

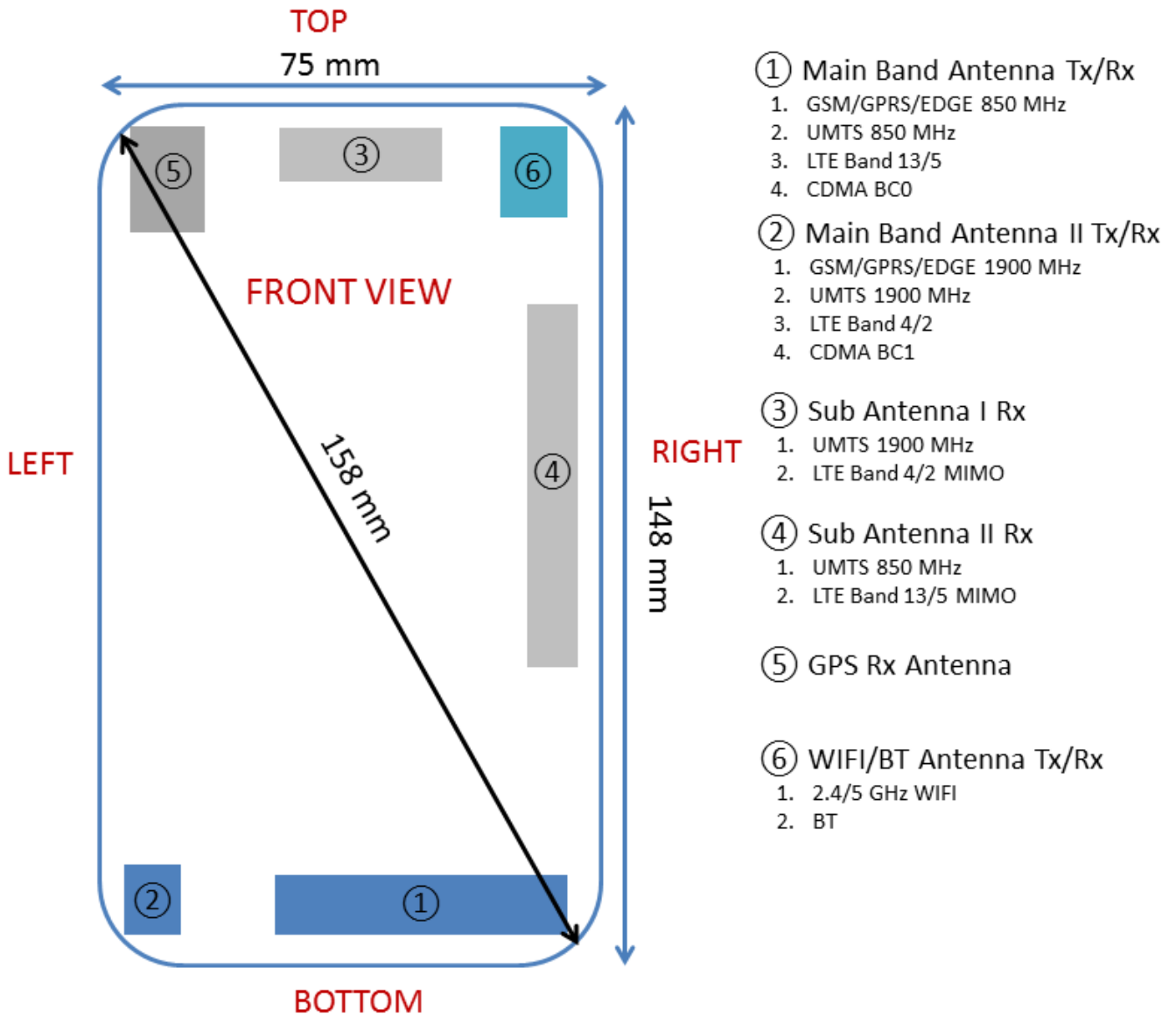




# APPENDIX F: DUT ANTENNA DIAGRAM & SAR TEST SETUP PHOTOGRAPHS


<b>FCC ID</b> ZNFVS501		<b>SAR EVALUATION REPORT</b>		<b>Approved by:</b> Quality Manager
<b>Test Dates:</b> 01/14/17 - 01/27/17	<b>DUT Type:</b> Portable Handset			APPENDIX F: Page 1 of 8




Note: Exact antenna dimensions and separation distances are shown in the Technical Descriptions in the FCC Filing.

**Figure F-1**  
**DUT Antenna Locations**



<b>FCC ID</b> ZNFVS501		<b>SAR EVALUATION REPORT</b>		<b>Approved by:</b> Quality Manager
<b>Test Dates:</b> 01/14/17 - 01/27/17	<b>DUT Type:</b> Portable Handset			APPENDIX F: Page 2 of 8




**SAR Test Setup Photo 1 – Right Cheek**




**SAR Test Setup Photo 2 – Right Tilt**



<b>FCC ID</b> ZNFVS501		<b>SAR EVALUATION REPORT</b>		<b>Approved by:</b> Quality Manager
<b>Test Dates:</b> 01/14/17 - 01/27/17	<b>DUT Type:</b> Portable Handset			<b>APPENDIX F:</b> Page 3 of 8



**SAR Test Setup Photo 3 – Left Cheek**




**SAR Test Setup Photo 4 – Left Tilt**



<b>FCC ID</b> ZNFVS501		<b>SAR EVALUATION REPORT</b>		<b>Approved by:</b> Quality Manager
<b>Test Dates:</b> 01/14/17 - 01/27/17	<b>DUT Type:</b> Portable Handset			<b>APPENDIX F:</b> Page 4 of 8



**SAR Test Setup Photo 5 – Back Side at 1.0 cm**



**SAR Test Setup Photo 6 – Front Side at 1.0 cm**



<b>FCC ID</b> ZNFVS501		<b>SAR EVALUATION REPORT</b>		<b>Approved by:</b> Quality Manager
<b>Test Dates:</b> 01/14/17 - 01/27/17	<b>DUT Type:</b> Portable Handset	<b>APPENDIX F:</b> Page 5 of 8		




**SAR Test Setup Photo 7 – Top Edge at 1.0 cm**



**SAR Test Setup Photo 8 – Bottom Edge at 1.0 cm**



<b>FCC ID</b> ZNFVS501		<b>SAR EVALUATION REPORT</b>		<b>Approved by:</b> Quality Manager
<b>Test Dates:</b> 01/14/17 - 01/27/17	<b>DUT Type:</b> Portable Handset	<b>APPENDIX F:</b> Page 6 of 8		




SAR Test Setup Photo 9 – Right Edge at 1.0 cm





SAR Test Setup Photo 10 – Left Edge at 1.0 cm

<b>FCC ID</b> ZNFVS501		<b>SAR EVALUATION REPORT</b>		<b>Approved by:</b> Quality Manager
<b>Test Dates:</b> 01/14/17 - 01/27/17	<b>DUT Type:</b> Portable Handset			<b>APPENDIX F:</b> Page 7 of 8



**SAR Test Setup Photo 11 – Horizontal and Vertical Reference Lines**

<b>FCC ID</b> ZNFVS501		<b>SAR EVALUATION REPORT</b>		<b>Approved by:</b> Quality Manager
<b>Test Dates:</b> 01/14/17 - 01/27/17	<b>DUT Type:</b> Portable Handset			<b>APPENDIX F:</b> Page 8 of 8