

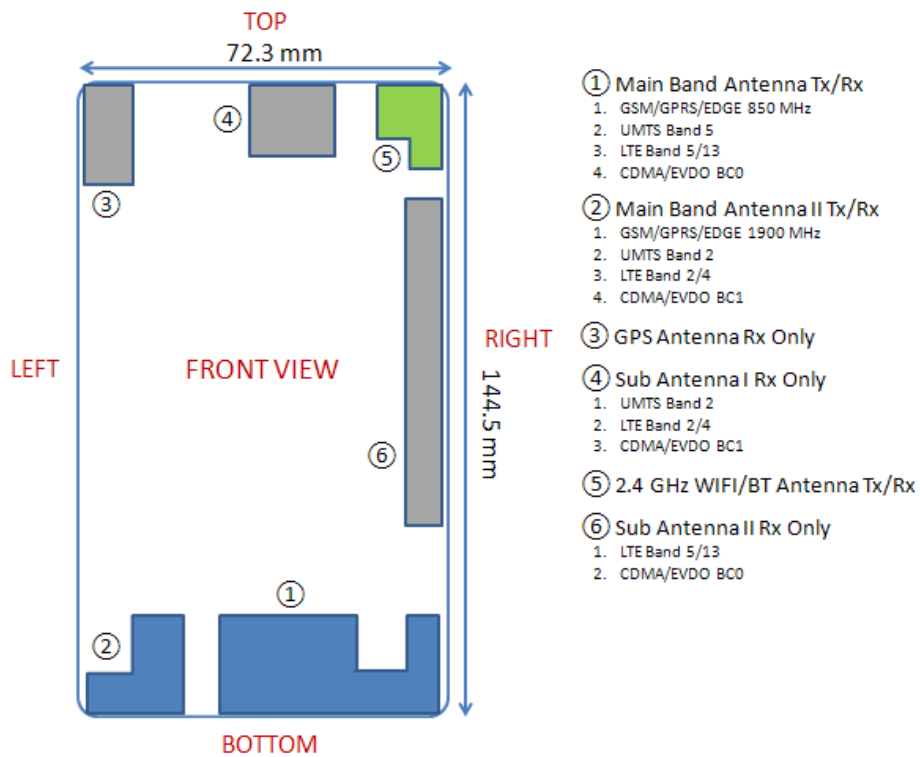




APPENDIX F: DUT ANTENNA DIAGRAM & SAR TEST SETUP PHOTOGRAPHS


FCC ID: ZNFVS500	 PCTEST ENGINEERING LABORATORY, INC.	SAR EVALUATION REPORT		Reviewed by: Quality Manager
Test Dates: 03/30/16 - 04/11/16	DUT Type: Portable Handset			APPENDIX F: Page 1 of 8



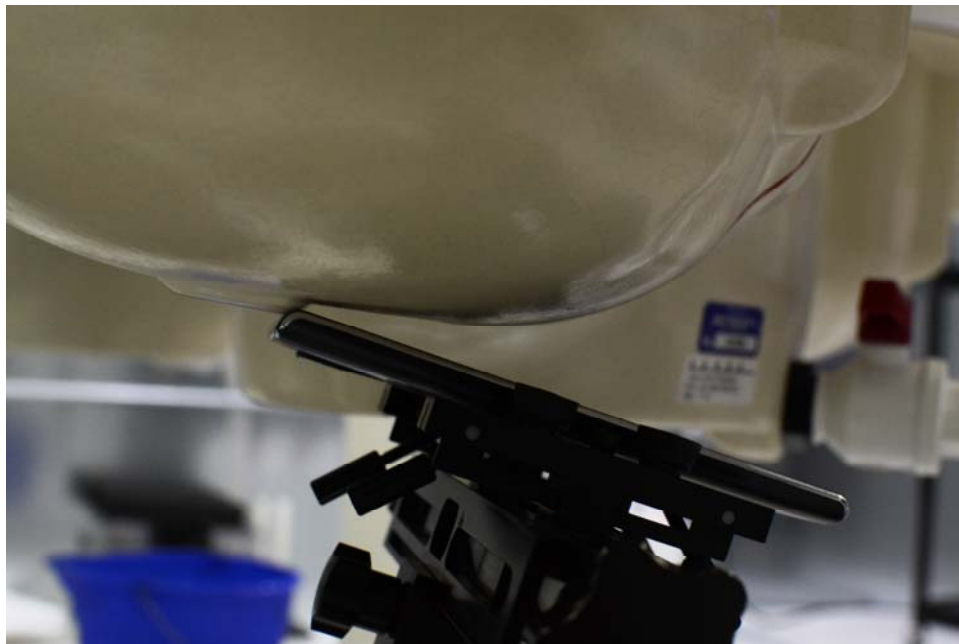
**Figure F-1
DUT Antenna Locations**

Note: Exact antenna dimensions and separation distances are shown in the Technical Descriptions in the FCC Filing.



FCC ID: ZNFVS500		SAR EVALUATION REPORT		Reviewed by: Quality Manager
Test Dates: 03/30/16 - 04/11/16	DUT Type: Portable Handset			APPENDIX F: Page 2 of 8



SAR Test Setup Photo 1 – Right Cheek




SAR Test Setup Photo 2 – Right Tilt



FCC ID: ZNFVS500		SAR EVALUATION REPORT		Reviewed by: Quality Manager
Test Dates: 03/30/16 - 04/11/16	DUT Type: Portable Handset			APPENDIX F: Page 3 of 8



SAR Test Setup Photo 3 – Left Cheek



SAR Test Setup Photo 4 – Left Tilt



FCC ID: ZNFVS500		SAR EVALUATION REPORT		Reviewed by: Quality Manager
Test Dates: 03/30/16 - 04/11/16	DUT Type: Portable Handset			APPENDIX F: Page 4 of 8



SAR Test Setup Photo 5 – Back Side at 10 mm




SAR Test Setup Photo 6 – Front Side at 10 mm



FCC ID: ZNFVS500	 PCTEST <small>ENGINEERING LABORATORY, INC.</small>	SAR EVALUATION REPORT		Reviewed by: Quality Manager
Test Dates: 03/30/16 - 04/11/16	DUT Type: Portable Handset			APPENDIX F: Page 5 of 8



SAR Test Setup Photo 7 – Top Edge at 10 mm



SAR Test Setup Photo 8 – Bottom Edge at 10 mm



FCC ID: ZNFVS500	 <small>ENGINEERING LABORATORY, INC.</small>	SAR EVALUATION REPORT	 Reviewed by: Quality Manager
Test Dates: 03/30/16 - 04/11/16	DUT Type: Portable Handset	APPENDIX F: Page 6 of 8	




SAR Test Setup Photo 9 - Right Edge at 10 mm





SAR Test Setup Photo 10 - Left Edge at 10 mm

FCC ID: ZNFVS500		SAR EVALUATION REPORT		Reviewed by: Quality Manager
Test Dates: 03/30/16 - 04/11/16	DUT Type: Portable Handset			APPENDIX F: Page 7 of 8



SAR Test Setup Photo 11 – Horizontal and Vertical Reference Lines

FCC ID: ZNFVS500		SAR EVALUATION REPORT		Reviewed by: Quality Manager
Test Dates: 03/30/16 - 04/11/16	DUT Type: Portable Handset			APPENDIX F: Page 8 of 8