



13. TEST SETUP PHOTOGRAPHS

FCC ID: ZNFVS450PP	 PCTEST ENGINEERING LABORATORY, INC.	HAC (T-COIL) TEST REPORT	 LG	Reviewed by: Quality Manager
Filename: 0Y1401150096.ZNF	Test Dates: 1/16/2014	EUT Type: Portable Handset	Page 35 of 37	




Figure 13-1
Test Setup for Wireless Device







Figure 13-2
Test Setup for Wireless Device

FCC ID: ZNFVS450PP	 <small>ENGINEERING LABORATORY, INC.</small>	HAC (T-COIL) TEST REPORT	 Reviewed by: Quality Manager
Filename: 0Y1401150096.ZNF	Test Dates: 1/16/2014	EUT Type: Portable Handset	Page 36 of 37





Axial

Radial (Transverse)

**Figure 13-3
T-Coil Scan Overlay Magnetic Field Distributions**

Note: Final measurement locations are indicated by a cursor on the contour plots.

FCC ID: ZNFVS450PP	 PCTEST <small>ENGINEERING LABORATORY, INC.</small>	HAC (T-COIL) TEST REPORT	 LG Reviewed by: Quality Manager
Filename: 0Y1401150096.ZNF	Test Dates: 1/16/2014	EUT Type: Portable Handset	Page 37 of 37