

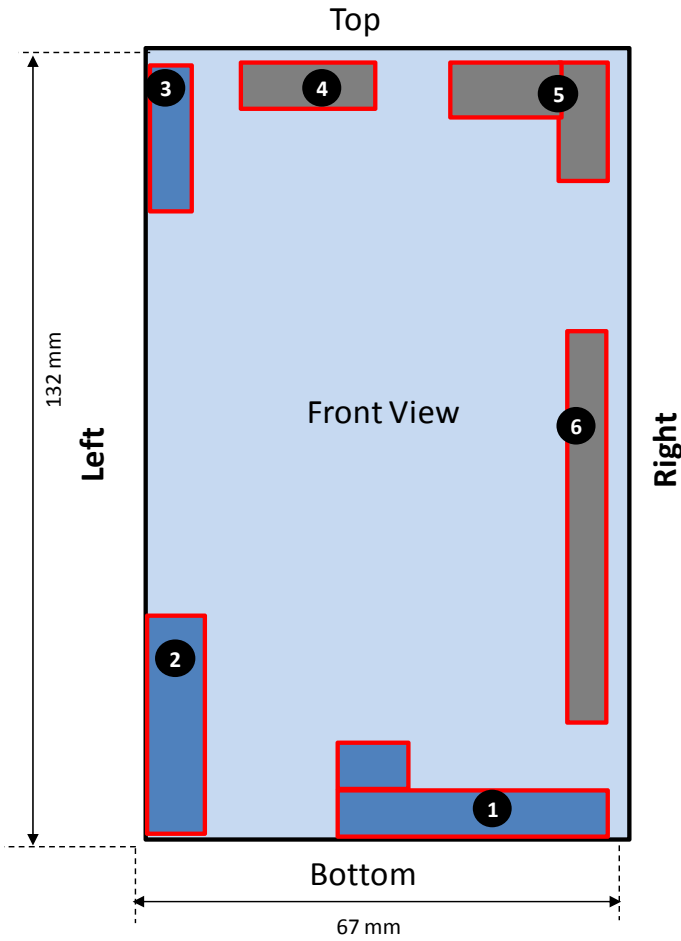


APPENDIX F: DUT ANTENNA DIAGRAM & SAR TEST SETUP PHOTOGRAPHS

FCC ID ZNFVS425PP		SAR EVALUATION REPORT		Reviewed by: Quality Manager
Test Dates: 11/10/15 - 11/16/15	DUT Type: Portable Handset			APPENDIX F: Page 1 of 8



- ① Main Band Antenna Tx/Rx
1. CDMA/EVDO BC0
 2. LTE Band 13
 3. LTE Band 5

- ② Main Band Antenna II Tx/Rx
1. CDMA/EVDO BC1
 2. LTE Band 4
 3. LTE Band 2

- ③ WIFI/BT Antenna Tx/Rx
1. 2.4 GHz WIFI
 2. 2.4 GHz BT

- ④ Diversity Antenna I Rx
1. CDMA/EVDO BC1
 2. LTE Band 4
 3. LTE Band 2


- ⑤ GPS Rx Antenna

- ⑥ Diversity Antenna II Rx
1. CDMA/EVDO BC0
 2. LTE Band 13
 3. LTE Band 5

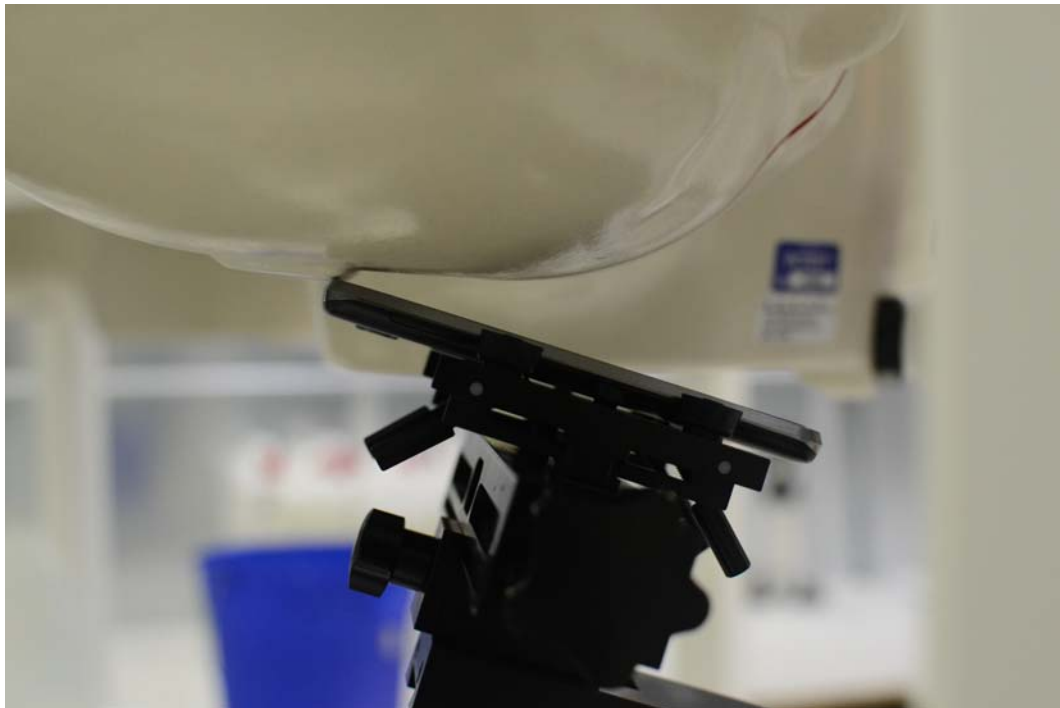
Note: Exact antenna dimensions and separation distances are shown in the Technical Descriptions in the FCC Filing.

Figure F-1
DUT Antenna Locations



FCC ID ZNFVS425PP	PCTEST ENGINEERING LABORATORY, INC.	SAR EVALUATION REPORT	LG	Reviewed by: Quality Manager
Test Dates: 11/10/15 - 11/16/15	DUT Type: Portable Handset			APPENDIX F: Page 2 of 8



SAR Test Setup Photo 1: Right Touch




SAR Test Setup Photo 2: Right Tilt



FCC ID ZNFVS425PP		SAR EVALUATION REPORT		Reviewed by: Quality Manager
Test Dates: 11/10/15 - 11/16/15	DUT Type: Portable Handset			APPENDIX F: Page 3 of 8




SAR Test Setup Photo 3: Left Touch



SAR Test Setup Photo 4: Left Tilt



FCC ID ZNFVS425PP		SAR EVALUATION REPORT		Reviewed by: Quality Manager
Test Dates: 11/10/15 - 11/16/15	DUT Type: Portable Handset			APPENDIX F: Page 4 of 8



SAR Test Setup Photo 5: Back Side at 1.0 cm



SAR Test Setup Photo 6: Front Side 1.0 cm



FCC ID ZNFVS425PP		SAR EVALUATION REPORT		Reviewed by: Quality Manager
Test Dates: 11/10/15 - 11/16/15	DUT Type: Portable Handset			APPENDIX F: Page 5 of 8




SAR Test Setup Photo 7: Top Edge 1.0 cm



SAR Test Setup Photo 8: Bottom Edge 1.0 cm



FCC ID ZNFVS425PP		SAR EVALUATION REPORT		Reviewed by: Quality Manager
Test Dates: 11/10/15 - 11/16/15	DUT Type: Portable Handset			APPENDIX F: Page 6 of 8



SAR Test Setup Photo 9: Right Edge 1.0 cm





SAR Test Setup Photo 10: Left Edge 1.0 cm

FCC ID ZNFVS425PP		SAR EVALUATION REPORT		Reviewed by: Quality Manager
Test Dates: 11/10/15 - 11/16/15	DUT Type: Portable Handset			APPENDIX F: Page 7 of 8



SAR Test Setup Photo 11: Vertical and Horizontal reference lines

FCC ID ZNFVS425PP		SAR EVALUATION REPORT		Reviewed by: Quality Manager
Test Dates: 11/10/15 - 11/16/15	DUT Type: Portable Handset			APPENDIX F: Page 8 of 8