





# APPENDIX F: SAR TEST SETUP PHOTOGRAPHS



FCC ID ZNFVN360		SAR EVALUATION REPORT		<b>Reviewed by:</b> Quality Manager
<b>Test Dates:</b> 05/28/13 - 06/05/13	<b>DUT Type:</b> Portable Handset			APPENDIX F: Page 1 of 5




**SAR Test Setup Photo 1 – Mouth Jaw Replacing Right Cheek**



**SAR Test Setup Photo 2 – Mouth Jaw Replacing Left Cheek**



FCC ID ZNFVN360		SAR EVALUATION REPORT		Reviewed by: Quality Manager
Test Dates: 05/28/13 - 06/05/13	DUT Type: Portable Handset			APPENDIX F: Page 2 of 5



**SAR Test Setup Photo 3 – Right Cheek**




**SAR Test Setup Photo 4 – Right Tilt**



FCC ID ZNFVN360		SAR EVALUATION REPORT	 <b>Reviewed by:</b> Quality Manager
<b>Test Dates:</b> 05/28/13 - 06/05/13	<b>DUT Type:</b> Portable Handset	APPENDIX F: Page 3 of 5	




SAR Test Setup Photo 5 – Left Cheek



SAR Test Setup Photo 6 – Left Tilt



FCC ID ZNFVN360		SAR EVALUATION REPORT		Reviewed by: Quality Manager
Test Dates: 05/28/13 - 06/05/13	DUT Type: Portable Handset			APPENDIX F: Page 4 of 5



**SAR Test Setup Photo 7 – Back Side at 1.5 cm**



**SAR Test Setup Photo 8 – Horizontal and Vertical Reference Line**

FCC ID ZNFVN360		SAR EVALUATION REPORT	 <b>Reviewed by:</b> Quality Manager
<b>Test Dates:</b> 05/28/13 - 06/05/13	<b>DUT Type:</b> Portable Handset	APPENDIX F: Page 5 of 5	