

13. TEST SETUP PHOTOGRAPHS



FCC ID: ZNFVN271		HAC (T-COIL) TEST REPORT		Reviewed by: Quality Manager
Filename: 0Y1108221455.ZNF	Test Dates: August 22-25, 2011	EUT Type: Cell/PCS CDMA Phone with Bluetooth		Page 36 of 38



Figure 13-1
Test Setup for Wireless Device







Figure 13-2
Test Setup for Wireless Device

FCC ID: ZNFVN271		HAC (T-COIL) TEST REPORT		Reviewed by: Quality Manager
Filename: 0Y1108221455.ZNF	Test Dates: August 22-25, 2011	EUT Type: Cell/PCS CDMA Phone with Bluetooth		Page 37 of 38



Axial



Radial H (Transverse)

Radial V (Longitudinal)

Figure 13-3

T-Coil Scan Overlay Magnetic Field Distributions

Note: Final measurement locations are indicated by a cursor on the contour plots.

FCC ID: ZNFVN271	 PCTEST Engineering Laboratory, Inc.	HAC (T-COIL) TEST REPORT	 LG	Reviewed by: Quality Manager
Filename: 0Y1108221455.ZNF	Test Dates: August 22-25, 2011	EUT Type: Cell/PCS CDMA Phone with Bluetooth		Page 38 of 38