






APPENDIX F: DUT ANTENNA DIAGRAM & SAR TEST SETUP PHOTOGRAPHS

| | | | | |
|---|---|------------------------------|---|--|
| FCC ID ZNFVN210 |  | SAR EVALUATION REPORT |  | Reviewed by: Quality Manager |
| Test Dates: 06/08/15 - 06/10/15 | DUT Type: Portable Handset | | | APPENDIX F: Page 1 of 5 |



Note: Exact antenna dimensions and separation distances are shown in the Technical Descriptions in the FCC Filing.

Figure F-1
DUT Antenna Locations



| | | | |
|------------------------------------|---|----------------------------|--|
| FCC ID ZNFVN210 |  | SAR EVALUATION REPORT |  Reviewed by: Quality Manager |
| Test Dates: 06/08/15 - 06/10/15 | DUT Type: Portable Handset | APPENDIX F: Page 2 of 5 | |



SAR Test Setup Photo 1 – Right Cheek



SAR Test Setup Photo 2 – Right Tilt



| | | | | |
|------------------------------------|---|----------------------------|---|---------------------------------|
| FCC ID ZNFVN210 |  | SAR EVALUATION REPORT |  | Reviewed by: Quality Manager |
| Test Dates: 06/08/15 - 06/10/15 | DUT Type: Portable Handset | APPENDIX F: Page 3 of 5 | | |



SAR Test Setup Photo 3 – Left Cheek



SAR Test Setup Photo 4 – Left Tilt



| | | | |
|---|---|-----------------------------------|--|
| FCC ID ZNFVN210 |  | SAR EVALUATION REPORT |  Reviewed by: Quality Manager |
| Test Dates: 06/08/15 - 06/10/15 | DUT Type: Portable Handset | APPENDIX F: Page 4 of 5 | |



SAR Test Setup Photo 5 – Back Side at 15 mm



SAR Test Setup Photo 6 – Horizontal and Vertical Reference Lines

| | | | | |
|------------------------------------|---|----------------------------|---|---------------------------------|
| FCC ID ZNFVN210 |  | SAR EVALUATION REPORT |  | Reviewed by: Quality Manager |
| Test Dates: 06/08/15 - 06/10/15 | DUT Type: Portable Handset | APPENDIX F: Page 5 of 5 | | |