




18. TEST PHOTOGRAPHS

See following Attached Pages for setup photographs.



FCC ID: ZNFVN170	 PCTEST ENGINEERING LABORATORY, INC.	HAC (RF EMISSIONS) TEST REPORT	 LG	Reviewed by: Quality Manager
Filename: 0Y1406031160.ZNF	Test Dates: June 2-3, 2014	EUT Type: Portable Handset	Page 61 of 63	

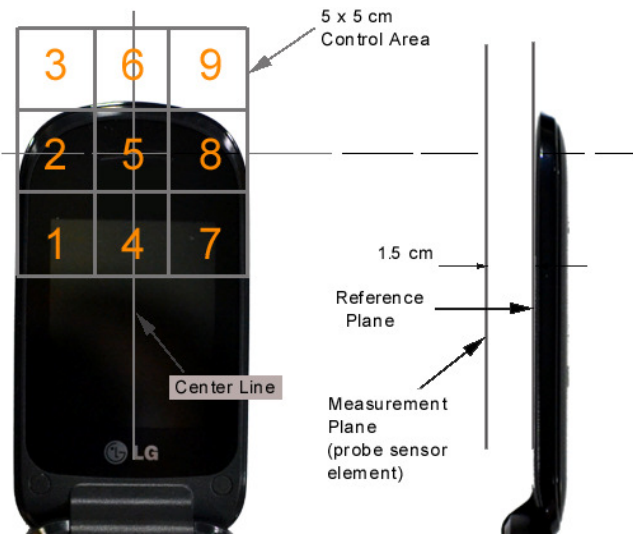


**Figure 18-1
Ear Reference Point HAC Phantom Alignment**



**Figure 18-2
HAC Phantom Plane Alignment**



FCC ID: ZNFVN170		HAC (RF EMISSIONS) TEST REPORT		Reviewed by: Quality Manager
Filename: 0Y1406031160.ZNF	Test Dates: June 2-3, 2014	EUT Type: Portable Handset	Page 62 of 63	



**Figure 18-3 5x5 Scan grid above WD
(Acoustic Centered Scan Pictured)**



**Figure 18-4 E-Field WD Scan overlay
(T-coil Centered Scan Pictured)**

FCC ID: ZNFVN170		HAC (RF EMISSIONS) TEST REPORT	 Reviewed by: Quality Manager
Filename: 0Y1406031160.ZNF	Test Dates: June 2-3, 2014	EUT Type: Portable Handset	Page 63 of 63