

13. TEST SETUP PHOTOGRAPHS



FCC ID: ZNFVN170	 PCTEST ENGINEERING LABORATORY, INC.	HAC (T-COIL) TEST REPORT	 LG	Reviewed by: Quality Manager
Filename: 0Y1403110554.ZNF	Test Dates: 3/20/2014	EUT Type: Portable Handset	Page 35 of 37	



Figure 13-1
Test Setup for Wireless Device






Figure 13-2
Test Setup for Wireless Device

FCC ID: ZNFVN170	 <small>ENGINEERING LABORATORY, INC.</small>	HAC (T-COIL) TEST REPORT	 Reviewed by: Quality Manager
Filename: 0Y1403110554.ZNF	Test Dates: 3/20/2014	EUT Type: Portable Handset	Page 36 of 37





Axial

Radial (Transverse)

Figure 13-3
T-Coil Scan Overlay Magnetic Field Distributions

Note: Final measurement locations are indicated by a cursor on the contour plots.

FCC ID: ZNFVN170	 PCTEST <small>ENGINEERING LABORATORY, INC.</small>	HAC (T-COIL) TEST REPORT	 LG	Reviewed by: Quality Manager
Filename: 0Y1403110554.ZNF	Test Dates: 3/20/2014	EUT Type: Portable Handset	Page 37 of 37	