





APPENDIX F: SAR TEST SETUP PHOTOGRAPHS AND ANTENNA DIAGRAM



FCC ID ZNFVK815		SAR EVALUATION REPORT	 Reviewed by: Quality Manager
Test Dates: 03/16/15 – 04/01/15	DUT Type: Portable Tablet	APPENDIX F: Page 1 of 5	



SAR Test Setup Photo 1: Back Side at 1.9 cm



SAR Test Setup Photo 2: Back Side at 0.0 cm



FCC ID ZNFVK815		SAR EVALUATION REPORT	 Reviewed by: Quality Manager
Test Dates: 03/16/15 – 04/01/15	DUT Type: Portable Tablet	APPENDIX F: Page 2 of 5	



SAR Test Setup Photo 3: Top Edge at 1.9 cm




SAR Test Setup Photo 4: Top Edge at 0.0 cm



FCC ID ZNFVK815		SAR EVALUATION REPORT		Reviewed by: Quality Manager
Test Dates: 03/16/15 – 04/01/15	DUT Type: Portable Tablet	APPENDIX F: Page 3 of 5		




SAR Test Setup Photo 5: Right Edge at 0.0 cm



SAR Test Setup Photo 6: Left Edge at 1.0 cm

FCC ID ZNFVK815		SAR EVALUATION REPORT		Reviewed by: Quality Manager
Test Dates: 03/16/15 – 04/01/15	DUT Type: Portable Tablet	APPENDIX F: Page 4 of 5		



SAR Test Setup Photo 7: Left Edge at 0.0 cm

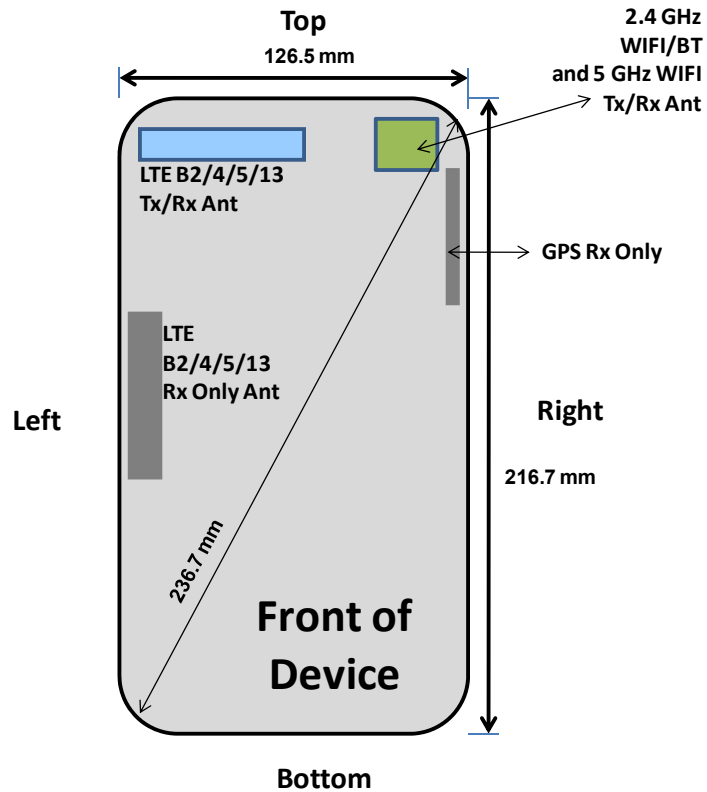




Figure F-1: DUT Antenna Locations

Note: Exact antenna dimensions and separation distances are shown in the Technical Descriptions in the FCC filing.

FCC ID ZNFVK815	 PCTEST <small>ENGINEERING LABORATORY, INC.</small>	SAR EVALUATION REPORT	 Reviewed by: Quality Manager
Test Dates: 03/16/15 – 04/01/15	DUT Type: Portable Tablet	APPENDIX F: Page 5 of 5	