



APPENDIX F: DUT ANTENNA DIAGRAM & SAR TEST SETUP PHOTOGRAPHS

| | | | | |
|------------------------------------|---|-----------------------|---|---------------------------------|
| FCC ID ZNFV940N |  | SAR EVALUATION REPORT |  | Reviewed by: Quality Manager |
| Test Dates: 08/10/15 - 08/12/15 | DUT Type: Portable Tablet | | | APPENDIX F: Page 1 of 4 |

Note: Exact antenna dimensions and separation distances are shown in the Technical Descriptions in the FCC Filing.

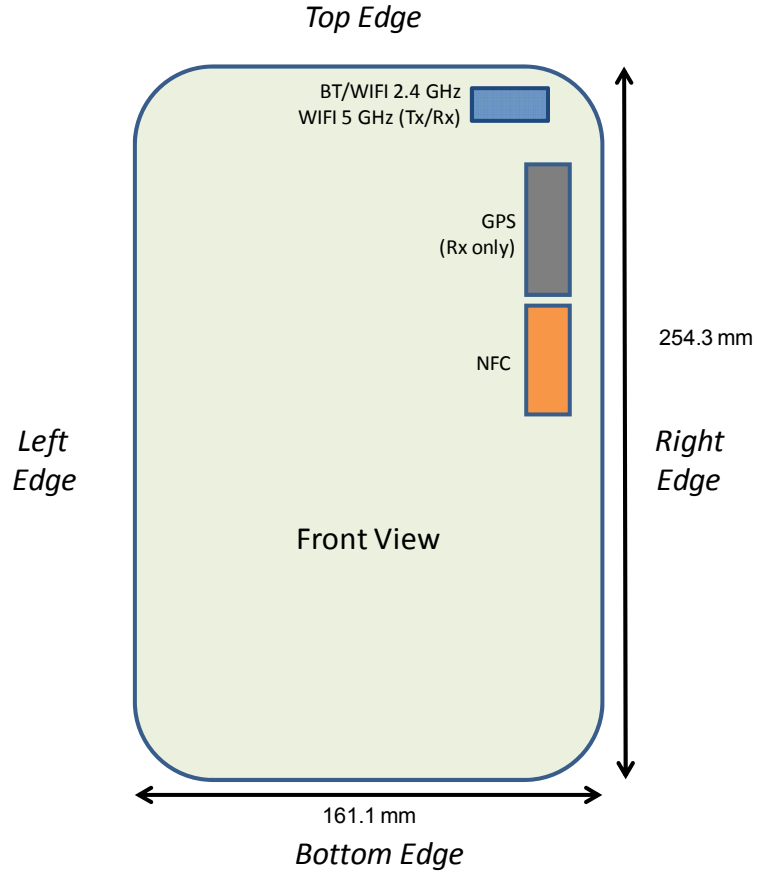




Figure F-1
DUT Antenna Locations



| | | | | |
|------------------------------------|---|-----------------------|---|---------------------------------|
| FCC ID ZNFV940N |  | SAR EVALUATION REPORT |  | Reviewed by: Quality Manager |
| Test Dates: 08/10/15 - 08/12/15 | DUT Type: Portable Tablet | | | APPENDIX F: Page 2 of 4 |




SAR Test Setup Photo 1 – Back Side at 0 mm





SAR Test Setup Photo 2 – Top Edge at 0 mm

| | | | | |
|------------------------------------|---|-----------------------|---|---------------------------------|
| FCC ID ZNFV940N |  | SAR EVALUATION REPORT |  | Reviewed by: Quality Manager |
| Test Dates: 08/10/15 - 08/12/15 | DUT Type: Portable Tablet | | | APPENDIX F: Page 3 of 4 |



SAR Test Setup Photo 3 – Right Edge at 0 mm

| | | | | |
|------------------------------------|---|-----------------------|---|---------------------------------|
| FCC ID ZNFV940N |  | SAR EVALUATION REPORT |  | Reviewed by: Quality Manager |
| Test Dates: 08/10/15 - 08/12/15 | DUT Type: Portable Tablet | | | APPENDIX F: Page 4 of 4 |