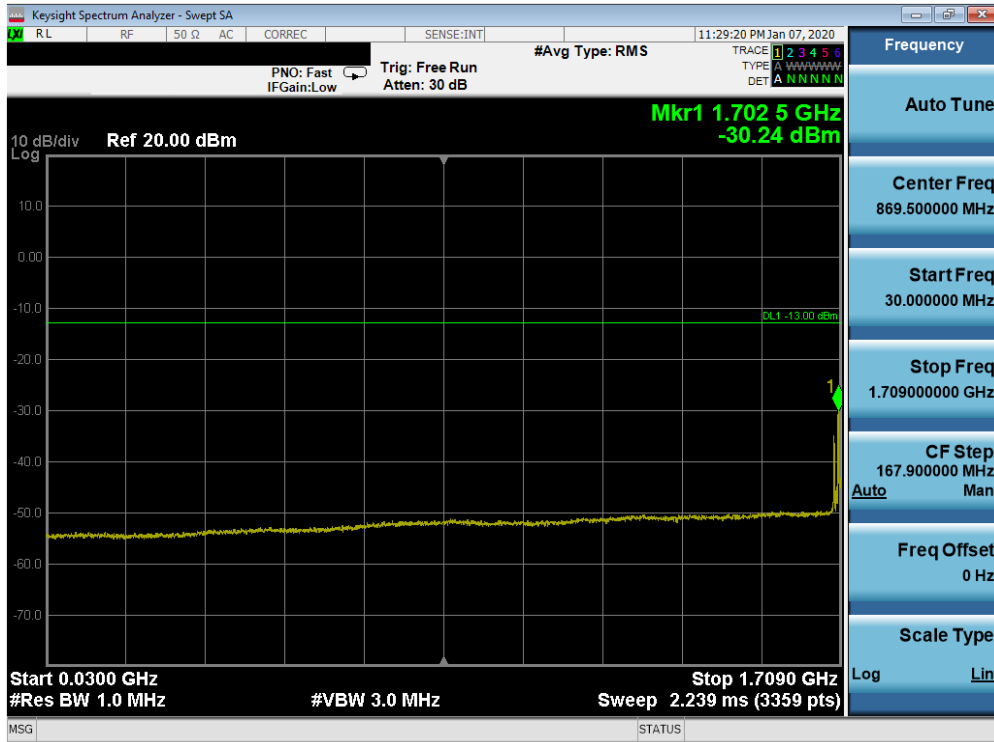


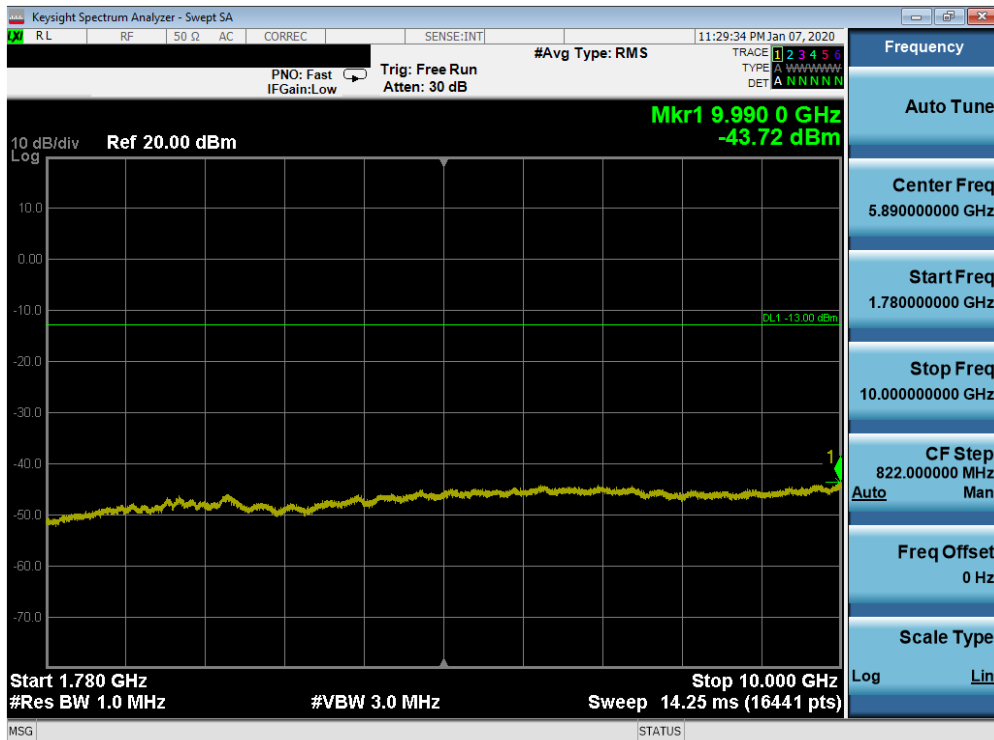
Plot 7-116. Conducted Spurious Plot (Band 5 - 10.0MHz QPSK - RB Size 1, RB Offset 0 - High Channel)

FCC ID: ZNFV600AM	PCTEST	MEASUREMENT REPORT (CERTIFICATION)	LG	Approved by: Quality Manager
Test Report S/N: 1M1912300229-03.ZNF	Test Dates: 12/30/2019 - 2/14/2020	EUT Type: Portable Handset		Page 78 of 302

### Band 66/4

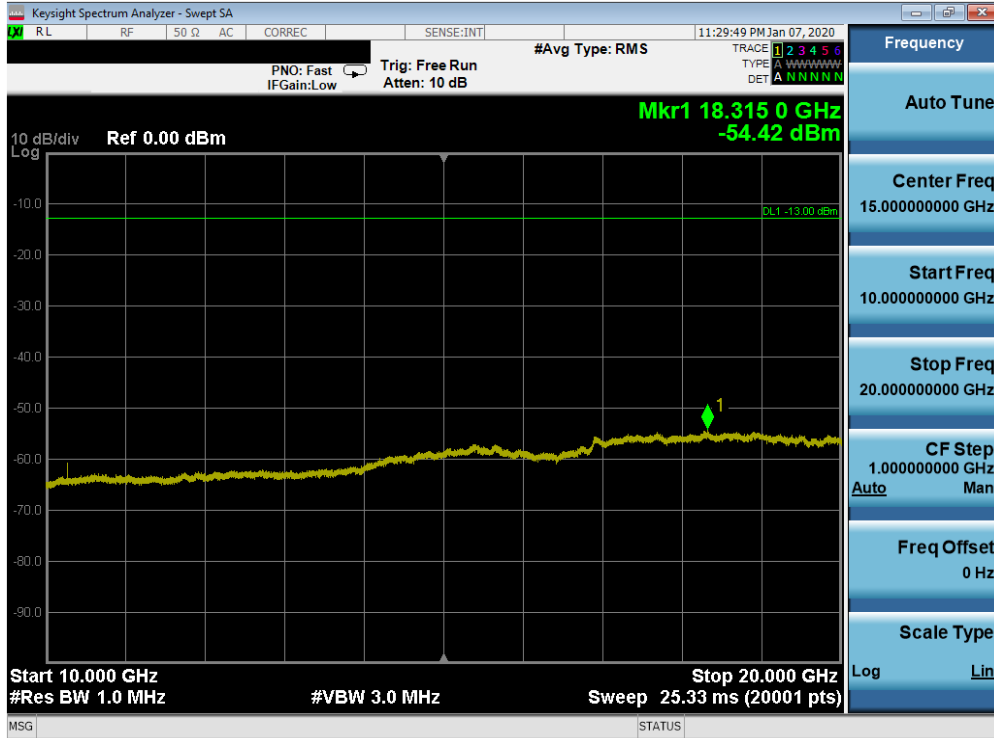


Plot 7-117. Conducted Spurious Plot (Band 66/4 - 20.0MHz QPSK - RB Size 1, RB Offset 0 - Low Channel)

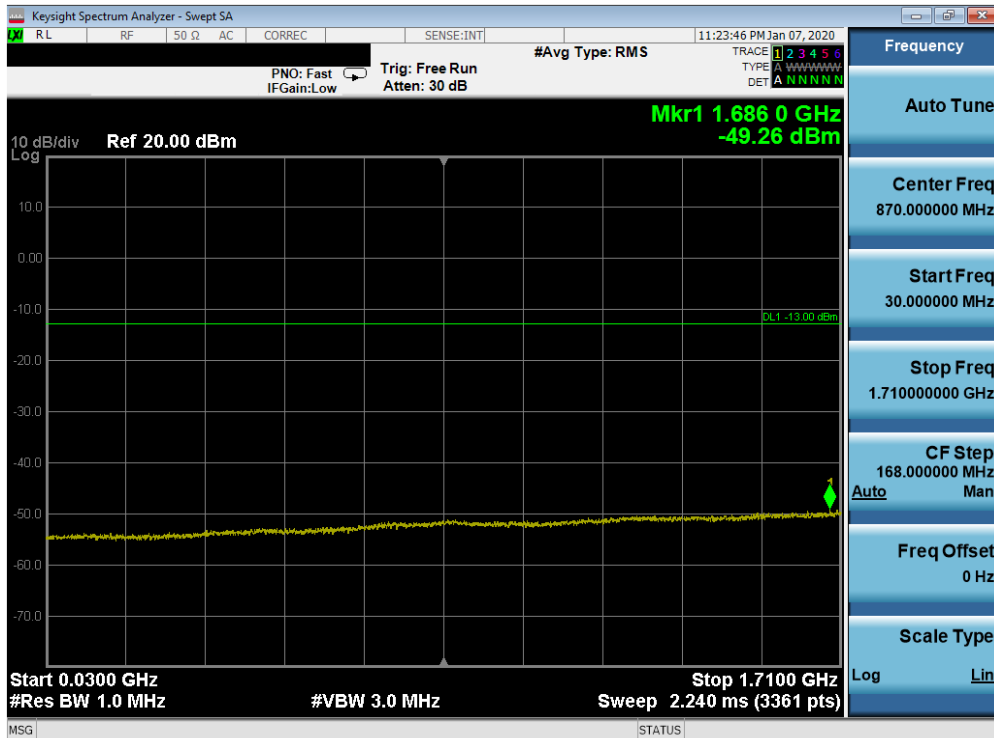


Plot 7-118. Conducted Spurious Plot (Band 66/4 - 20.0MHz QPSK - RB Size 1, RB Offset 0 - Low Channel)

FCC ID: ZNFV600AM		MEASUREMENT REPORT (CERTIFICATION)		Approved by: Quality Manager
Test Report S/N: 1M1912300229-03.ZNF	Test Dates: 12/30/2019 - 2/14/2020	EUT Type: Portable Handset		Page 79 of 302

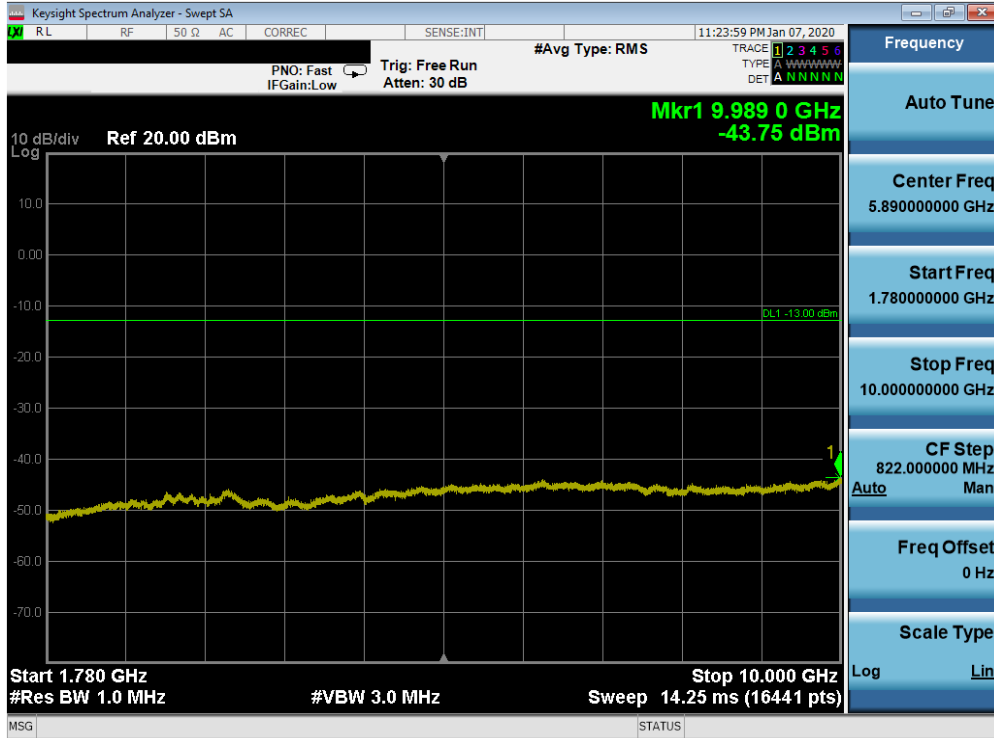


Plot 7-119. Conducted Spurious Plot (Band 66/4 - 20.0MHz QPSK - RB Size 1, RB Offset 0 - Low Channel)

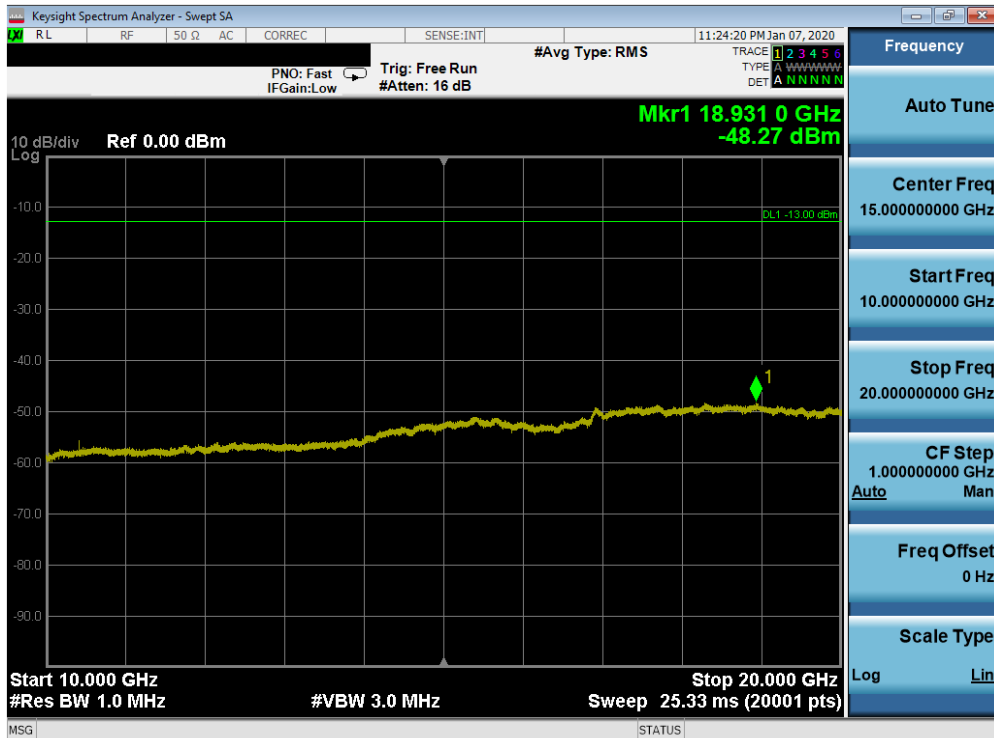


Plot 7-120. Conducted Spurious Plot (Band 66/4 - 20.0MHz QPSK - RB Size 1, RB Offset 0 - Mid Channel)

FCC ID: ZNFV600AM		MEASUREMENT REPORT (CERTIFICATION)		Approved by: Quality Manager
Test Report S/N: 1M1912300229-03.ZNF	Test Dates: 12/30/2019 - 2/14/2020	EUT Type: Portable Handset		Page 80 of 302

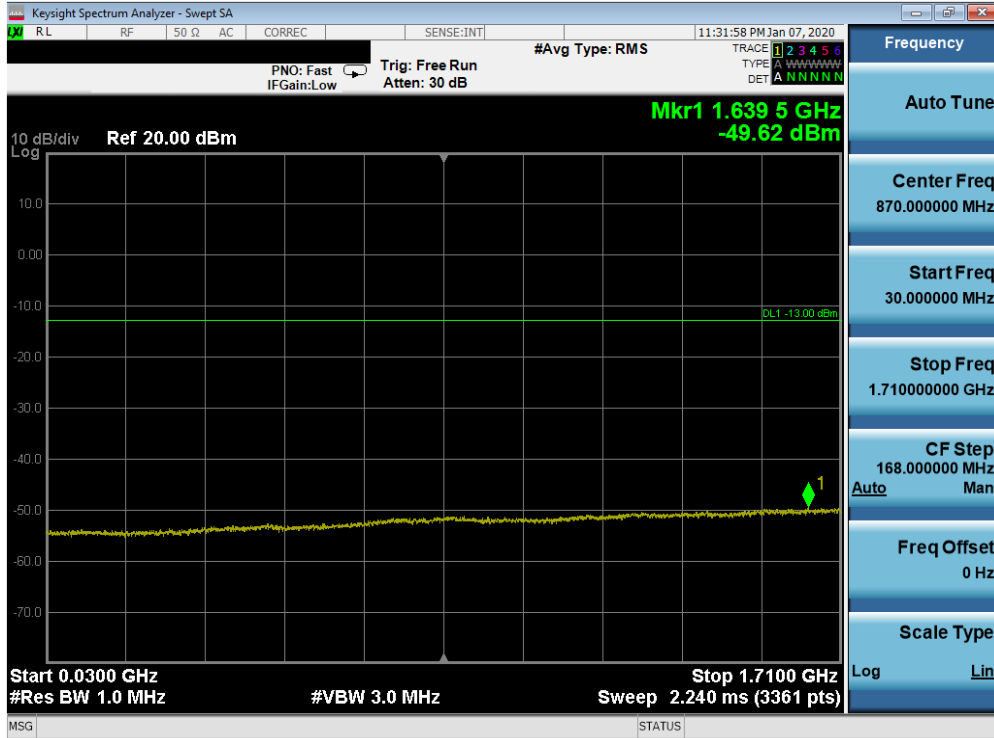


Plot 7-121. Conducted Spurious Plot (Band 66/4 - 20.0MHz QPSK - RB Size 1, RB Offset 0 - Mid Channel)

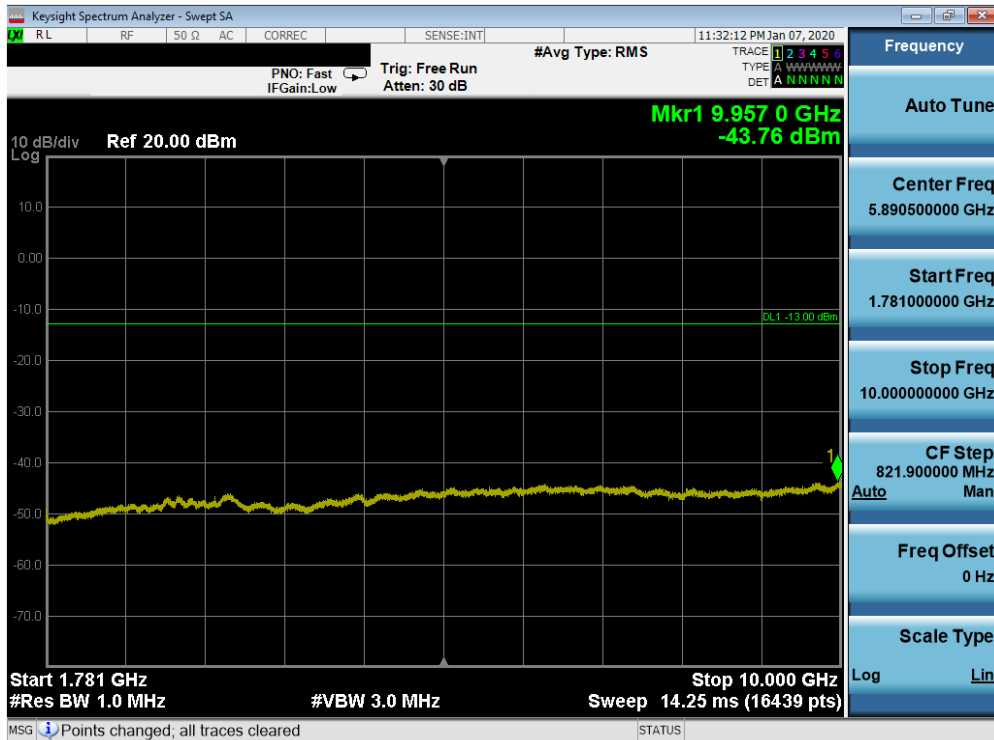


Plot 7-122. Conducted Spurious Plot (Band 66/4 - 20.0MHz QPSK - RB Size 1, RB Offset 0 - Mid Channel)

FCC ID: ZNFV600AM		MEASUREMENT REPORT (CERTIFICATION)		Approved by: Quality Manager
Test Report S/N: 1M1912300229-03.ZNF	Test Dates: 12/30/2019 - 2/14/2020	EUT Type: Portable Handset		Page 81 of 302

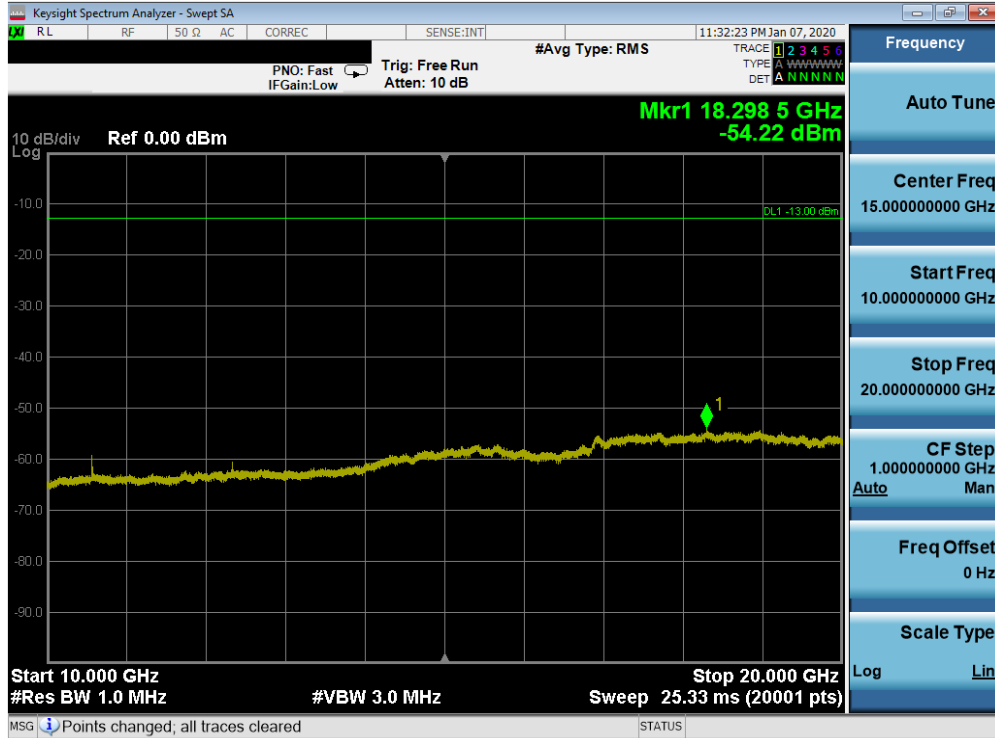


Plot 7-123. Conducted Spurious Plot (Band 66/4 - 20.0MHz QPSK - RB Size 1, RB Offset 0 - High Channel)



Plot 7-124. Conducted Spurious Plot (Band 66/4 - 20.0MHz QPSK - RB Size 1, RB Offset 0 - High Channel)

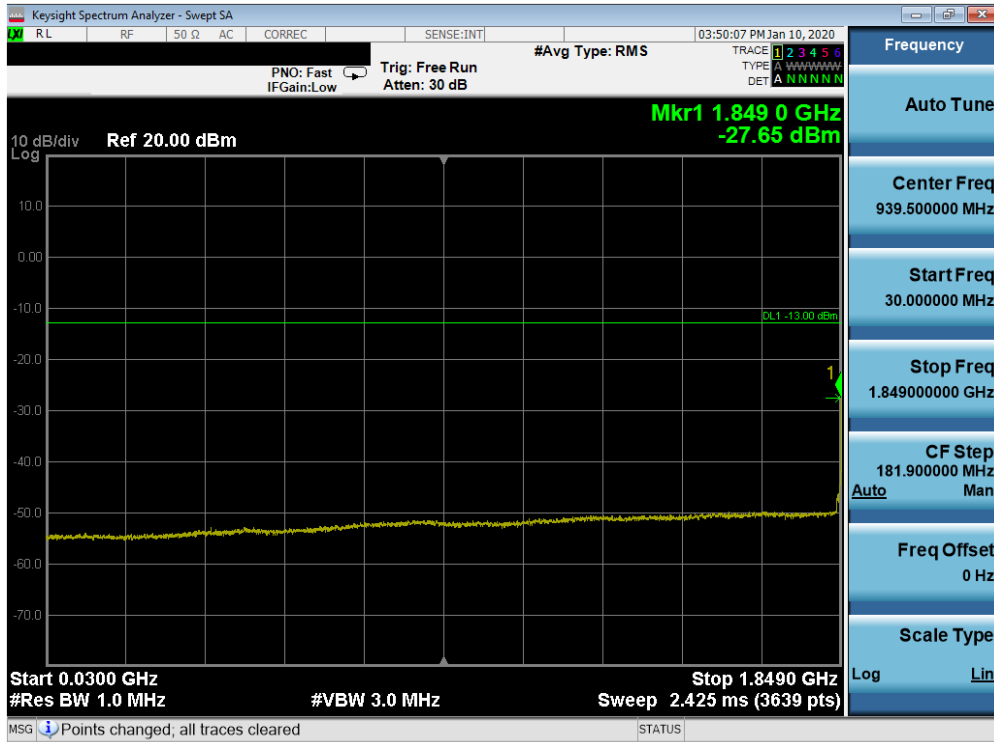
FCC ID: ZNFV600AM		MEASUREMENT REPORT (CERTIFICATION)		Approved by: Quality Manager
Test Report S/N: 1M1912300229-03.ZNF	Test Dates: 12/30/2019 - 2/14/2020	EUT Type: Portable Handset		Page 82 of 302



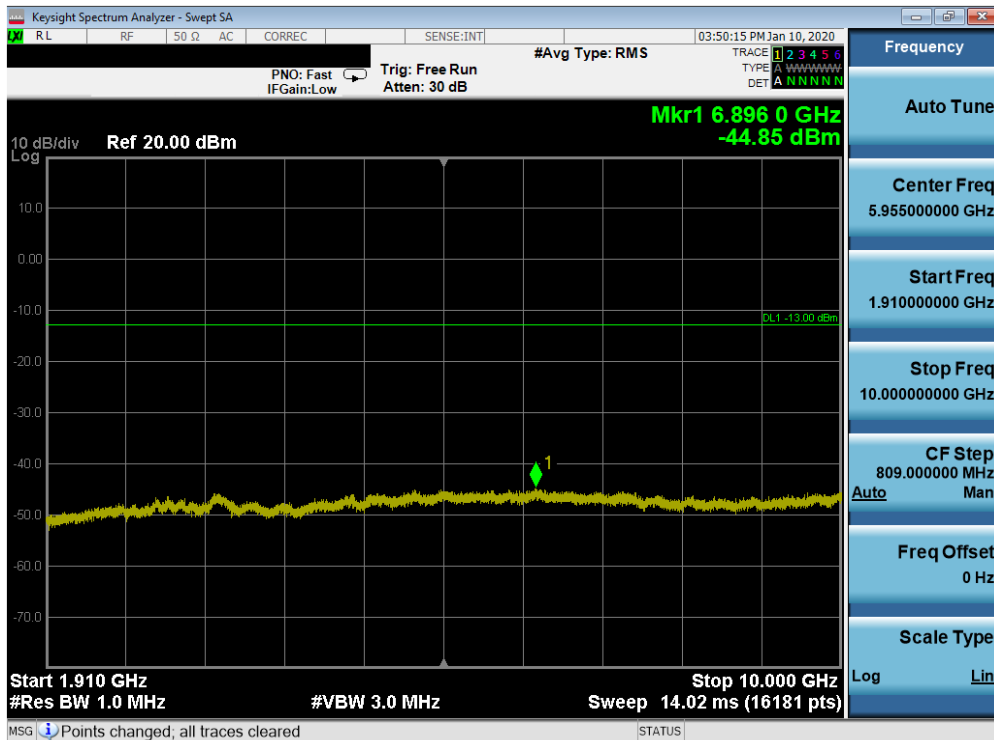
Plot 7-125. Conducted Spurious Plot (Band 66/4 - 20.0MHz QPSK - RB Size 1, RB Offset 0 - High Channel)

FCC ID: ZNFV600AM		MEASUREMENT REPORT (CERTIFICATION)		Approved by: Quality Manager
Test Report S/N: 1M1912300229-03.ZNF	Test Dates: 12/30/2019 - 2/14/2020	EUT Type: Portable Handset		Page 83 of 302

## Band 2

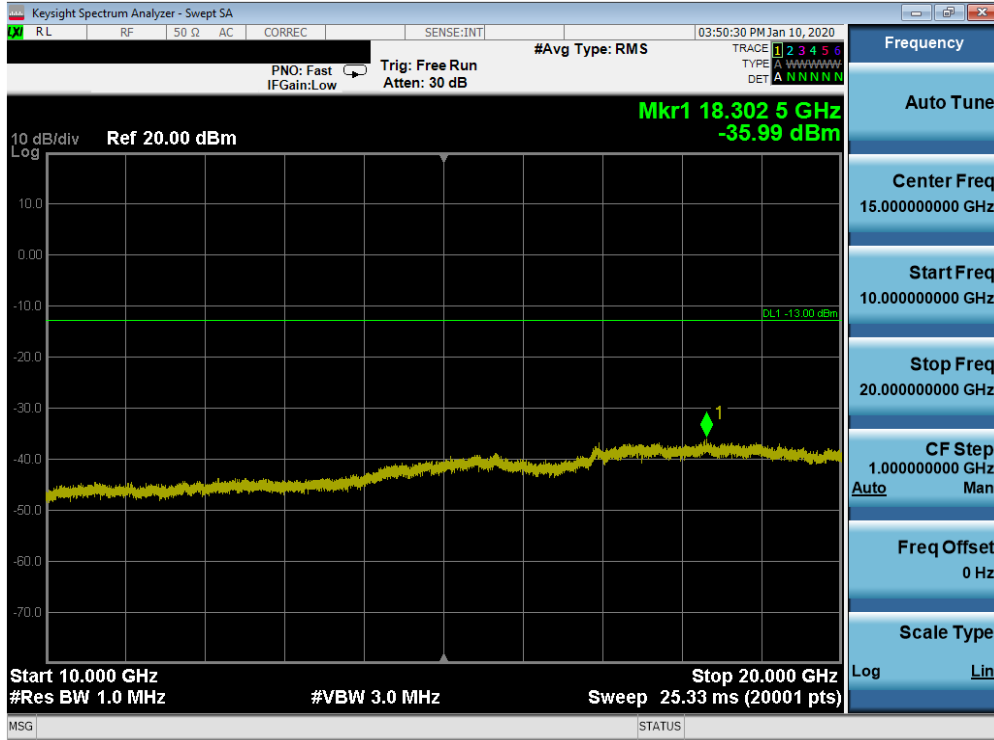


Plot 7-126. Conducted Spurious Plot (Band 2 - 20.0MHz QPSK - RB Size 1, RB Offset 0 - Low Channel)

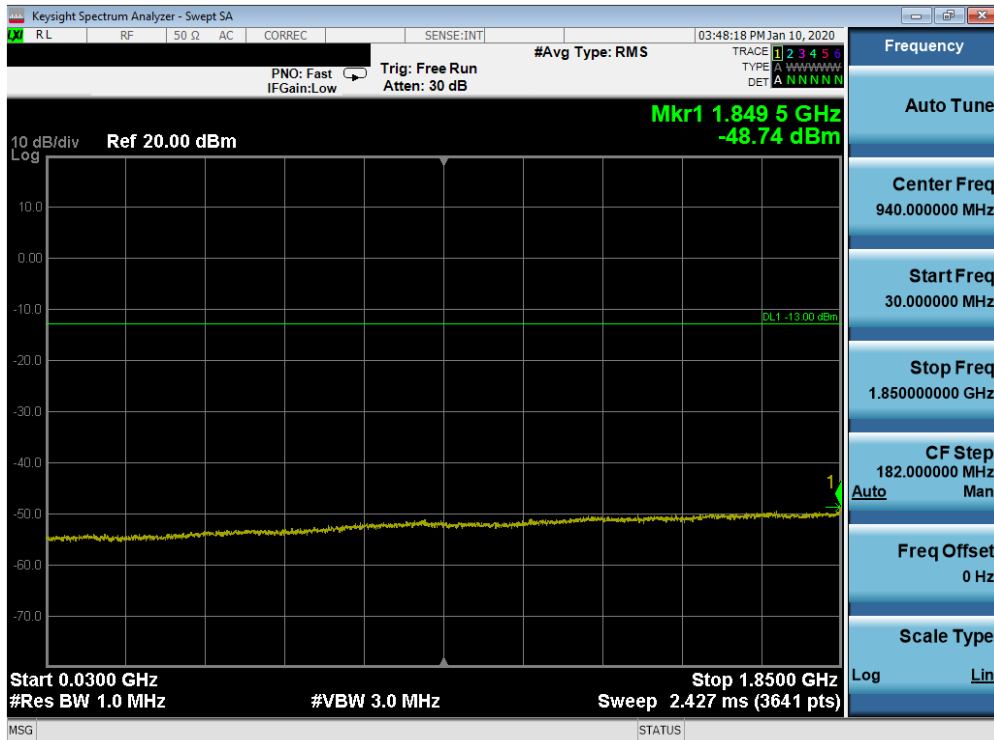


Plot 7-127. Conducted Spurious Plot (Band 2 - 20.0MHz QPSK - RB Size 1, RB Offset 0 - Low Channel)

FCC ID: ZNFV600AM		MEASUREMENT REPORT (CERTIFICATION)		Approved by: Quality Manager
Test Report S/N: 1M1912300229-03.ZNF	Test Dates: 12/30/2019 - 2/14/2020	EUT Type: Portable Handset		Page 84 of 302



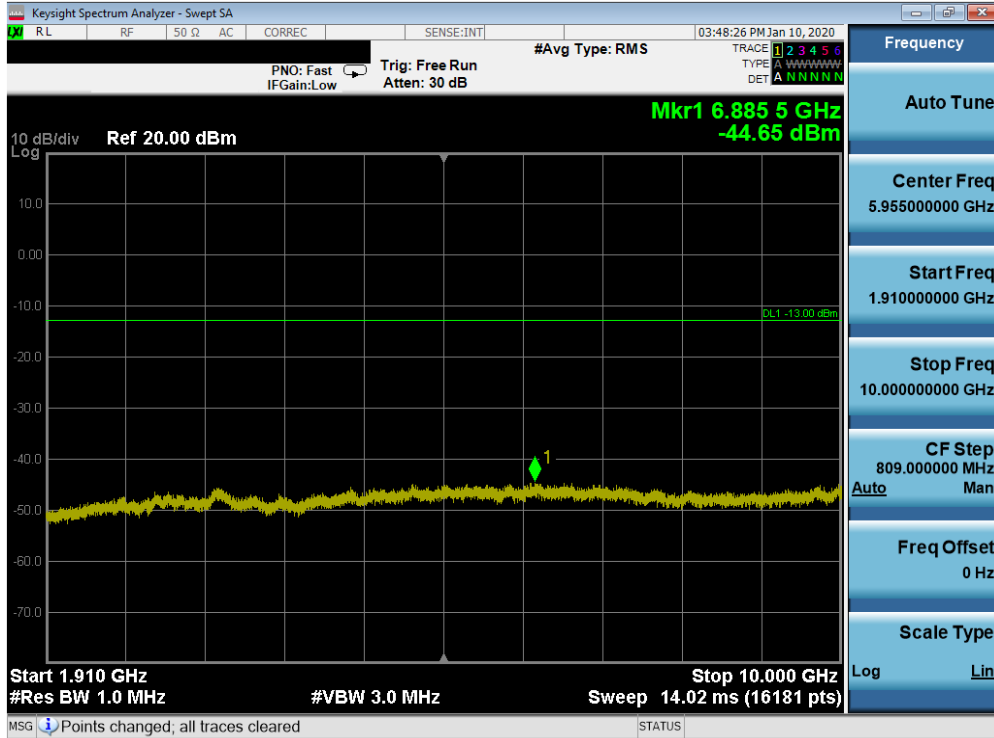
Plot 7-128. Conducted Spurious Plot (Band 2 - 20.0MHz QPSK - RB Size 1, RB Offset 0 - Low Channel)



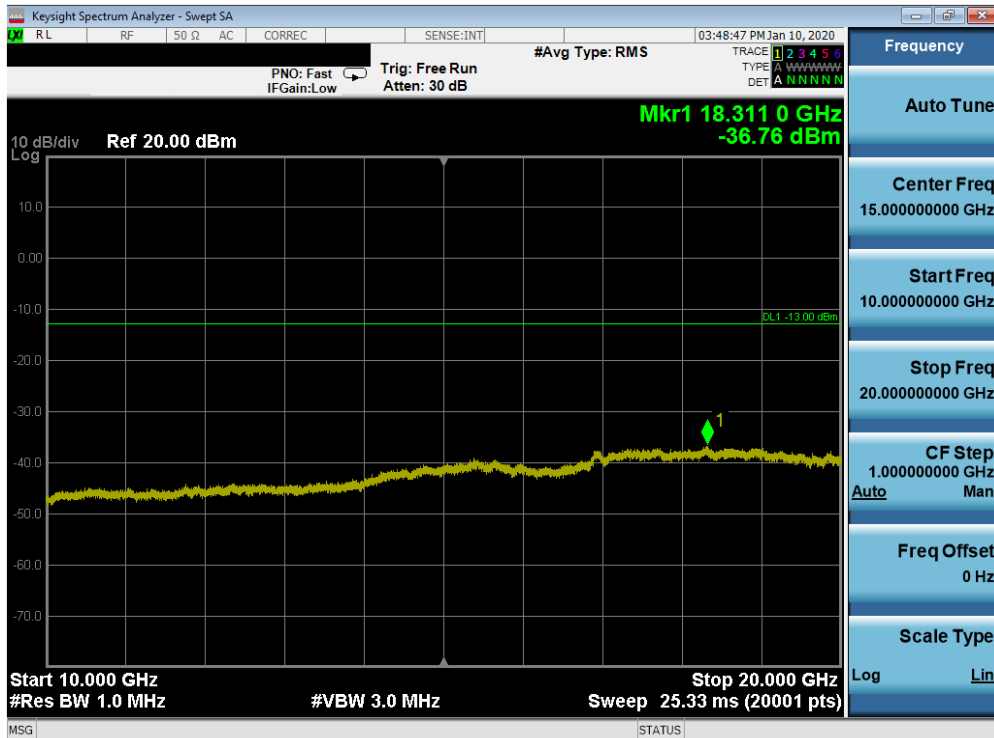
Plot 7-129. Conducted Spurious Plot (Band 2 - 20.0MHz QPSK - RB Size 1, RB Offset 0 - Mid Channel)

FCC ID: ZNFV600AM		MEASUREMENT REPORT (CERTIFICATION)		Approved by: Quality Manager
Test Report S/N: 1M1912300229-03.ZNF	Test Dates: 12/30/2019 - 2/14/2020	EUT Type: Portable Handset		Page 85 of 302



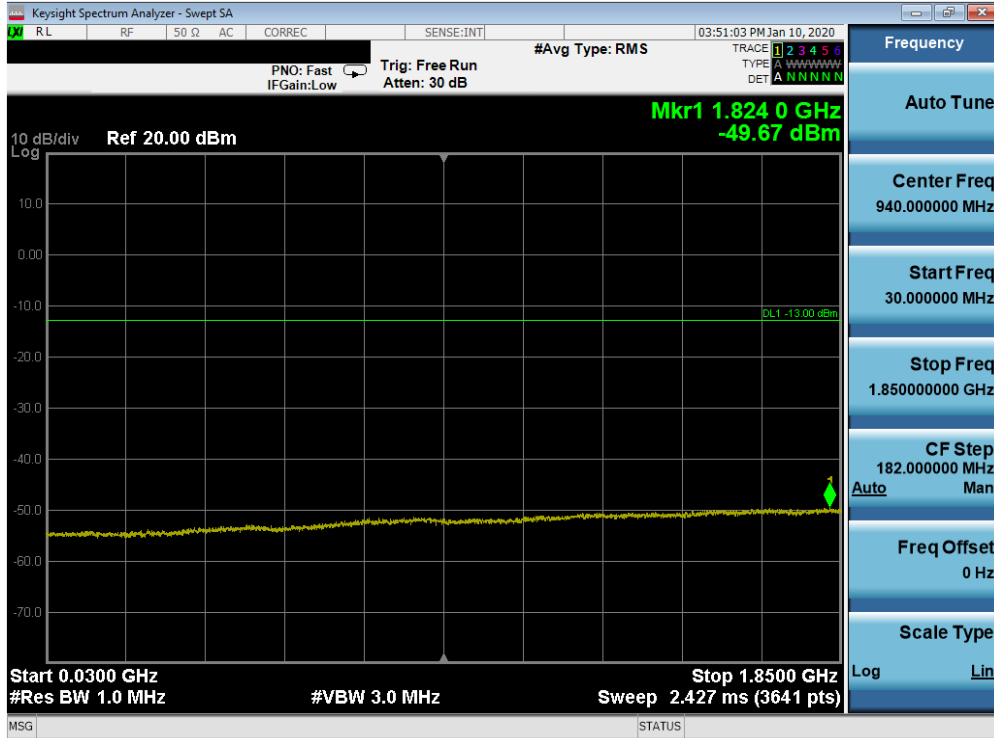


Plot 7-130. Conducted Spurious Plot (Band 2 - 20.0MHz QPSK - RB Size 1, RB Offset 0 - Mid Channel)

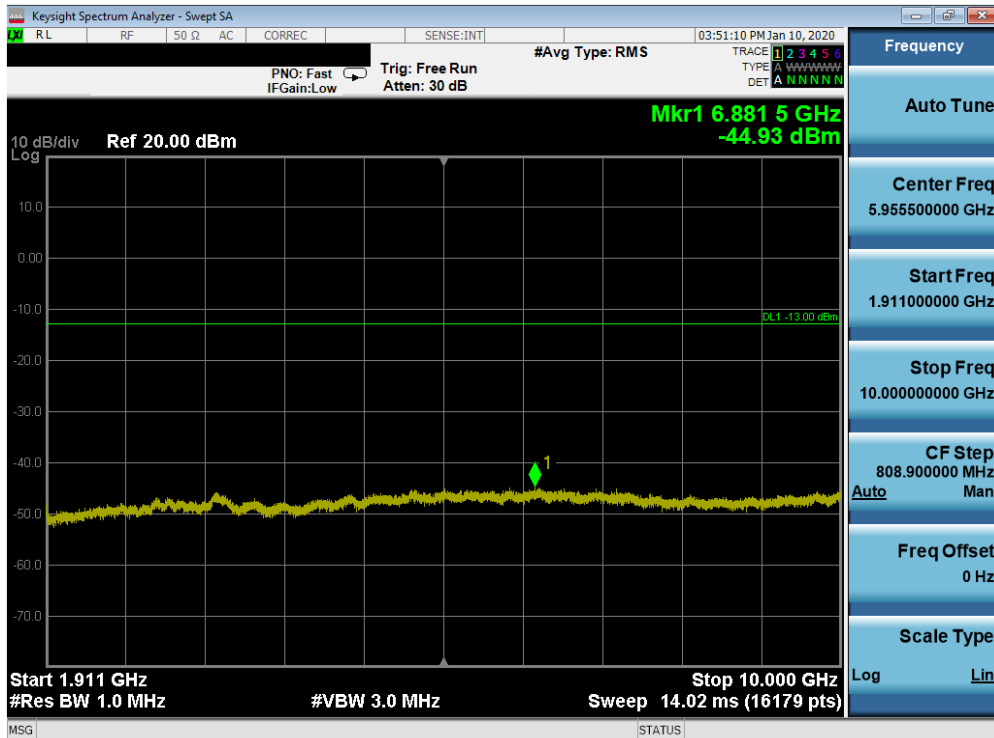


Plot 7-131. Conducted Spurious Plot (Band 2 - 20.0MHz QPSK - RB Size 1, RB Offset 0 - Mid Channel)

FCC ID: ZNFV600AM		MEASUREMENT REPORT (CERTIFICATION)		Approved by: Quality Manager
Test Report S/N: 1M1912300229-03.ZNF	Test Dates: 12/30/2019 - 2/14/2020	EUT Type: Portable Handset		Page 86 of 302

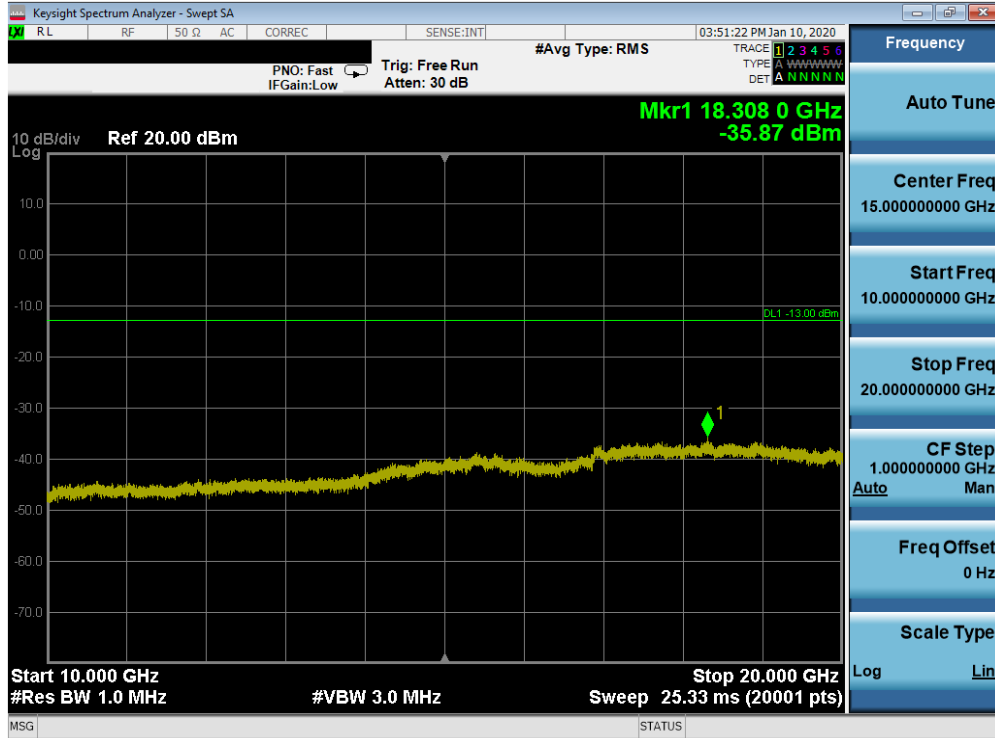


Plot 7-132. Conducted Spurious Plot (Band 2 - 20.0MHz QPSK - RB Size 1, RB Offset 0 - High Channel)



Plot 7-133. Conducted Spurious Plot (Band 2 - 20.0MHz QPSK - RB Size 1, RB Offset 0 - High Channel)

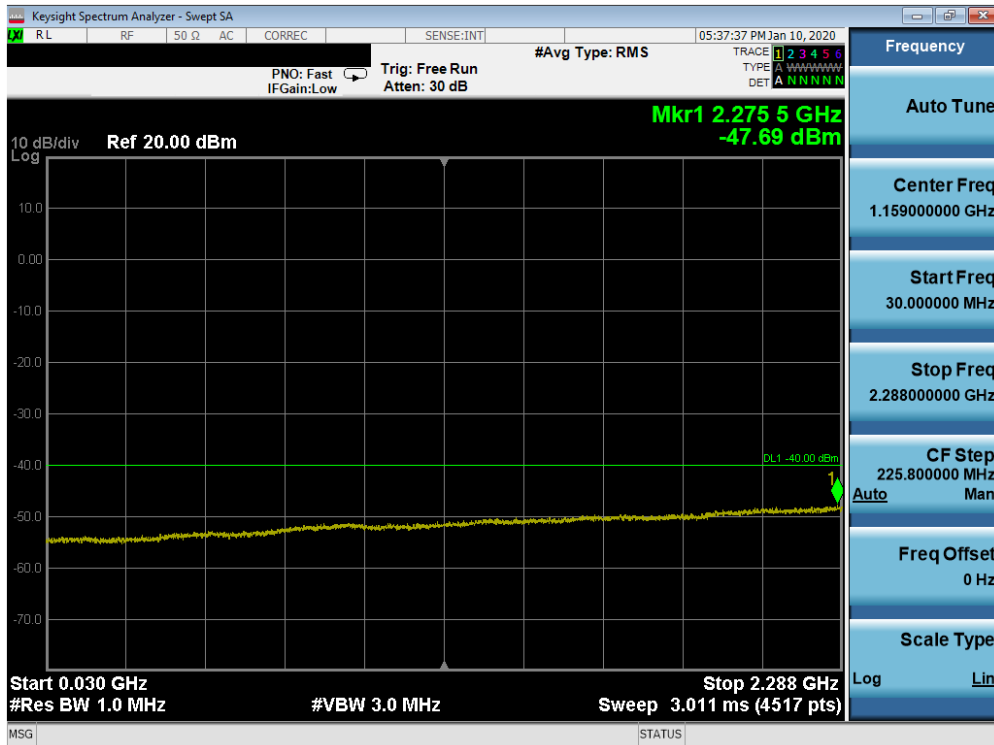
FCC ID: ZNFV600AM		MEASUREMENT REPORT (CERTIFICATION)		Approved by: Quality Manager
Test Report S/N: 1M1912300229-03.ZNF	Test Dates: 12/30/2019 - 2/14/2020	EUT Type: Portable Handset		Page 87 of 302



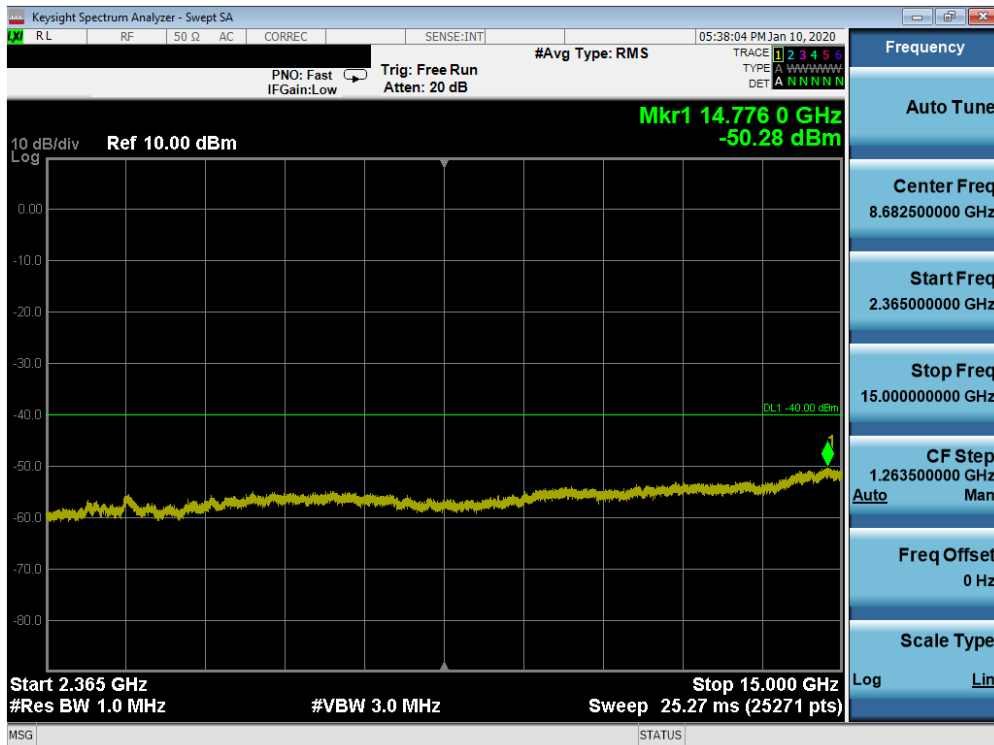
Plot 7-134. Conducted Spurious Plot (Band 2 - 20.0MHz QPSK - RB Size 1, RB Offset 0 - High Channel)

FCC ID: ZNFV600AM		MEASUREMENT REPORT (CERTIFICATION)		Approved by: Quality Manager
Test Report S/N: 1M1912300229-03.ZNF	Test Dates: 12/30/2019 - 2/14/2020	EUT Type: Portable Handset		Page 88 of 302

### Band 30

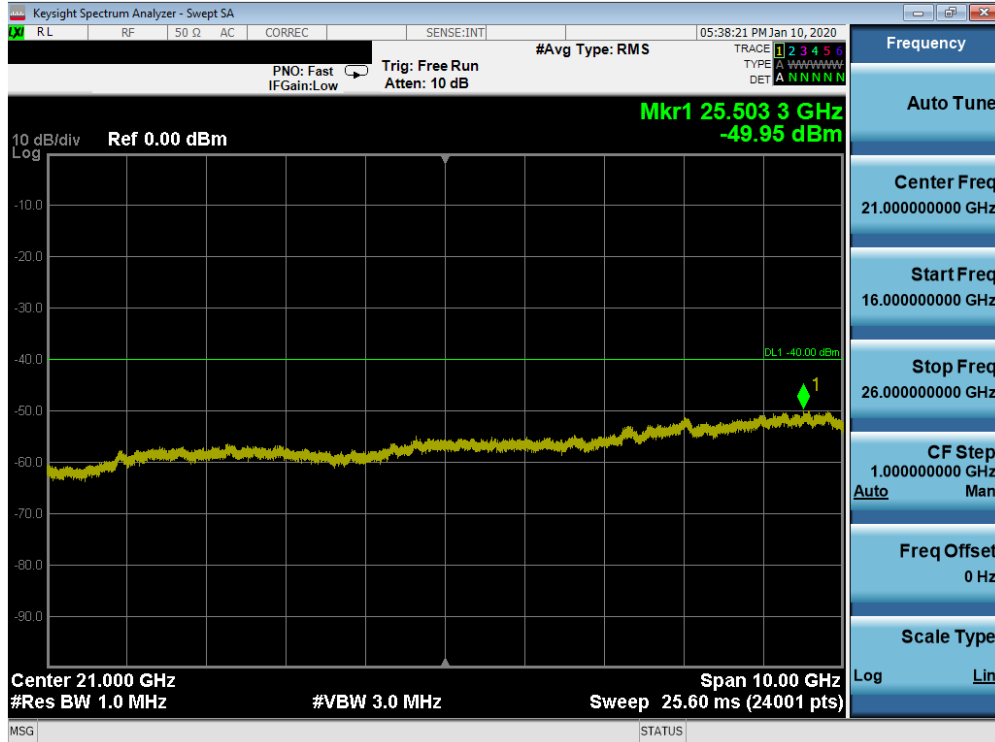


Plot 7-135. Conducted Spurious Plot (Band 30 - 10.0MHz QPSK - RB Size 1, RB Offset 0 - Mid Channel)



Plot 7-136. Conducted Spurious Plot (Band 30 - 10.0MHz QPSK - RB Size 1, RB Offset 0 - Mid Channel)

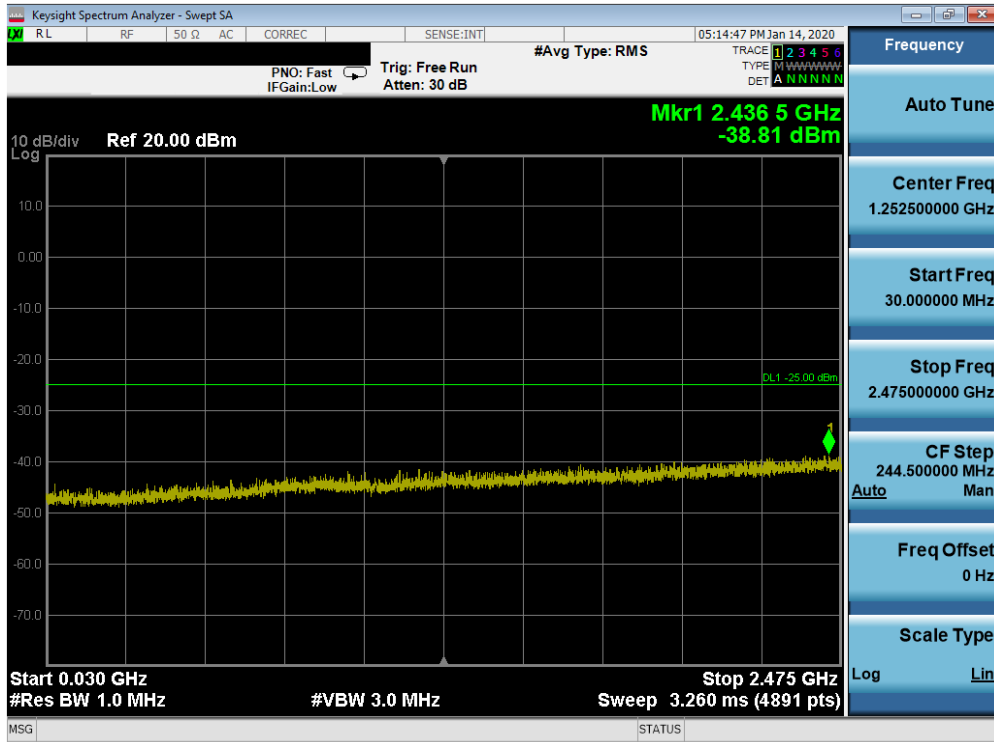
FCC ID: ZNFV600AM		MEASUREMENT REPORT (CERTIFICATION)		Approved by: Quality Manager
Test Report S/N: 1M1912300229-03.ZNF	Test Dates: 12/30/2019 - 2/14/2020	EUT Type: Portable Handset		Page 89 of 302



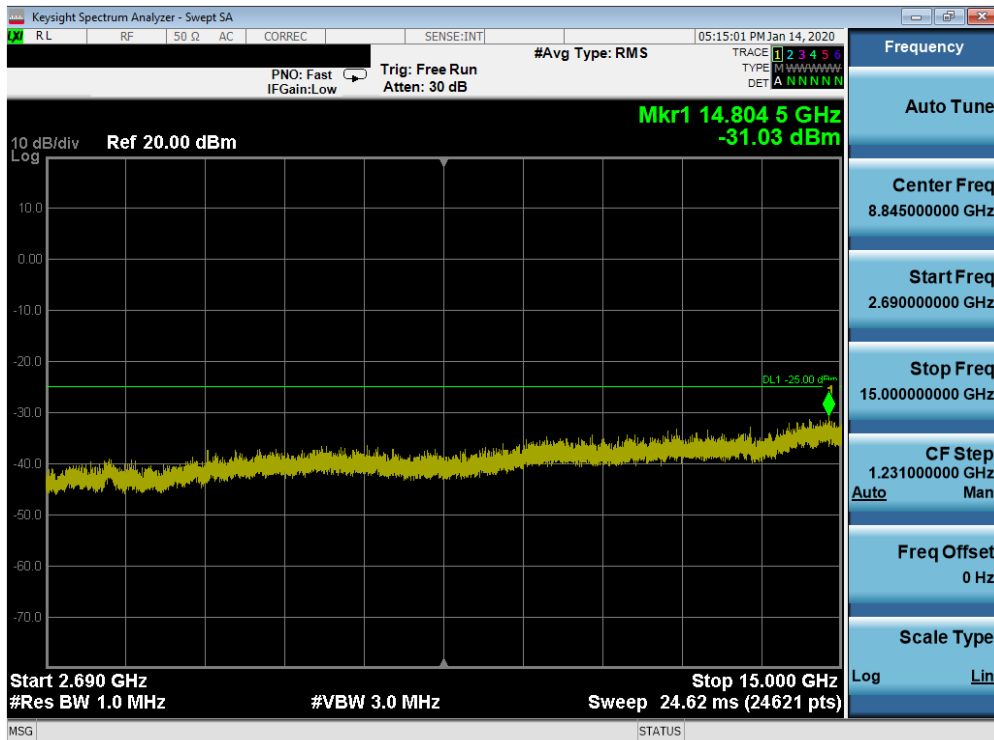
Plot 7-137. Conducted Spurious Plot (Band 30 - 10.0MHz QPSK - RB Size 1, RB Offset 0 - Mid Channel)

FCC ID: ZNFV600AM		MEASUREMENT REPORT (CERTIFICATION)		Approved by: Quality Manager
Test Report S/N: 1M1912300229-03.ZNF	Test Dates: 12/30/2019 - 2/14/2020	EUT Type: Portable Handset		Page 90 of 302

## Band 41

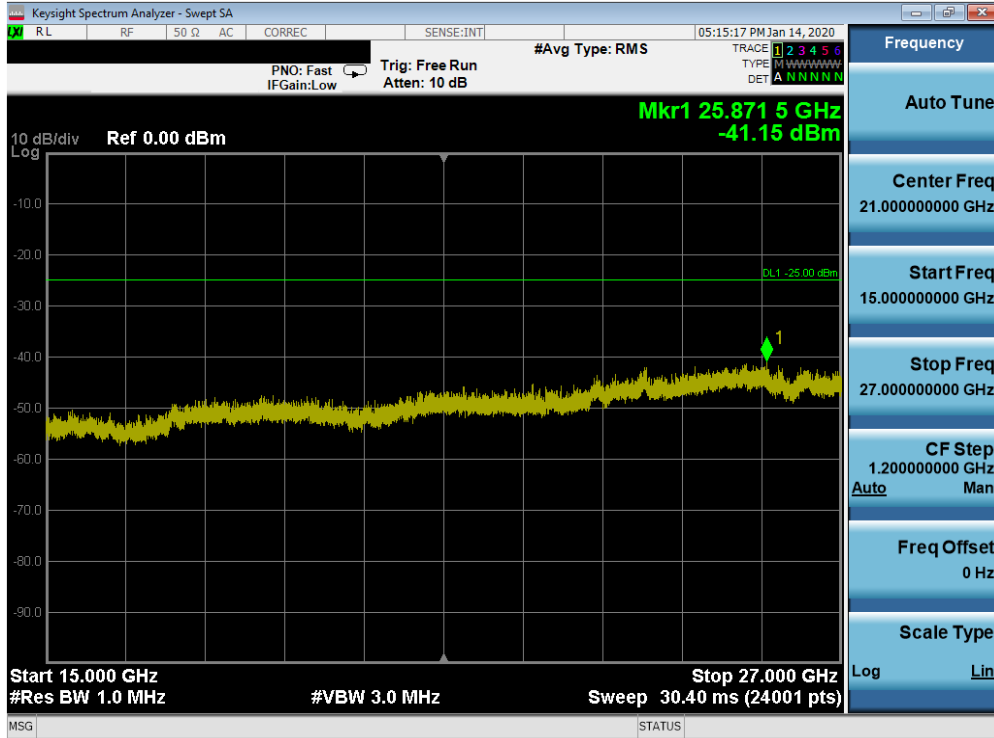


Plot 7-138. Conducted Spurious Plot (Band 41 - 20.0MHz QPSK - RB Size 1, RB Offset 0 - Low Channel)

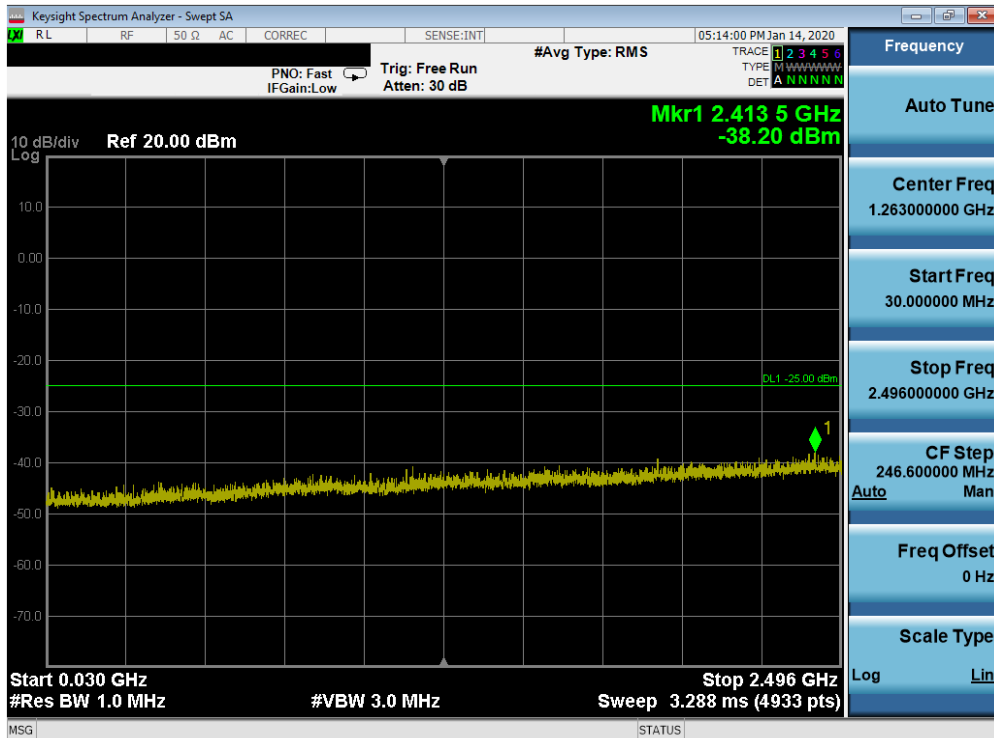


Plot 7-139. Conducted Spurious Plot (Band 41 - 20.0MHz QPSK - RB Size 1, RB Offset 0 - Low Channel)

FCC ID: ZNFV600AM		MEASUREMENT REPORT (CERTIFICATION)		Approved by: Quality Manager
Test Report S/N: 1M1912300229-03.ZNF	Test Dates: 12/30/2019 - 2/14/2020	EUT Type: Portable Handset		Page 91 of 302

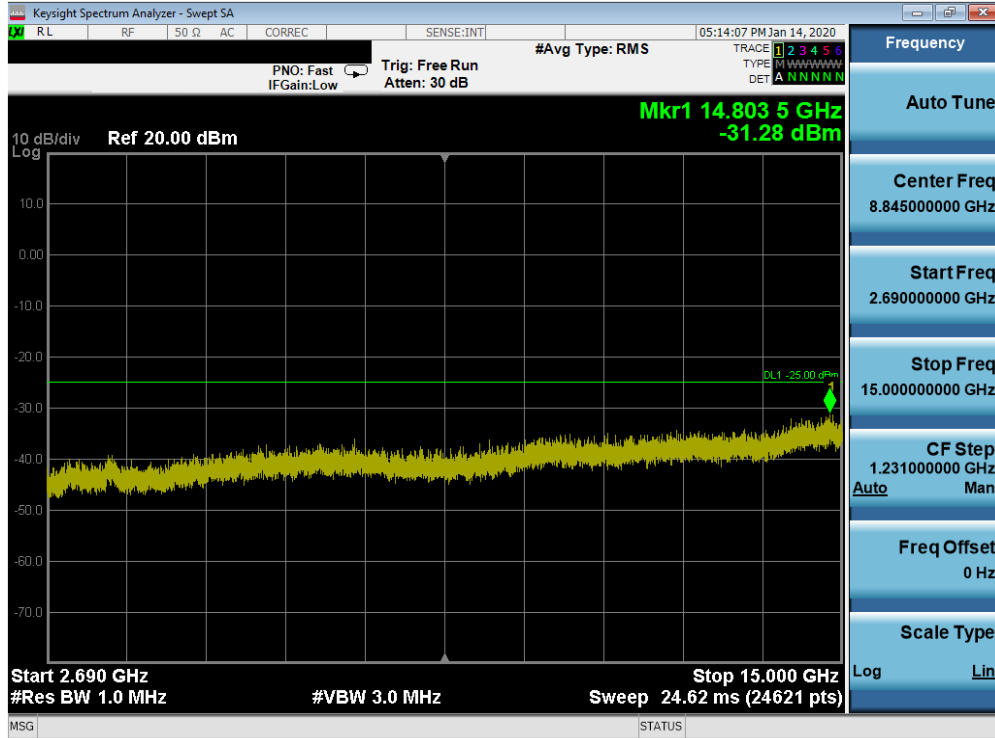


Plot 7-140. Conducted Spurious Plot (Band 41 - 20.0MHz QPSK - RB Size 1, RB Offset 0 - Low Channel)

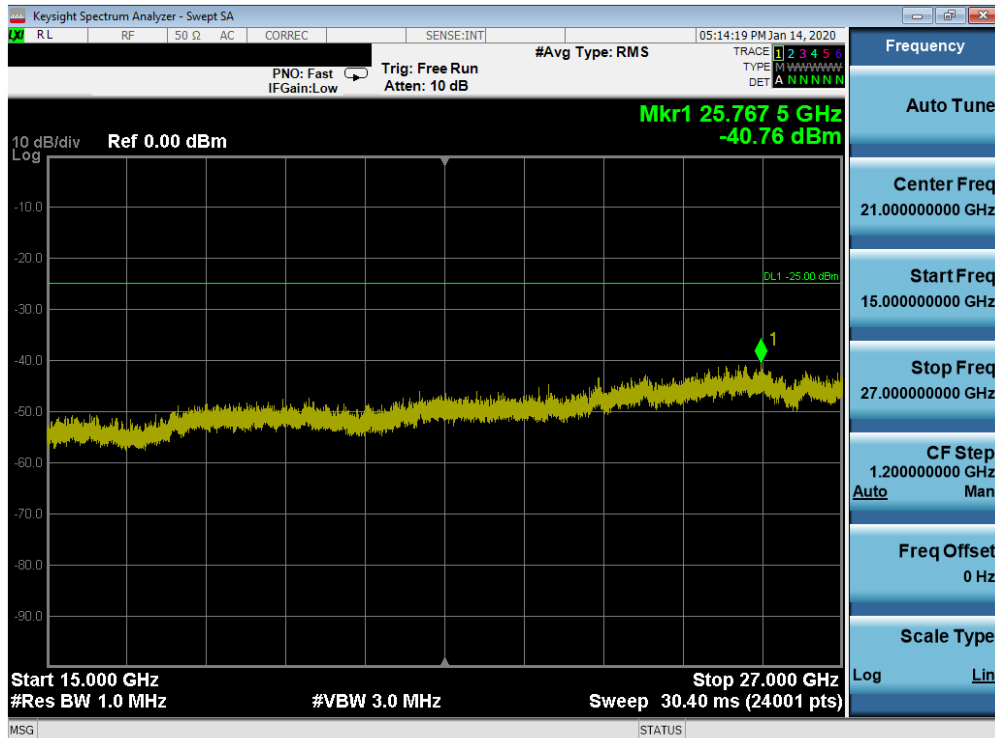


Plot 7-141. Conducted Spurious Plot (Band 41 - 20.0MHz QPSK - RB Size 1, RB Offset 0 - Mid Channel)

FCC ID: ZNFV600AM		MEASUREMENT REPORT (CERTIFICATION)		Approved by: Quality Manager
Test Report S/N: 1M1912300229-03.ZNF	Test Dates: 12/30/2019 - 2/14/2020	EUT Type: Portable Handset		Page 92 of 302



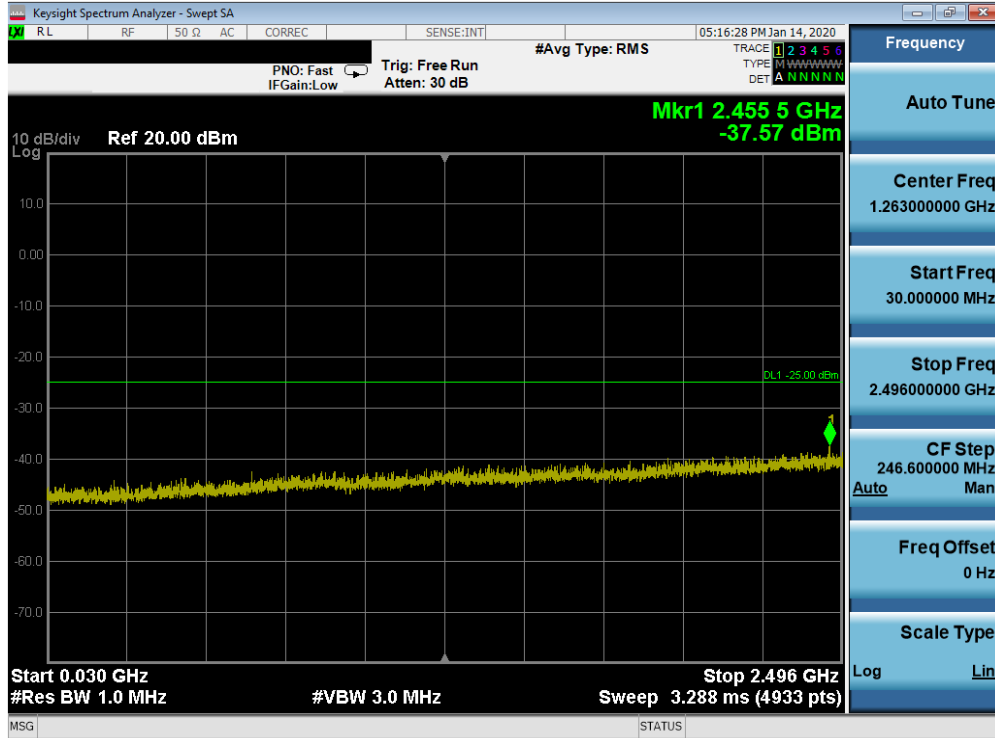
Plot 7-142. Conducted Spurious Plot (Band 41 - 20.0MHz QPSK - RB Size 1, RB Offset 0 - Mid Channel)



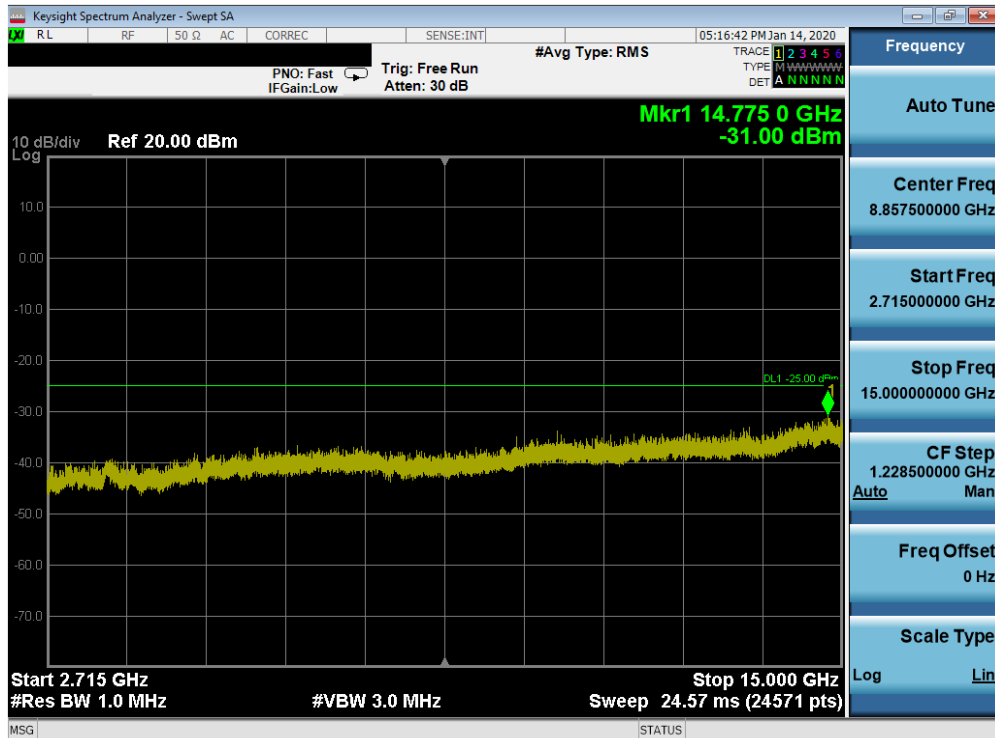
Plot 7-143. Conducted Spurious Plot (Band 41 - 20.0MHz QPSK - RB Size 1, RB Offset 0 - Mid Channel)

FCC ID: ZNFV600AM		MEASUREMENT REPORT (CERTIFICATION)		Approved by: Quality Manager
Test Report S/N: 1M1912300229-03.ZNF	Test Dates: 12/30/2019 - 2/14/2020	EUT Type: Portable Handset		Page 93 of 302



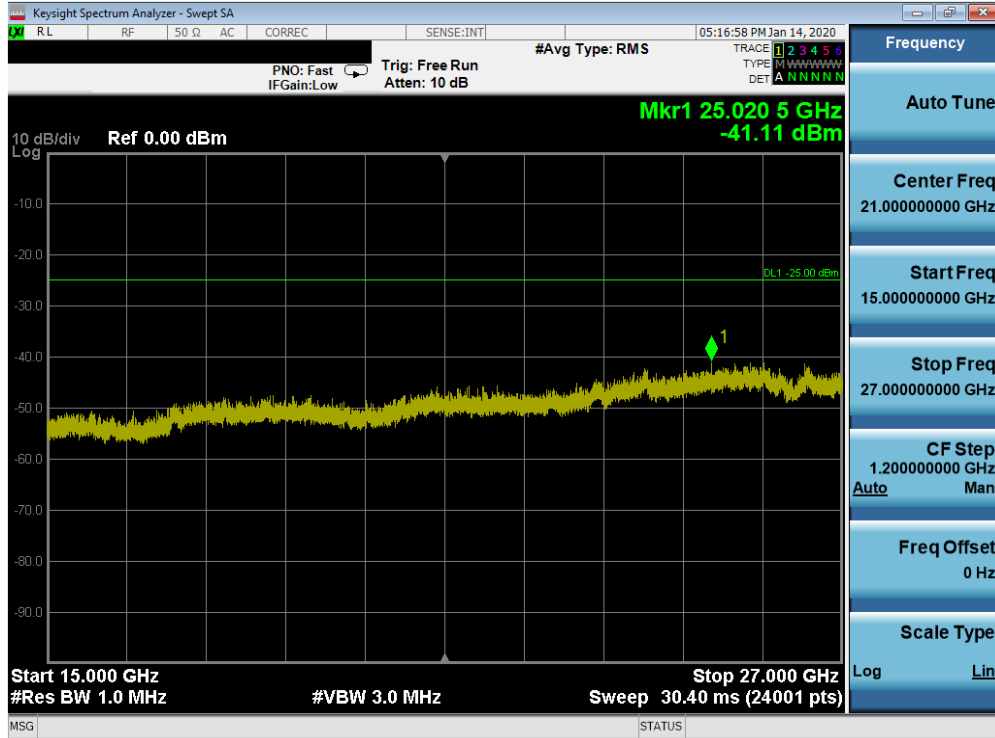


Plot 7-144. Conducted Spurious Plot (Band 41 - 20.0MHz QPSK - RB Size 1, RB Offset 0 - High Channel)



Plot 7-145. Conducted Spurious Plot (Band 41 - 20.0MHz QPSK - RB Size 1, RB Offset 0 - High Channel)

FCC ID: ZNFV600AM		MEASUREMENT REPORT (CERTIFICATION)		Approved by: Quality Manager
Test Report S/N: 1M1912300229-03.ZNF	Test Dates: 12/30/2019 - 2/14/2020	EUT Type: Portable Handset		Page 94 of 302



Plot 7-146. Conducted Spurious Plot (Band 41 - 20.0MHz QPSK - RB Size 1, RB Offset 0 - High Channel)

FCC ID: ZNFV600AM		MEASUREMENT REPORT (CERTIFICATION)		Approved by: Quality Manager
Test Report S/N: 1M1912300229-03.ZNF	Test Dates: 12/30/2019 - 2/14/2020	EUT Type: Portable Handset		Page 95 of 302

## 7.4 Band Edge Emissions at Antenna Terminal

### Test Overview

All out of band emissions are measured with a spectrum analyzer connected to the antenna terminal of the EUT while the EUT is operating at its maximum duty cycle, at maximum power, and at the appropriate frequencies. All data rates were investigated to determine the worst case configuration. All modes of operation were investigated and the worst case configuration results are reported in this section.

**The minimum permissible attenuation level of any spurious emission is  $43 + 10 \log_{10}(P_{[Watts]})$ , where  $P$  is the transmitter power in Watts.**

**The minimum permissible attenuation level for Band 30 is  $> 43 + 10 \log_{10}(P_{[Watts]})$  at 2300-2305MHz & 2345-2360MHz,  $> 55 + 10 \log_{10}(P_{[Watts]})$  at 2320-2324MHz & 2341-2345MHz,  $> 61 + 10 \log_{10}(P_{[Watts]})$  at 2324-2328MHz & 2337-2341MHz,  $> 67 + 10 \log_{10}(P_{[Watts]})$  at 2288-2292MHz & 2328-2337MHz, and  $> 70 + 10 \log_{10}(P_{[Watts]})$  at frequencies  $< 2288\text{MHz}$  &  $> 2365\text{MHz}$ .**

**The minimum permissible attenuation level for Band 41 is as noted in the Test Notes on the following page.**

### Test Procedure Used


KDB 971168 D01 v03r01 – Section 6.0

### Test Settings

1. Start and stop frequency were set such that the band edge would be placed in the center of the plot
2. Span was set large enough so as to capture all out of band emissions near the band edge
3. RBW  $\geq$  1% of the emission bandwidth
4. VBW  $\geq$  3 x RBW
5. Detector = RMS
6. Number of sweep points  $\geq$  2 x Span/RBW
7. Trace mode = trace average for continuous emissions, max hold for pulse emissions
8. Sweep time = auto couple
9. The trace was allowed to stabilize

### Test Setup

The EUT and measurement equipment were set up as shown in the diagram below.



**Figure 7-3. Test Instrument & Measurement Setup**

FCC ID: ZNFV600AM		MEASUREMENT REPORT (CERTIFICATION)		Approved by: Quality Manager
Test Report S/N: 1M1912300229-03.ZNF	Test Dates: 12/30/2019 - 2/14/2020	EUT Type: Portable Handset		Page 96 of 302

**Test Notes**

Per 22.917(b), 24.238(a), 27.53(h) in the 1 MHz bands immediately outside and adjacent to the frequency block a resolution bandwidth of at least one percent of the emission bandwidth of the fundamental emission of the transmitter may be employed to demonstrate compliance with the out-of-band emissions limit. The emission bandwidth is defined as the width of the signal between two points, one below the carrier center frequency and one above the carrier center frequency, outside of which all emission are attenuated at least 26 dB below the transmitter power.

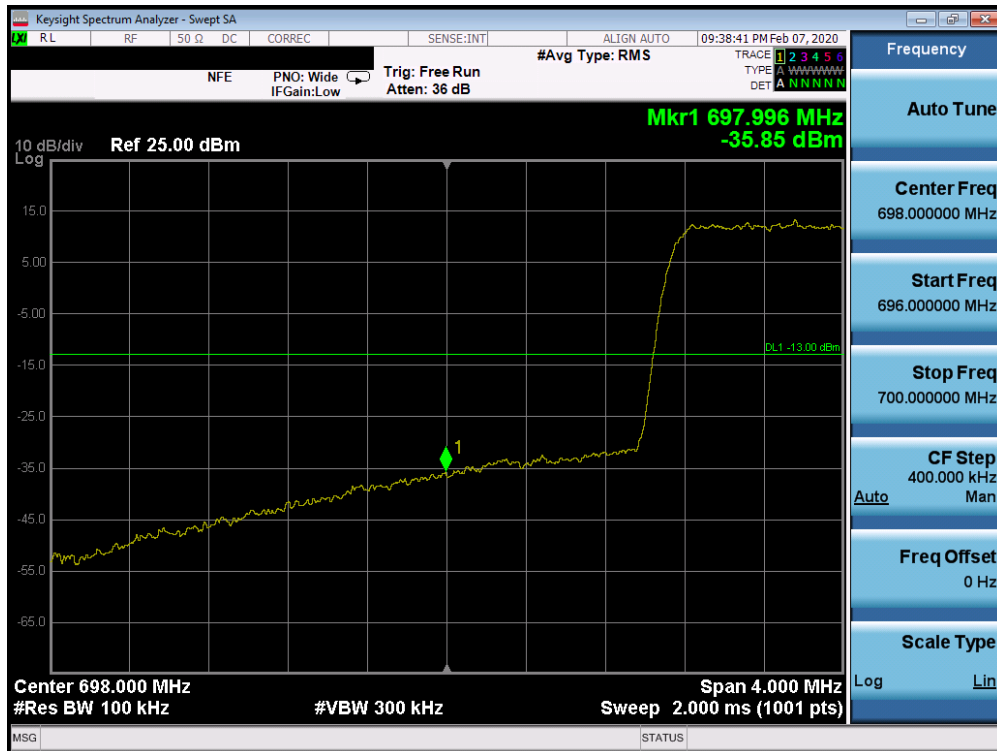
Per 27.53(g) for operations in the 698-746 MHz band, in the 100 kHz bands immediately outside and adjacent to the frequency block a resolution bandwidth of at least 30 kHz may be employed to demonstrate compliance with the out-of-band emissions limit.

Per 27.53(a)(5) in the 1 MHz bands immediately outside and adjacent to the channel blocks at 2305, 2310, 2315, 2320, 2345, 2350, 2355, and 2360 MHz, a resolution bandwidth of at least 1 percent of the emission bandwidth of the fundamental emission of the transmitter may be employed. A narrower resolution bandwidth is permitted in all cases to improve measurement accuracy provided the measured power is integrated over the full required measurement bandwidth (i.e., 1 MHz). The emission bandwidth is defined as the width of the signal between two points, one below the carrier center frequency and one above the carrier center frequency, outside of which all emissions are attenuated at least 26 dB below the transmitter power.

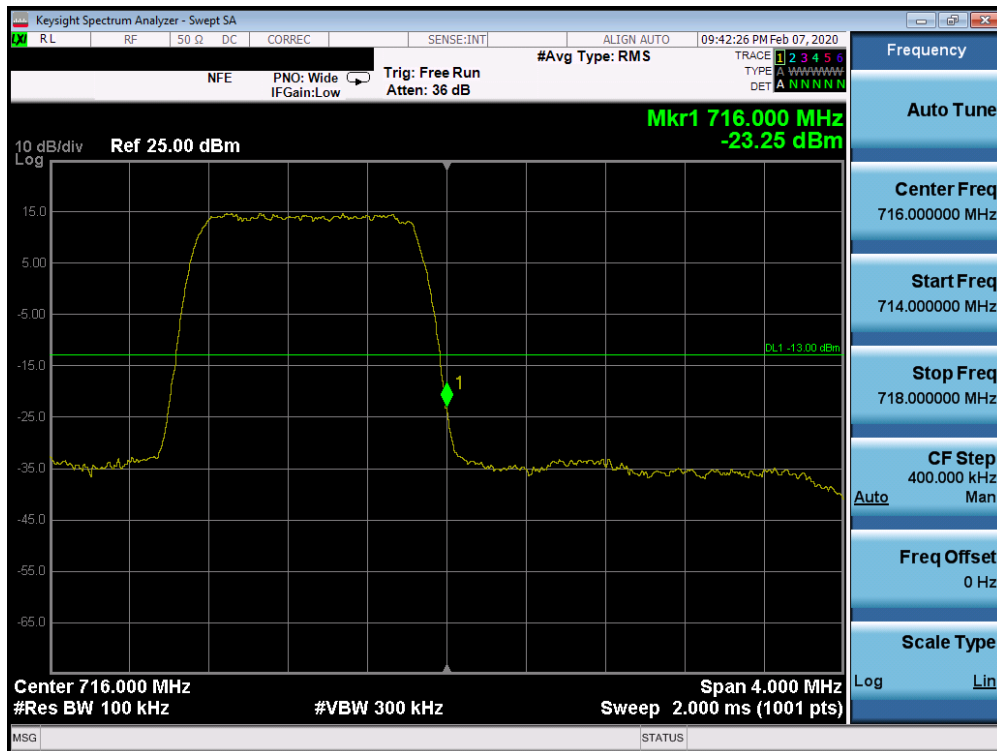
Per 27.53(m) for operations in the BRS/EBS bands, the attenuation factor shall be not less than  $40 + 10 \log (P)$  dB on all frequencies between the channel edge and 5 megahertz from the channel edge,  $43 + 10 \log (P)$  dB on all frequencies between 5 megahertz and X megahertz from the channel edge, and  $55 + 10 \log (P)$  dB on all frequencies more than X megahertz from the channel edge, where X is the greater of 6 megahertz or the actual emission bandwidth. In addition, the attenuation factor shall not be less that  $43 + 10 \log (P)$  dB on all frequencies between 2490.5 MHz and 2496 MHz and  $55 + 10 \log (P)$  dB at or below 2490.5 MHz.

<b>FCC ID:</b> ZNFV600AM		<b>MEASUREMENT REPORT (CERTIFICATION)</b>		<b>Approved by:</b> Quality Manager
<b>Test Report S/N:</b> 1M1912300229-03.ZNF	<b>Test Dates:</b> 12/30/2019 - 2/14/2020	<b>EUT Type:</b> Portable Handset		Page 97 of 302

## Band 12

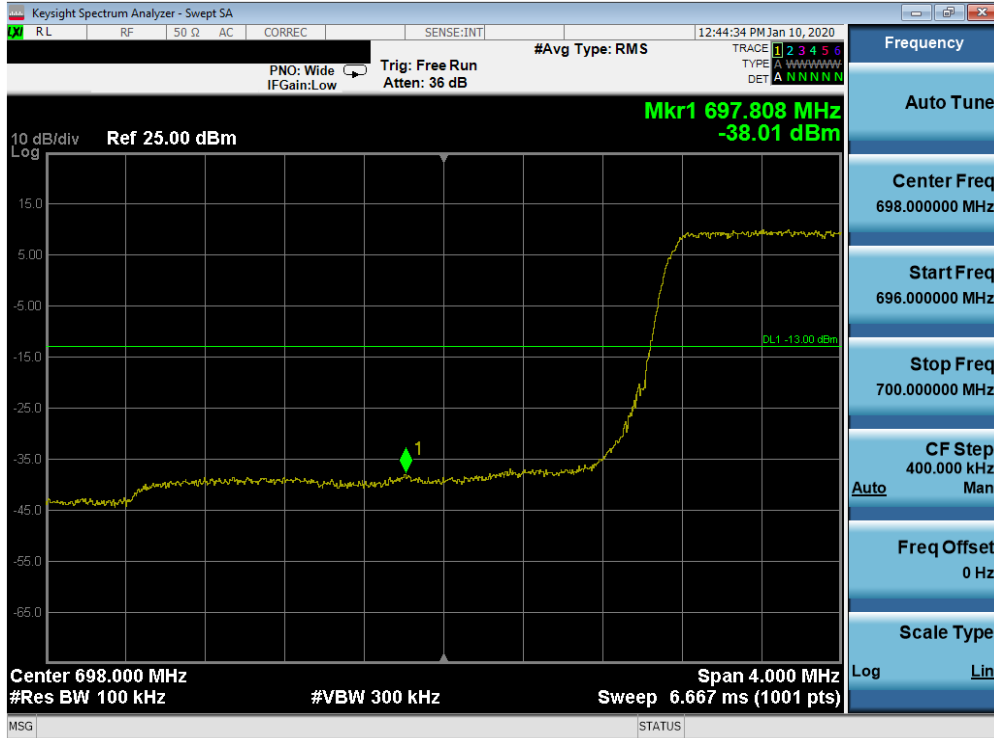


Plot 7-147. Lower Band Edge Plot (Band 12 – 1.4MHz QPSK - Full RB Configuration)

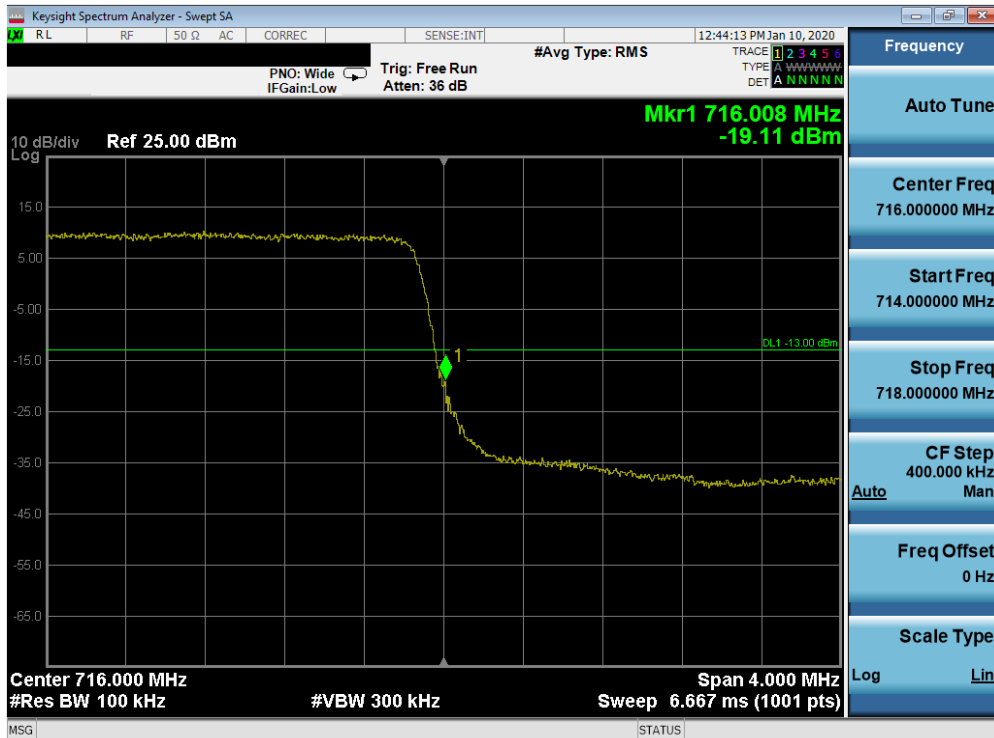


Plot 7-148. Upper Band Edge Plot (Band 12 – 1.4MHz QPSK - Full RB Configuration)

FCC ID: ZNFV600AM		MEASUREMENT REPORT (CERTIFICATION)		Approved by: Quality Manager
Test Report S/N: 1M1912300229-03.ZNF	Test Dates: 12/30/2019 - 2/14/2020	EUT Type: Portable Handset		Page 98 of 302

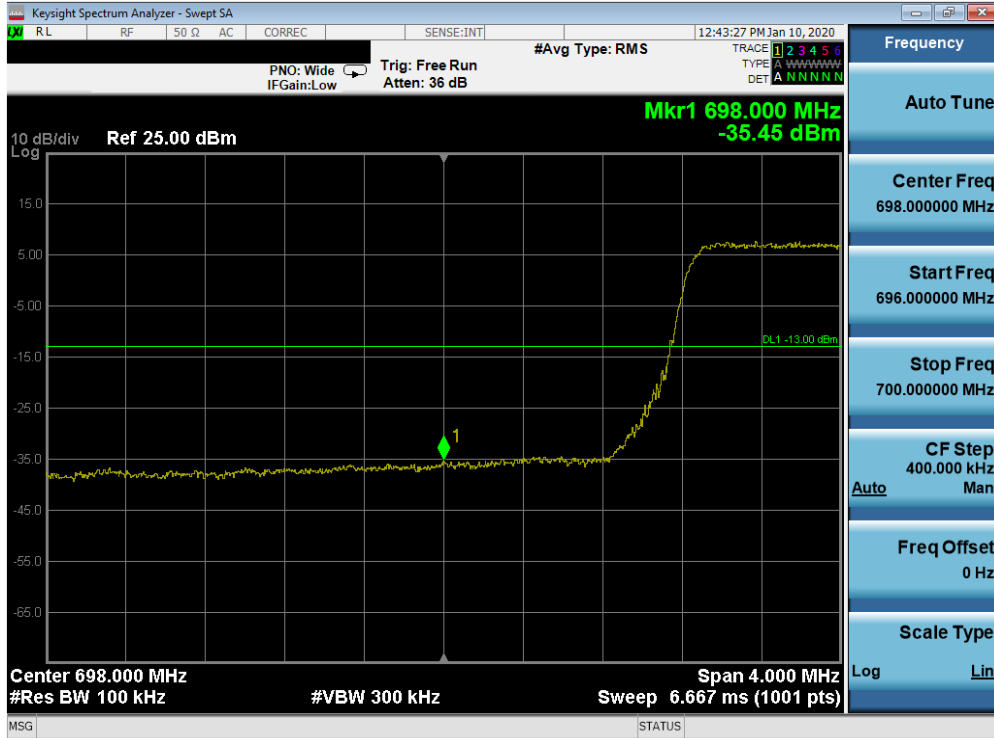


Plot 7-149. Lower Band Edge Plot (Band 12 - 3.0MHz QPSK - Full RB Configuration)

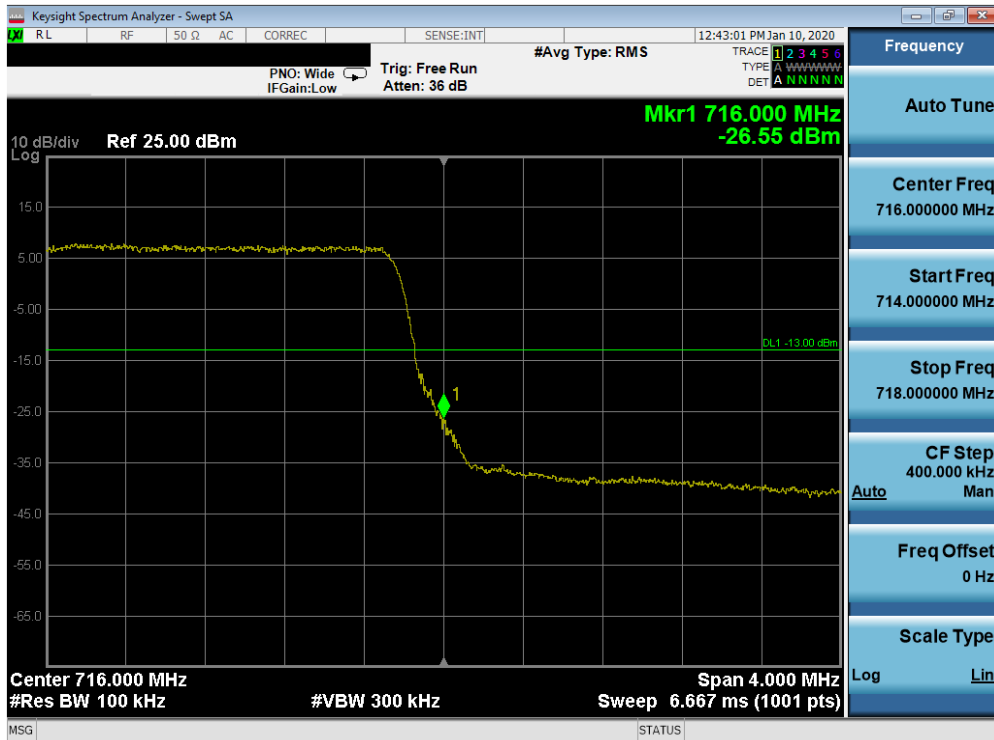


Plot 7-150. Upper Band Edge Plot (Band 12 - 3.0MHz QPSK - Full RB Configuration)

FCC ID: ZNFV600AM		MEASUREMENT REPORT (CERTIFICATION)		Approved by: Quality Manager
Test Report S/N: 1M1912300229-03.ZNF	Test Dates: 12/30/2019 - 2/14/2020	EUT Type: Portable Handset		Page 99 of 302

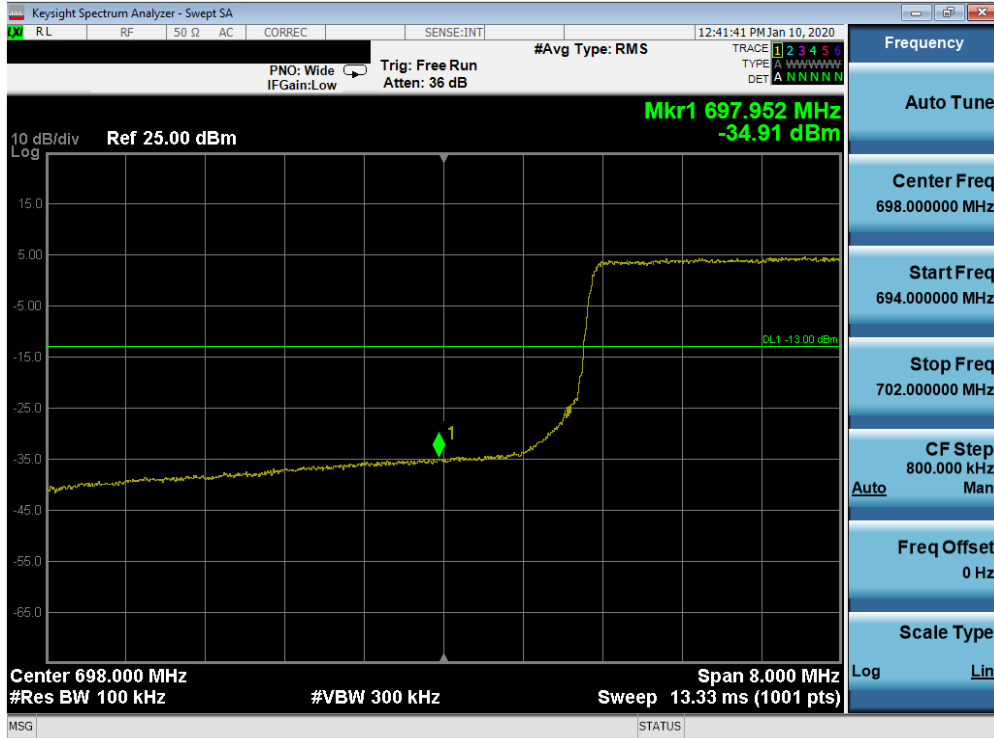


Plot 7-151. Lower Band Edge Plot (Band 12 - 5.0MHz QPSK - Full RB Configuration)

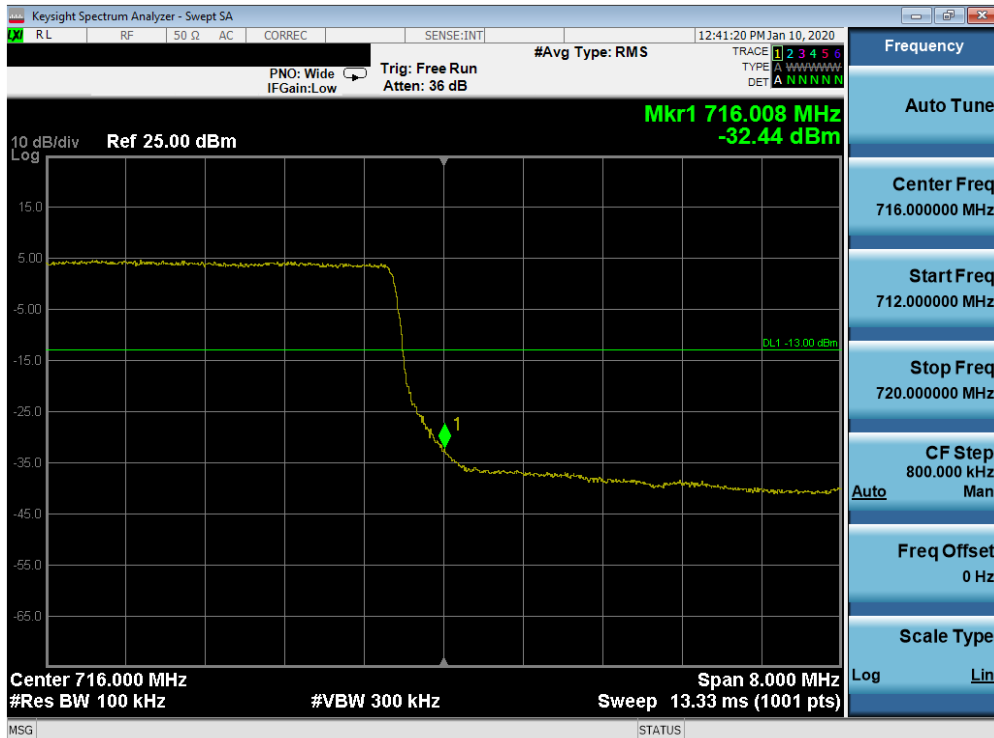


Plot 7-152. Upper Band Edge Plot (Band 12 - 5.0MHz QPSK - Full RB Configuration)

FCC ID: ZNFV600AM		MEASUREMENT REPORT (CERTIFICATION)		Approved by: Quality Manager
Test Report S/N: 1M1912300229-03.ZNF	Test Dates: 12/30/2019 - 2/14/2020	EUT Type: Portable Handset		Page 100 of 302



Plot 7-153. Lower Band Edge Plot (Band 12 - 10.0MHz QPSK - Full RB Configuration)

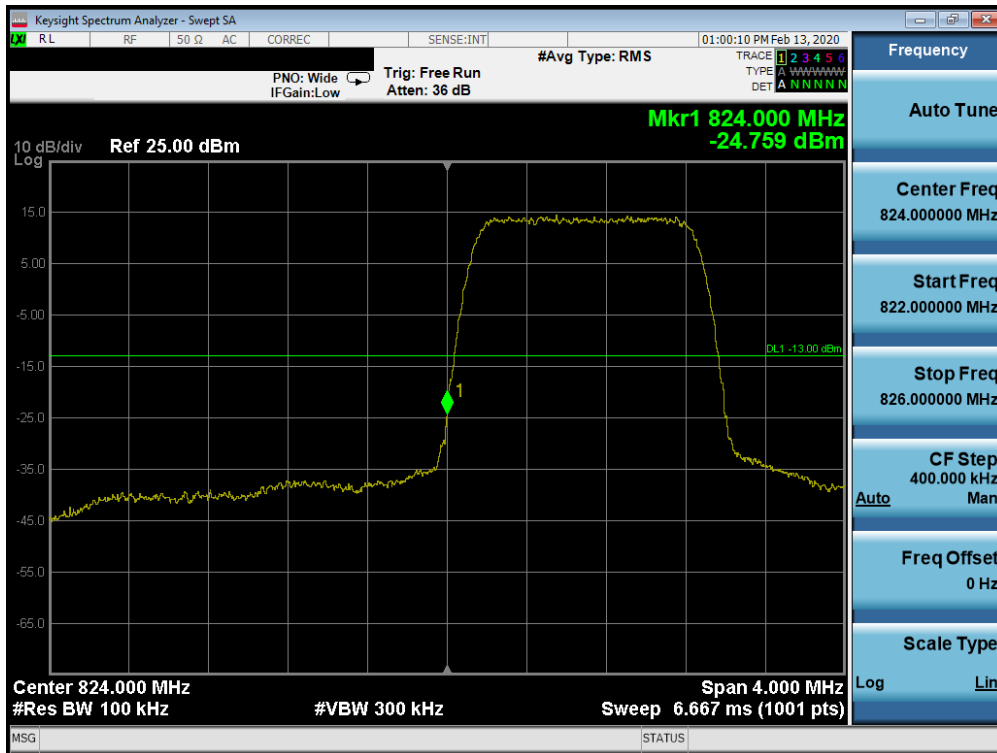


Plot 7-154. Upper Band Edge Plot (Band 12 - 10.0MHz QPSK - Full RB Configuration)

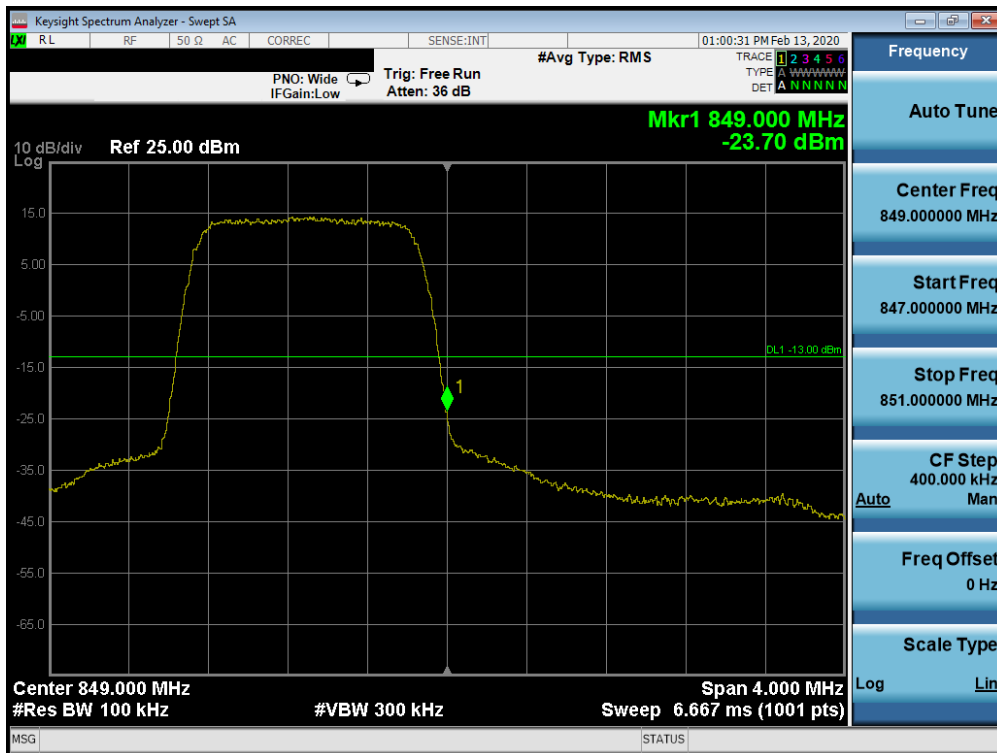
FCC ID: ZNFV600AM		MEASUREMENT REPORT (CERTIFICATION)		Approved by: Quality Manager
Test Report S/N: 1M1912300229-03.ZNF	Test Dates: 12/30/2019 - 2/14/2020	EUT Type: Portable Handset		Page 101 of 302



### Band 5

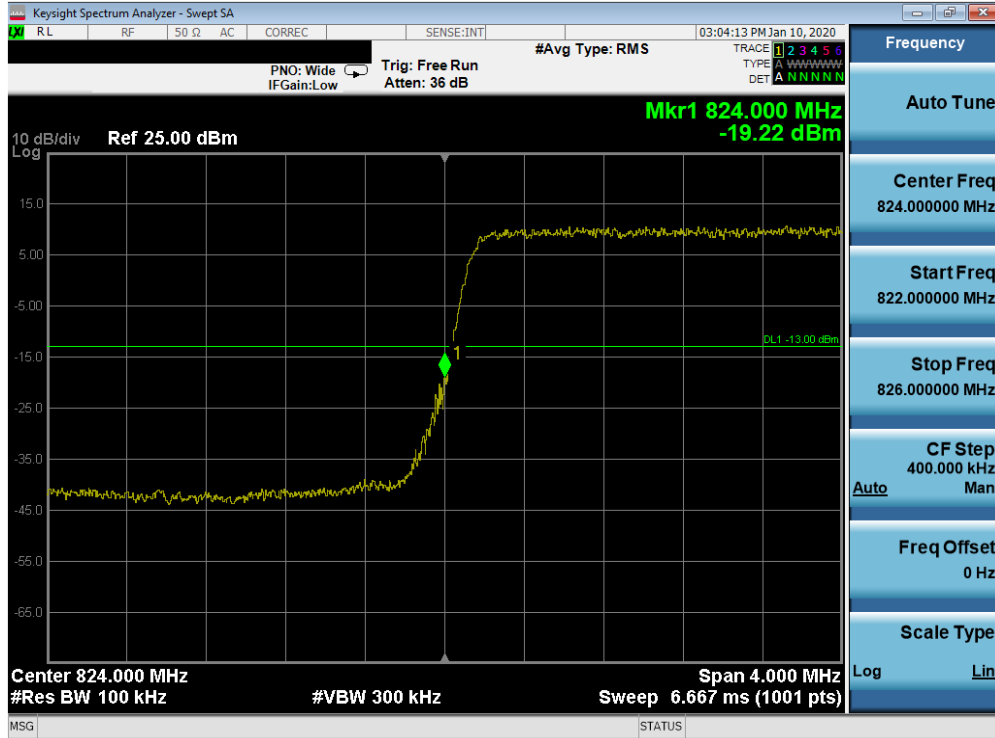


Plot 7-155. Lower Band Edge Plot (Band 5 – 1.4MHz QPSK - Full RB Configuration)

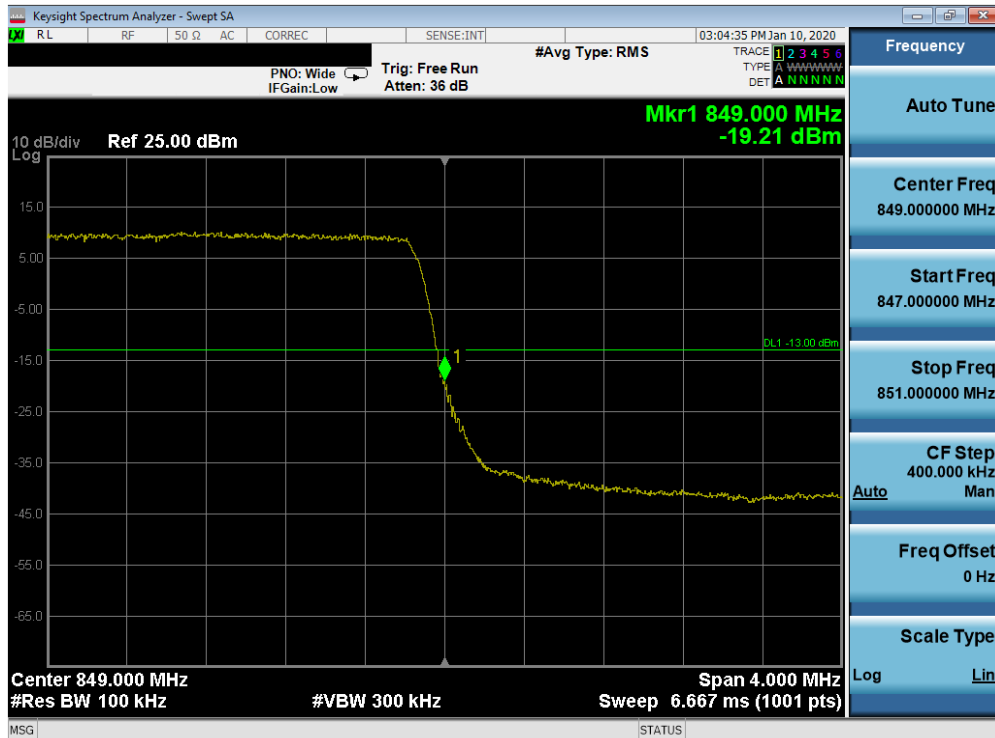


Plot 7-156. Upper Band Edge Plot (Band 5 – 1.4MHz QPSK - Full RB Configuration)

FCC ID: ZNFV600AM		MEASUREMENT REPORT (CERTIFICATION)		Approved by: Quality Manager
Test Report S/N: 1M1912300229-03.ZNF	Test Dates: 12/30/2019 - 2/14/2020	EUT Type: Portable Handset		Page 102 of 302

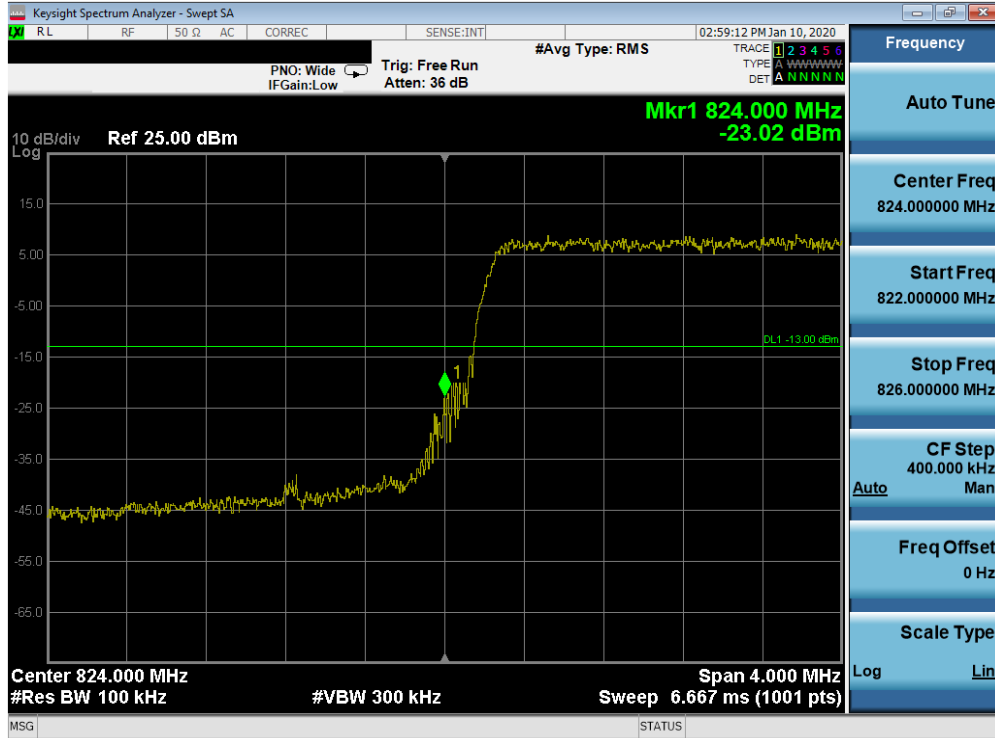


Plot 7-157. Lower Band Edge Plot (Band 5 - 3.0MHz QPSK - Full RB Configuration)

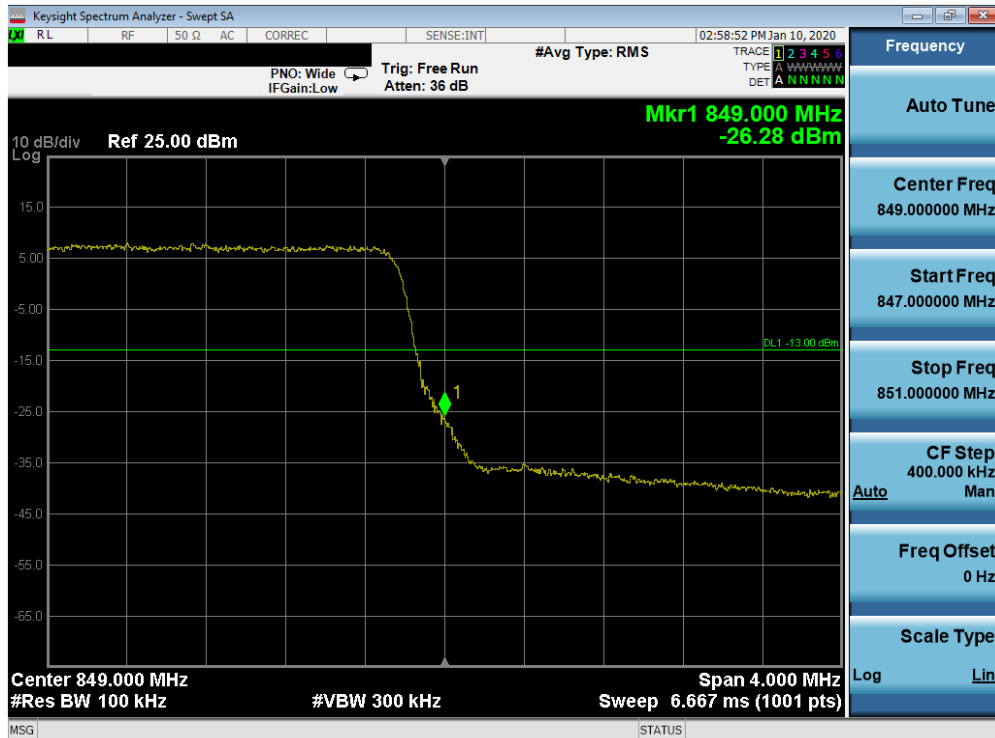


Plot 7-158. Upper Band Edge Plot (Band 5 - 3.0MHz QPSK - Full RB Configuration)

FCC ID: ZNFV600AM		MEASUREMENT REPORT (CERTIFICATION)		Approved by: Quality Manager
Test Report S/N: 1M1912300229-03.ZNF	Test Dates: 12/30/2019 - 2/14/2020	EUT Type: Portable Handset		Page 103 of 302

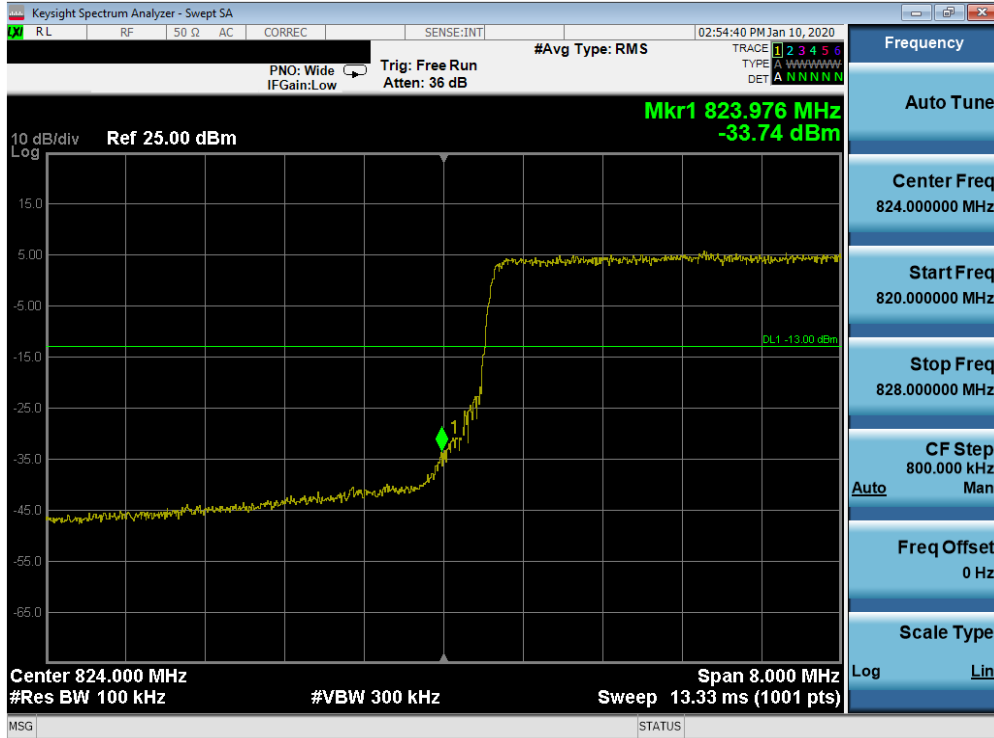


Plot 7-159. Lower Band Edge Plot (Band 5 - 5.0MHz QPSK - Full RB Configuration)

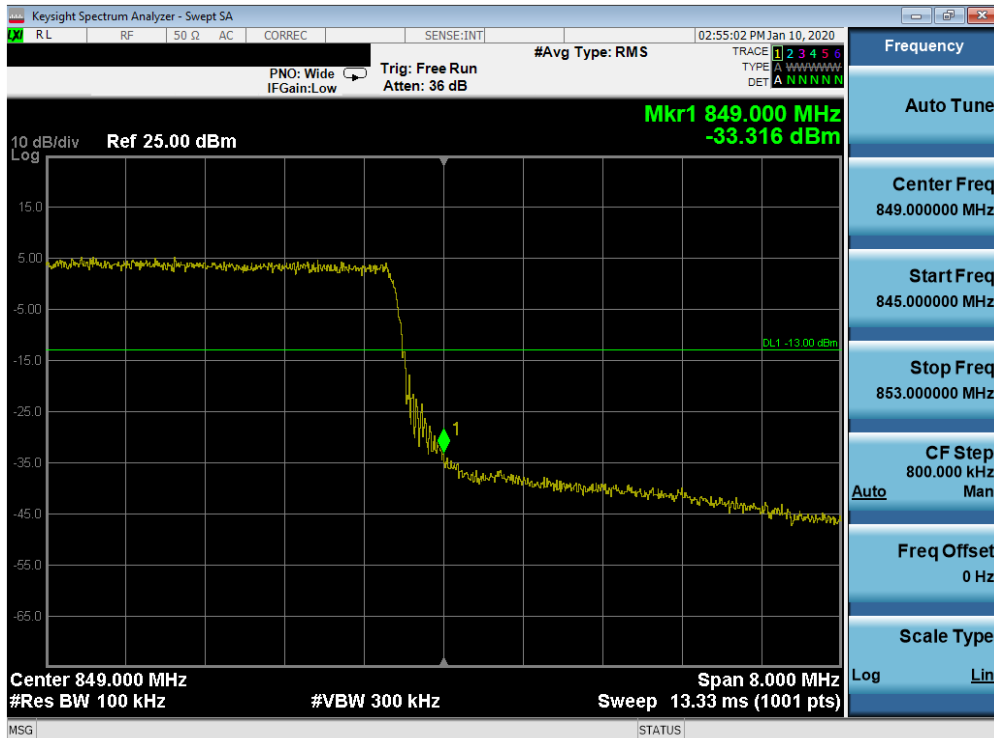


Plot 7-160. Upper Band Edge Plot (Band 5 - 5.0MHz QPSK - Full RB Configuration)

FCC ID: ZNFV600AM		MEASUREMENT REPORT (CERTIFICATION)		Approved by: Quality Manager
Test Report S/N: 1M1912300229-03.ZNF	Test Dates: 12/30/2019 - 2/14/2020	EUT Type: Portable Handset		Page 104 of 302



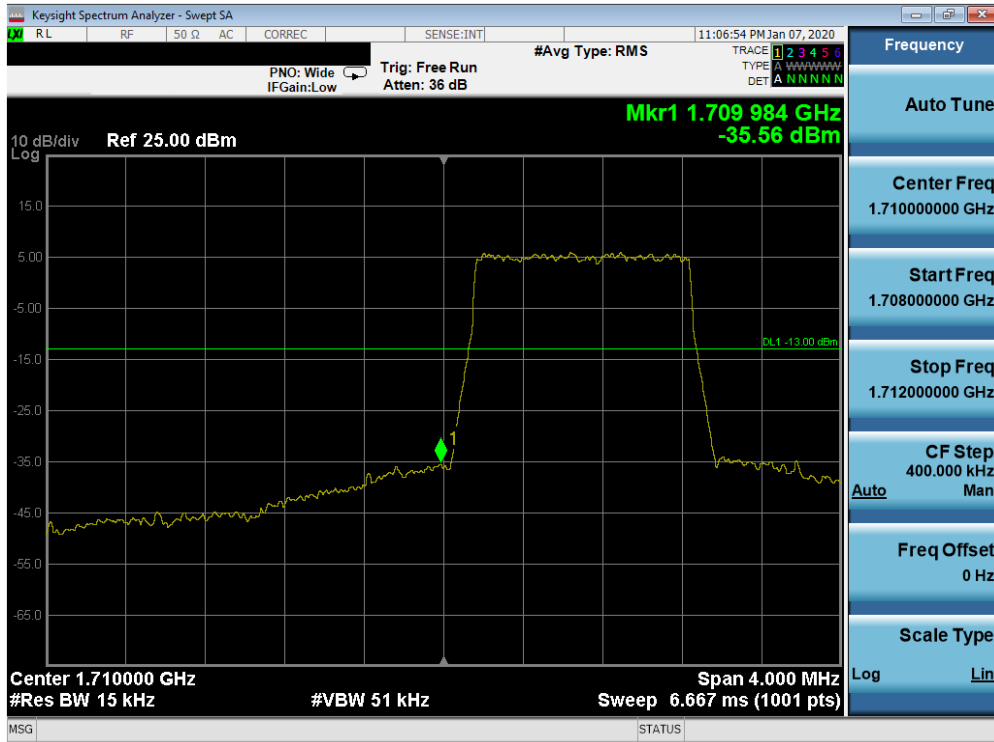
Plot 7-161. Lower Band Edge Plot (Band 5 - 10.0MHz QPSK - Full RB Configuration)



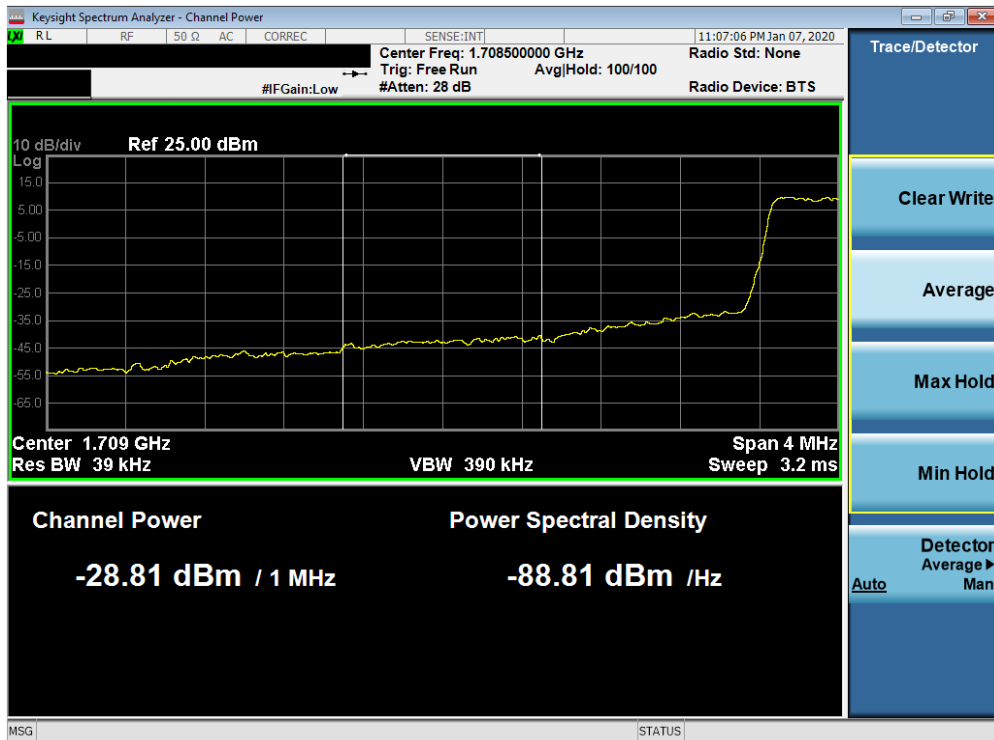
Plot 7-162. Upper Band Edge Plot (Band 5 - 10.0MHz QPSK - Full RB Configuration)

FCC ID: ZNFV600AM		MEASUREMENT REPORT (CERTIFICATION)		Approved by: Quality Manager
Test Report S/N: 1M1912300229-03.ZNF	Test Dates: 12/30/2019 - 2/14/2020	EUT Type: Portable Handset		Page 105 of 302

### Band 66/4

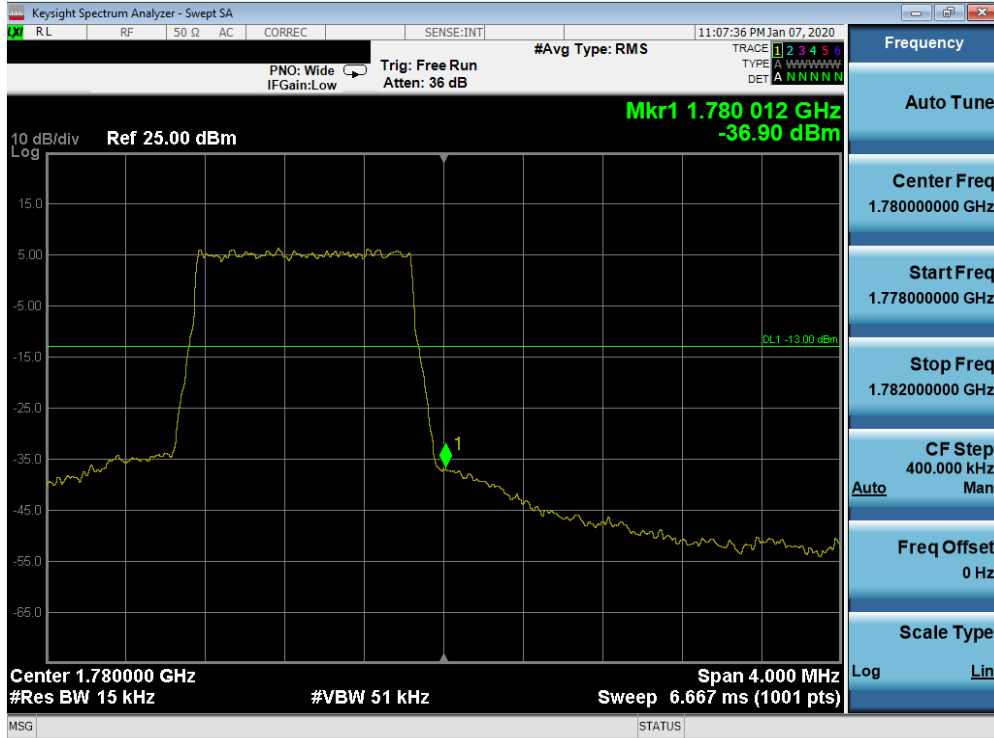


Plot 7-163. Lower Band Edge Plot (Band 66/4 - 1.4MHz QPSK - Full RB Configuration)

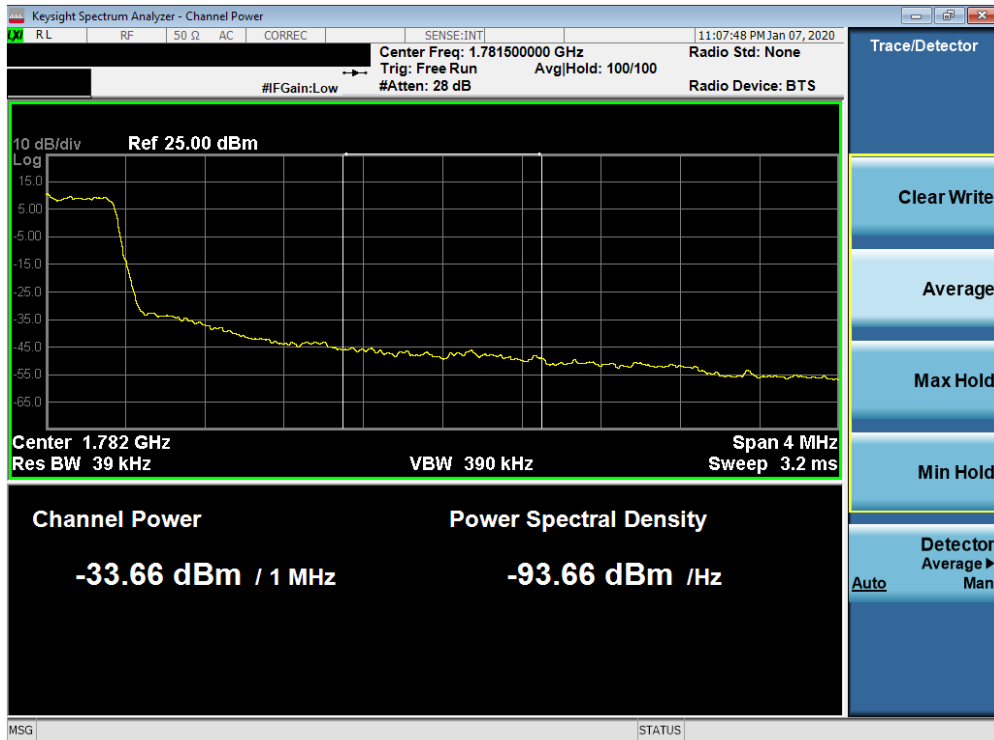


Plot 7-164. Lower Extended Band Edge Plot (Band 66/4 - 1.4MHz QPSK - Full RB Configuration)

FCC ID: ZNFV600AM		MEASUREMENT REPORT (CERTIFICATION)		Approved by: Quality Manager
Test Report S/N: 1M1912300229-03.ZNF	Test Dates: 12/30/2019 - 2/14/2020	EUT Type: Portable Handset		Page 106 of 302

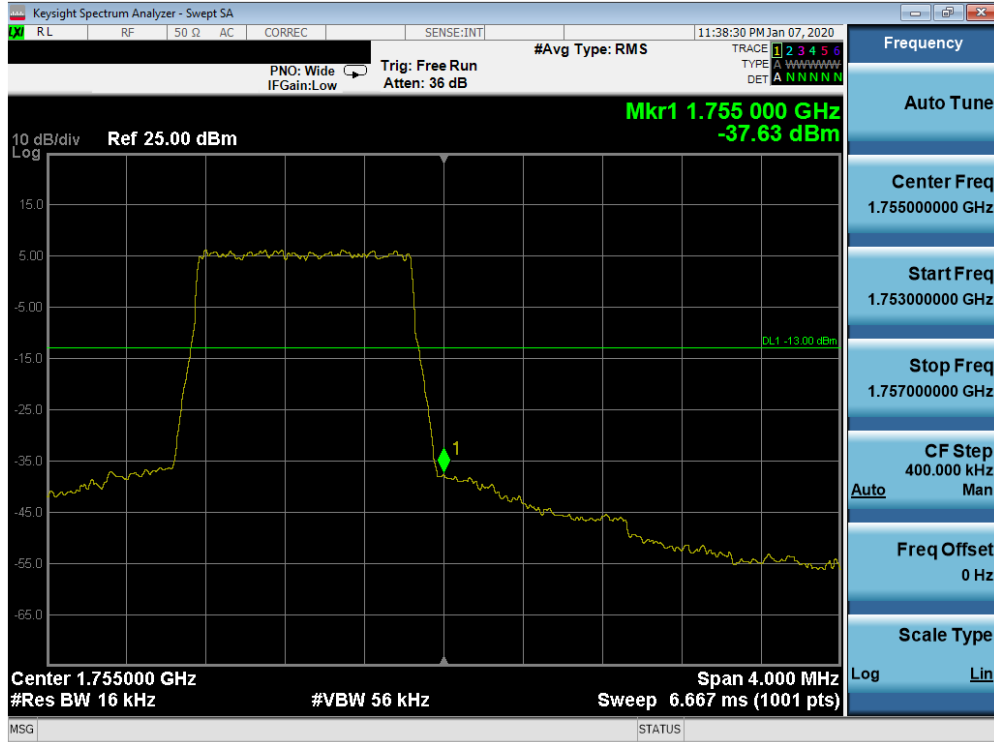


Plot 7-165. Upper Band Edge Plot (Band 66/4 - 1.4MHz QPSK - Full RB Configuration)

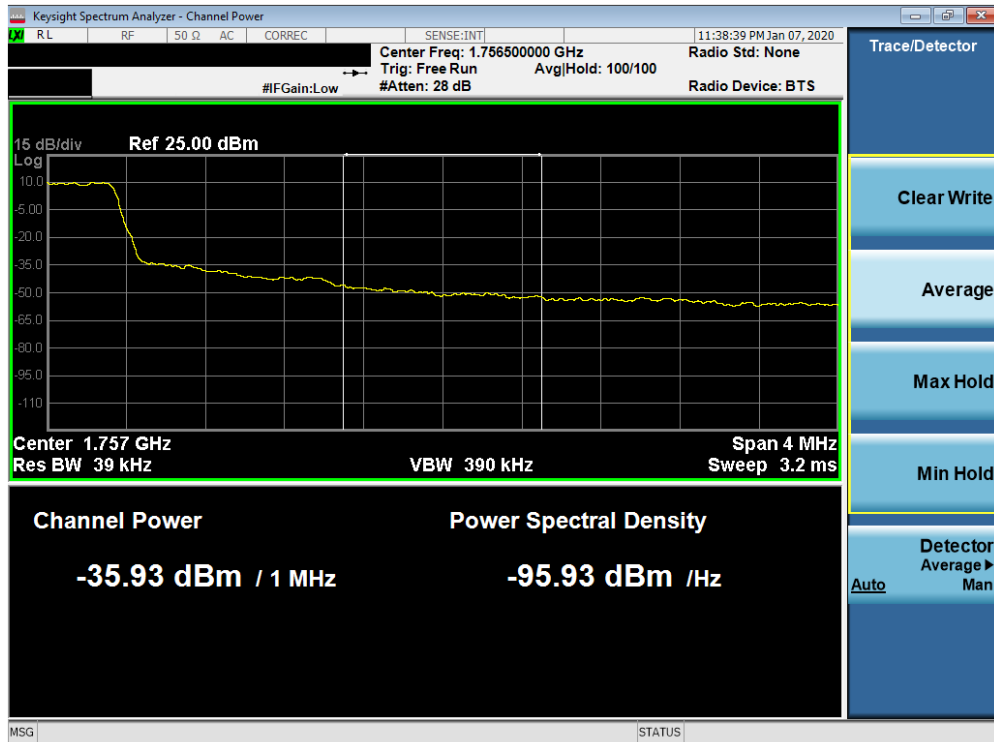


Plot 7-166. Upper Extended Band Edge Plot (Band 66/4 - 1.4MHz QPSK - Full RB Configuration)

FCC ID: ZNFV600AM		MEASUREMENT REPORT (CERTIFICATION)		Approved by: Quality Manager
Test Report S/N: 1M1912300229-03.ZNF	Test Dates: 12/30/2019 - 2/14/2020	EUT Type: Portable Handset		Page 107 of 302

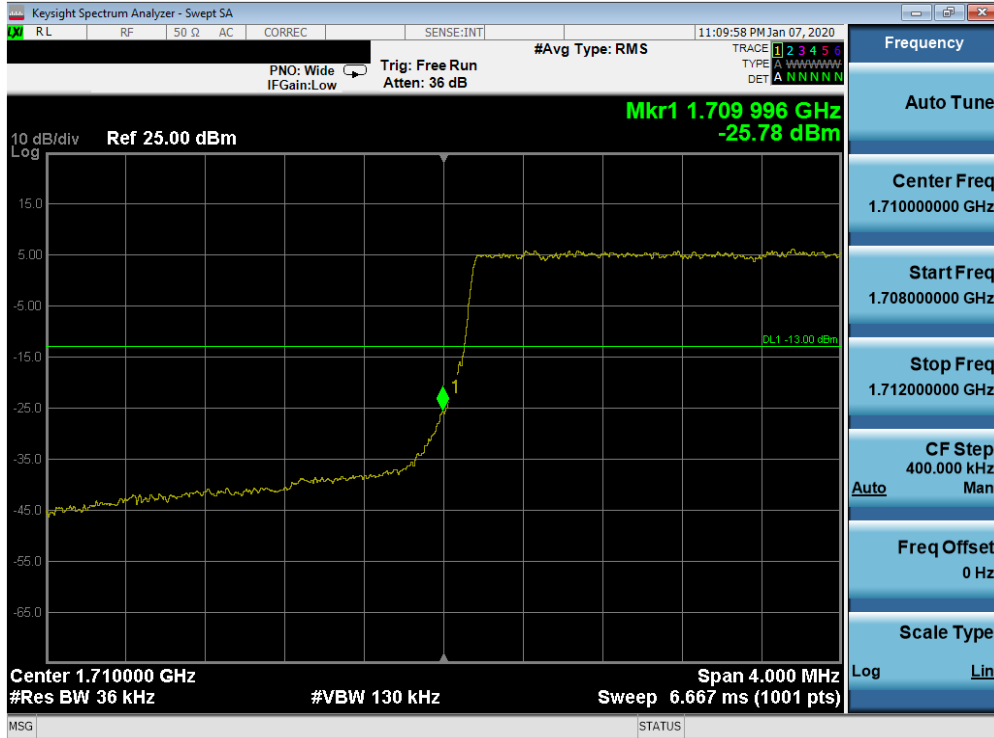


Plot 7-167. Upper Band Edge Plot (Band 4 - 1.4MHz QPSK - Full RB Configuration)

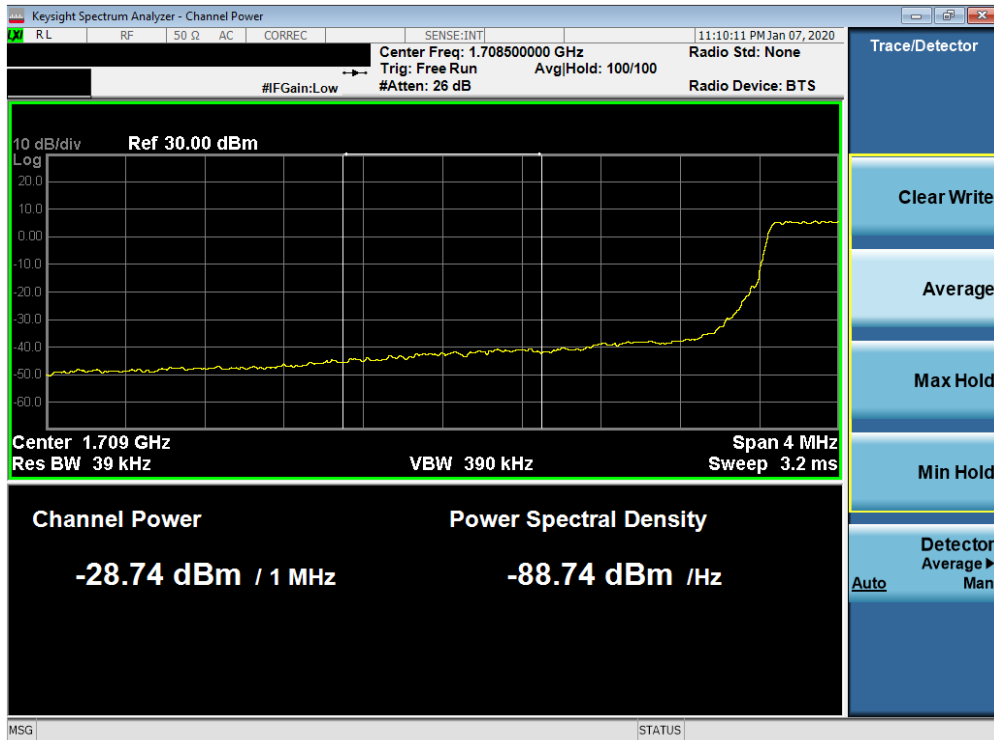


Plot 7-168. Upper Extended Band Edge Plot (Band 4 - 1.4MHz QPSK - Full RB Configuration)

FCC ID: ZNFV600AM		MEASUREMENT REPORT (CERTIFICATION)		Approved by: Quality Manager
Test Report S/N: 1M1912300229-03.ZNF	Test Dates: 12/30/2019 - 2/14/2020	EUT Type: Portable Handset		Page 108 of 302



Plot 7-169. Lower Band Edge Plot (Band 66/4 - 3.0MHz QPSK - Full RB Configuration)



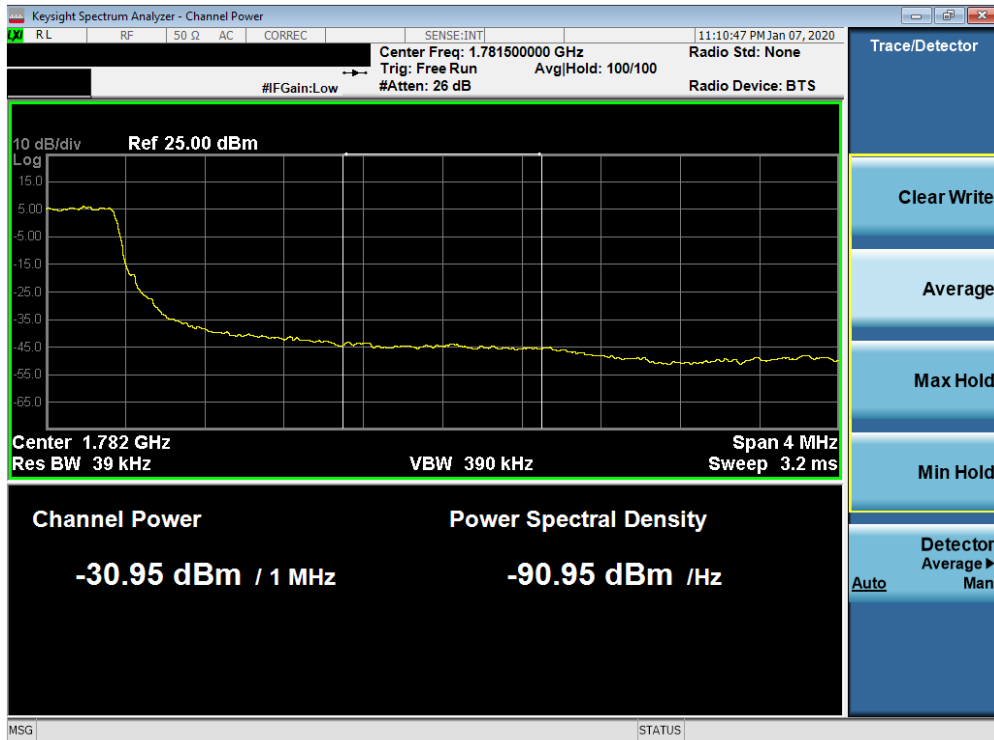
Plot 7-170. Lower Extended Band Edge Plot (Band 66/4 - 3.0MHz QPSK - Full RB Configuration)

FCC ID: ZNFV600AM		MEASUREMENT REPORT (CERTIFICATION)		Approved by: Quality Manager
Test Report S/N: 1M1912300229-03.ZNF	Test Dates: 12/30/2019 - 2/14/2020	EUT Type: Portable Handset		Page 109 of 302



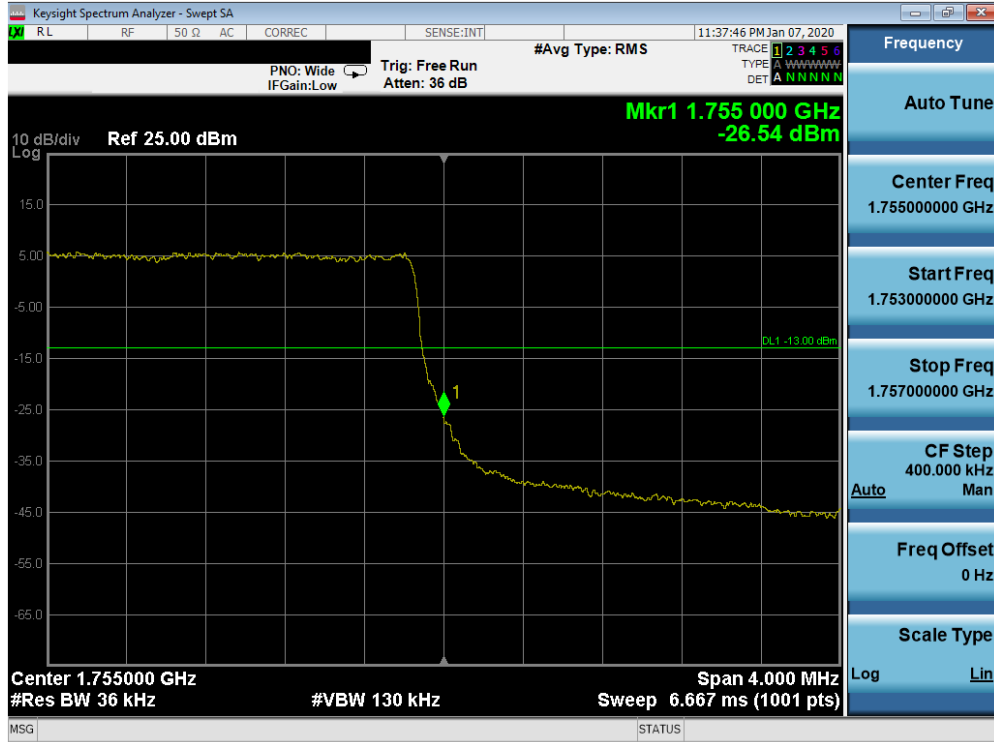


Plot 7-171. Upper Band Edge Plot (Band 66/4 - 3.0MHz QPSK - Full RB Configuration)

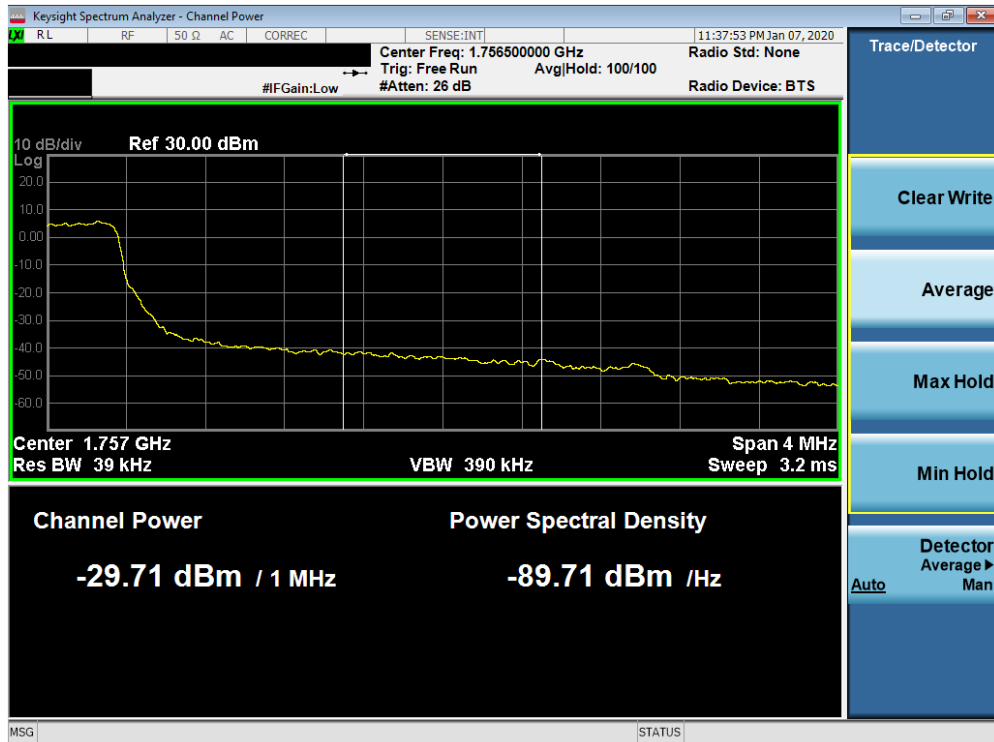


Plot 7-172. Upper Extended Band Edge Plot (Band 66/4 - 3.0MHz QPSK - Full RB Configuration)

FCC ID: ZNFV600AM		MEASUREMENT REPORT (CERTIFICATION)		Approved by: Quality Manager
Test Report S/N: 1M1912300229-03.ZNF	Test Dates: 12/30/2019 - 2/14/2020	EUT Type: Portable Handset		Page 110 of 302

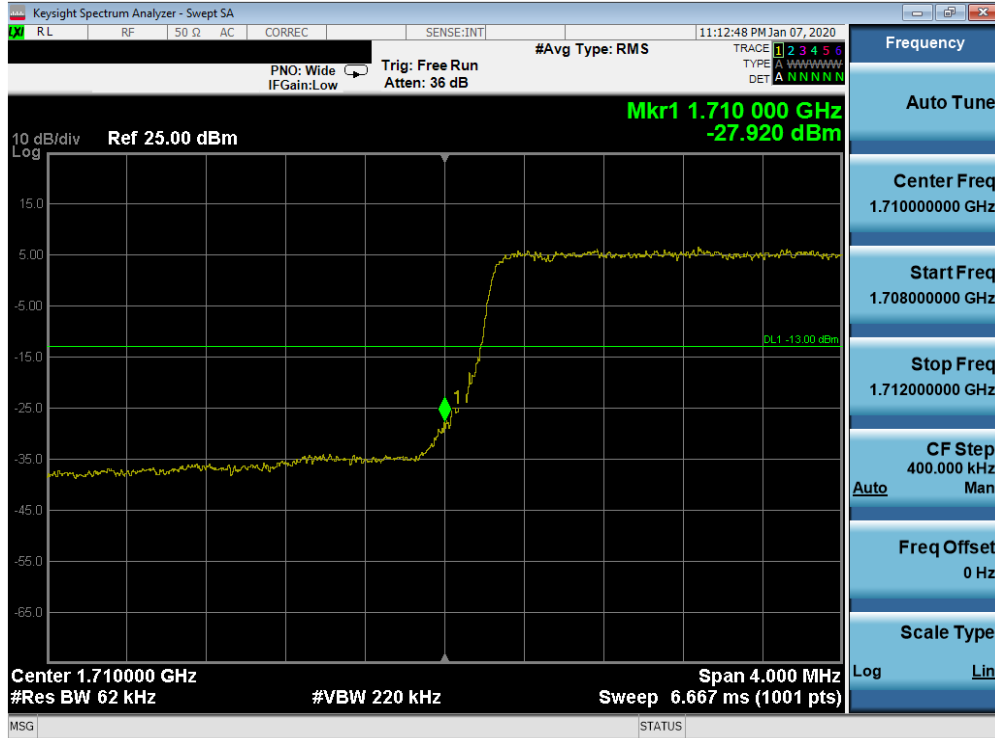


Plot 7-173. Upper Band Edge Plot (Band 4 - 3.0MHz QPSK - Full RB Configuration)

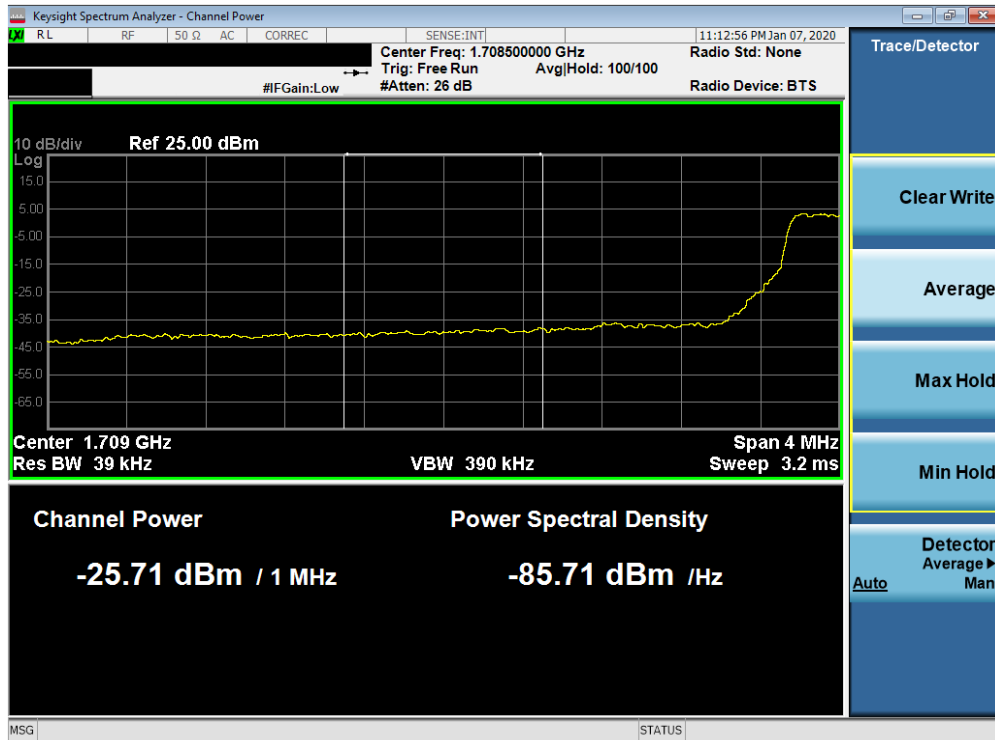


Plot 7-174. Upper Extended Band Edge Plot (Band 4 - 3.0MHz QPSK - Full RB Configuration)

FCC ID: ZNFV600AM		MEASUREMENT REPORT (CERTIFICATION)		Approved by: Quality Manager
Test Report S/N: 1M1912300229-03.ZNF	Test Dates: 12/30/2019 - 2/14/2020	EUT Type: Portable Handset		Page 111 of 302



Plot 7-175. Lower Band Edge Plot (Band 66/4 - 5.0MHz QPSK - Full RB Configuration)

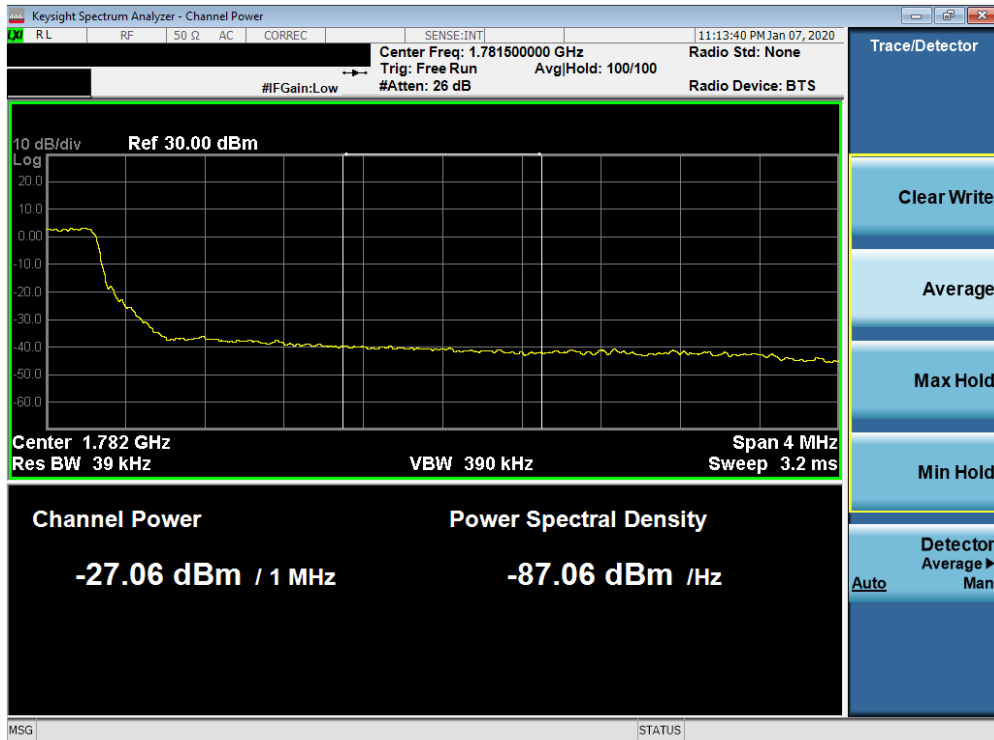


Plot 7-176. Lower Extended Band Edge Plot (Band 66/4 - 5.0MHz QPSK - Full RB Configuration)

FCC ID: ZNFV600AM		MEASUREMENT REPORT (CERTIFICATION)		Approved by: Quality Manager
Test Report S/N: 1M1912300229-03.ZNF	Test Dates: 12/30/2019 - 2/14/2020	EUT Type: Portable Handset		Page 112 of 302

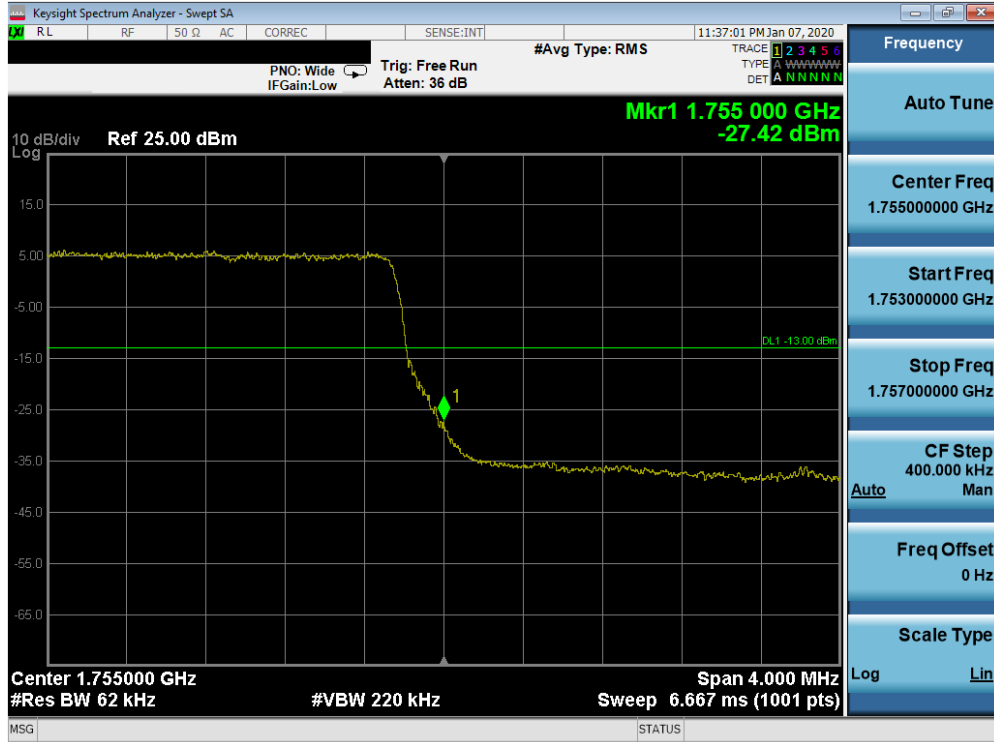


Plot 7-177. Upper Band Edge Plot (Band 66/4 - 5.0MHz QPSK - Full RB Configuration)

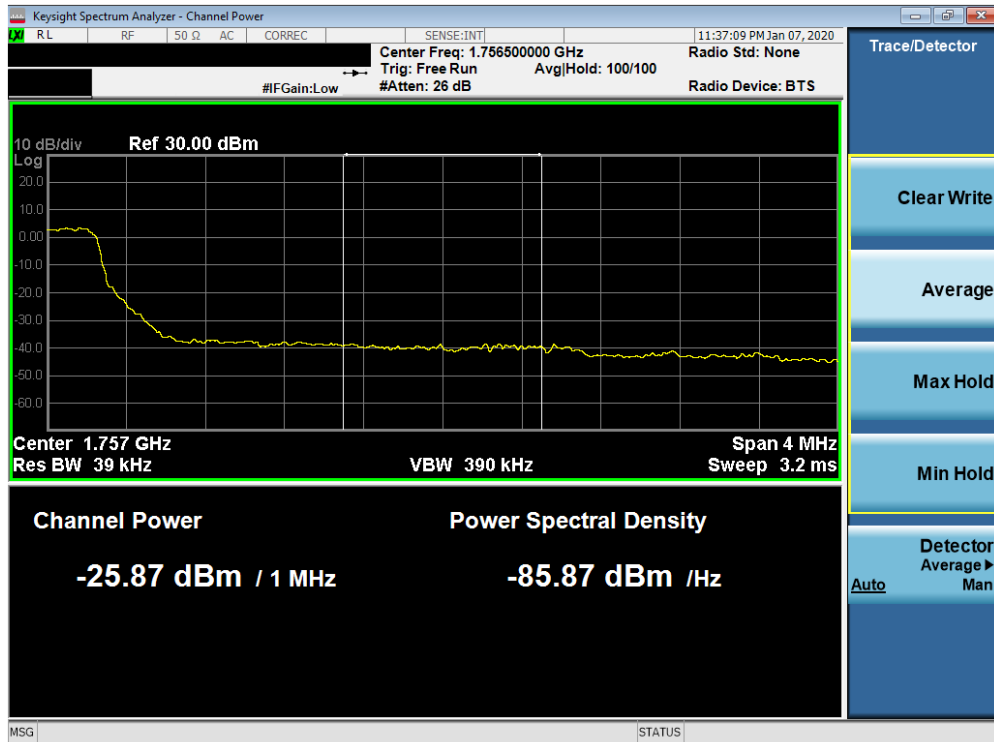


Plot 7-178. Upper Extended Band Edge Plot (Band 66/4 - 5.0MHz QPSK - Full RB Configuration)

FCC ID: ZNFV600AM		MEASUREMENT REPORT (CERTIFICATION)		Approved by: Quality Manager
Test Report S/N: 1M1912300229-03.ZNF	Test Dates: 12/30/2019 - 2/14/2020	EUT Type: Portable Handset		Page 113 of 302

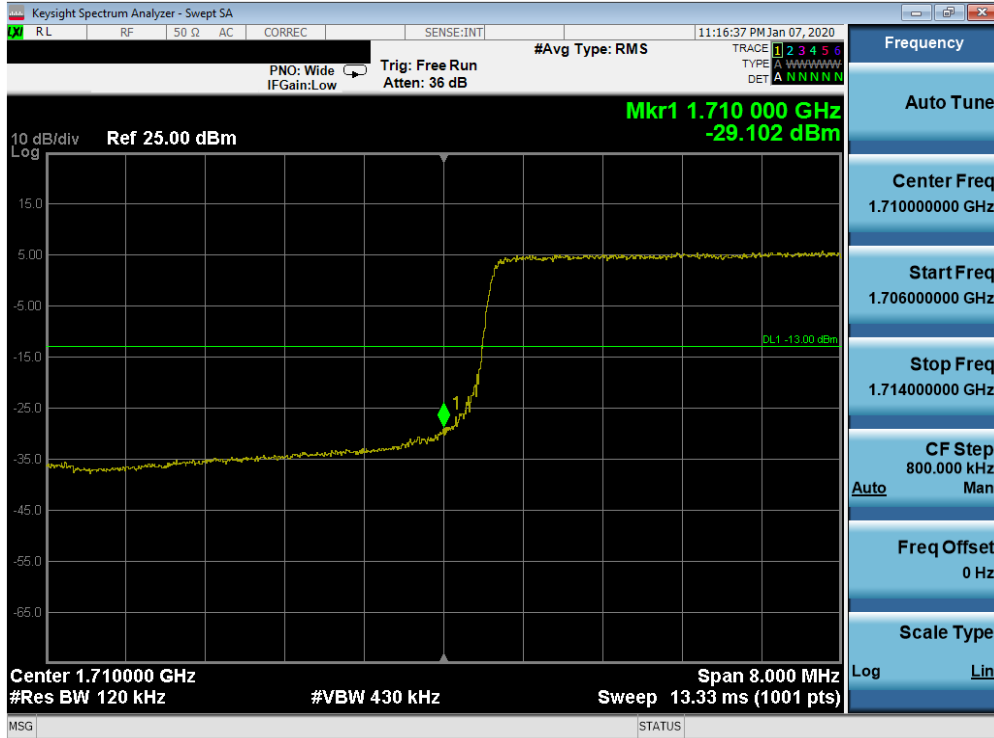


Plot 7-179. Upper Band Edge Plot (Band 4 - 5.0MHz QPSK - Full RB Configuration)

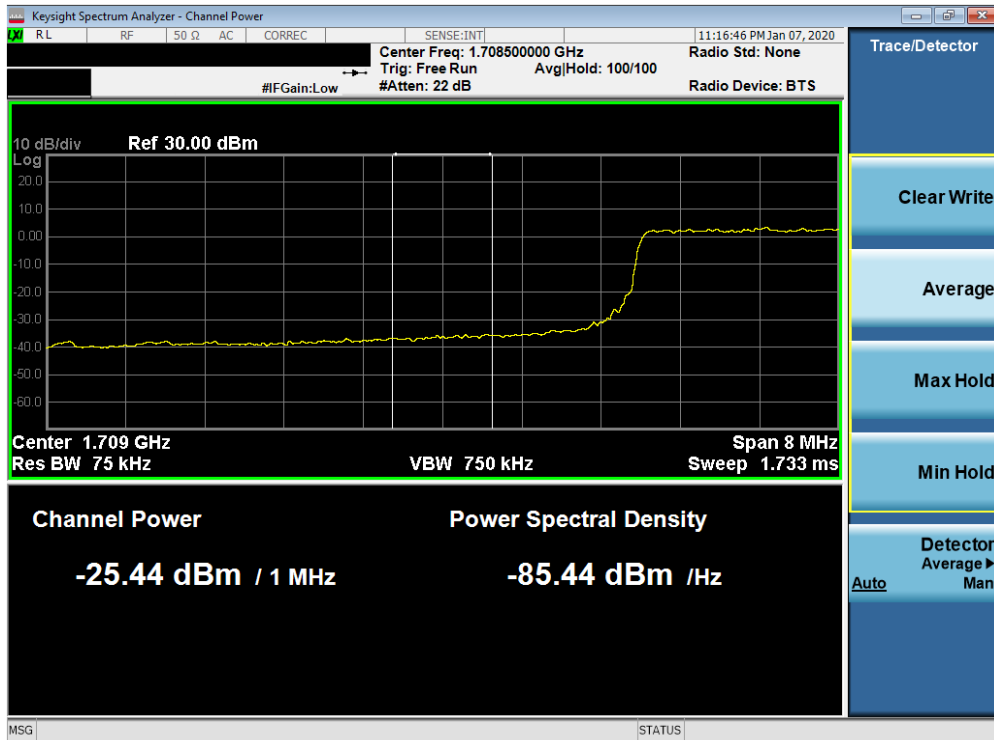


Plot 7-180. Upper Extended Band Edge Plot (Band 4 - 5.0MHz QPSK - Full RB Configuration)

FCC ID: ZNFV600AM		MEASUREMENT REPORT (CERTIFICATION)		Approved by: Quality Manager
Test Report S/N: 1M1912300229-03.ZNF	Test Dates: 12/30/2019 - 2/14/2020	EUT Type: Portable Handset		Page 114 of 302



Plot 7-181. Lower Band Edge Plot (Band 66/4 - 10.0MHz QPSK - Full RB Configuration)

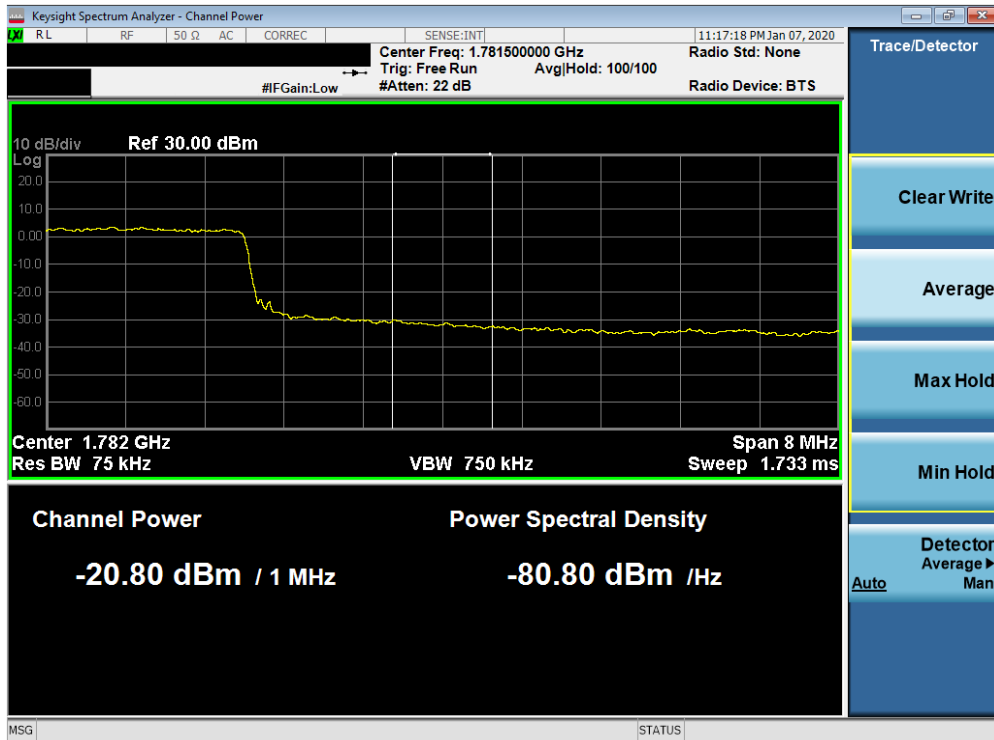


Plot 7-182. Lower Extended Band Edge Plot (Band 66/4 - 10.0MHz QPSK - Full RB Configuration)

FCC ID: ZNFV600AM		MEASUREMENT REPORT (CERTIFICATION)		Approved by: Quality Manager
Test Report S/N: 1M1912300229-03.ZNF	Test Dates: 12/30/2019 - 2/14/2020	EUT Type: Portable Handset		Page 115 of 302

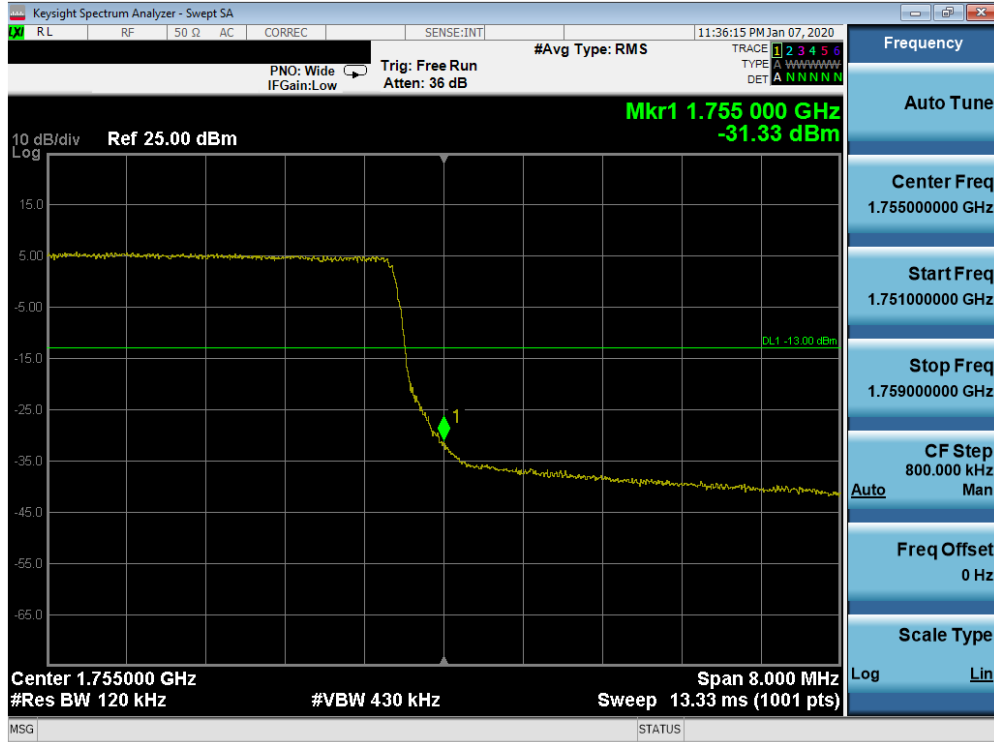


Plot 7-183. Upper Band Edge Plot (Band 66/4 - 10.0MHz QPSK - Full RB Configuration)

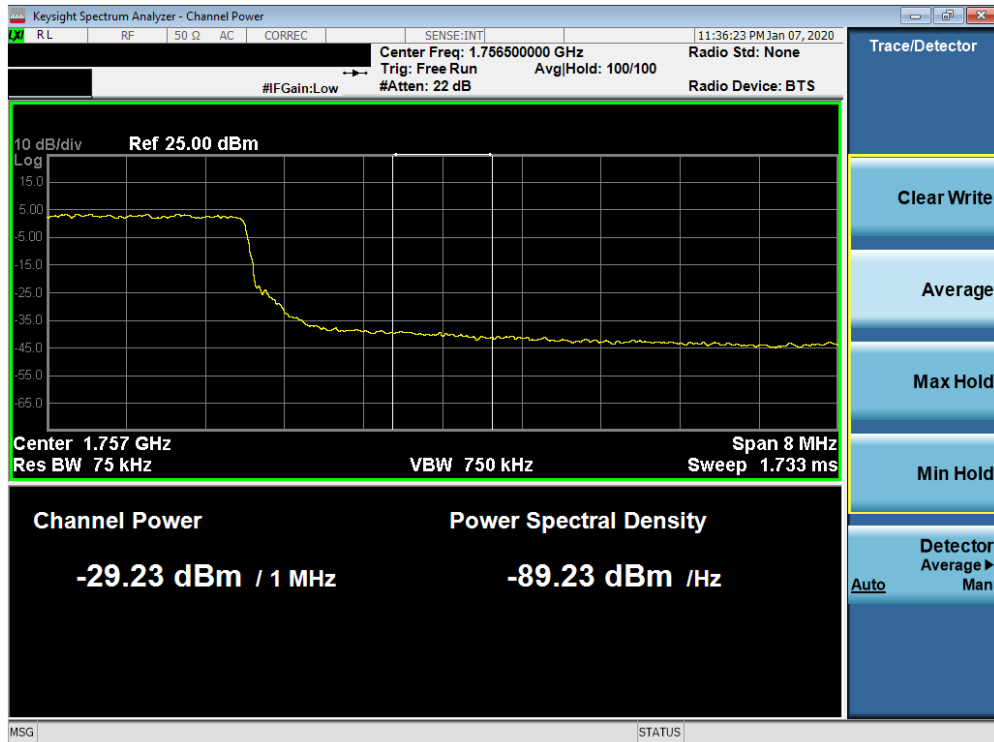


Plot 7-184. Upper Extended Band Edge Plot (Band 66/4 - 10.0MHz QPSK - Full RB Configuration)

FCC ID: ZNFV600AM		MEASUREMENT REPORT (CERTIFICATION)		Approved by: Quality Manager
Test Report S/N: 1M1912300229-03.ZNF	Test Dates: 12/30/2019 - 2/14/2020	EUT Type: Portable Handset		Page 116 of 302



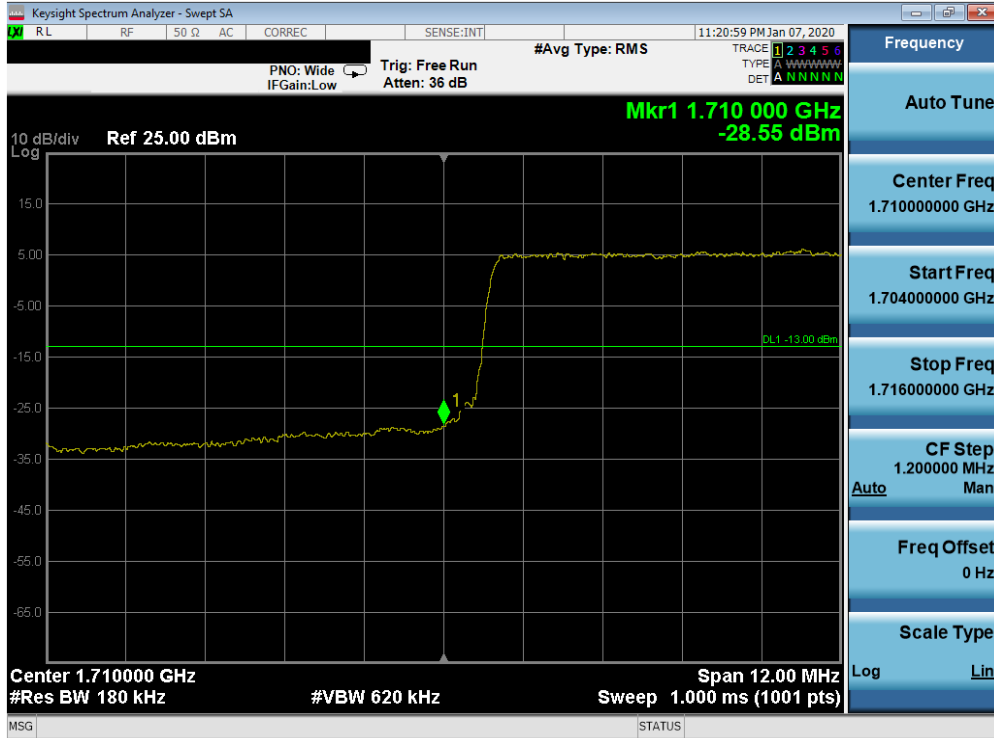
Plot 7-185. Upper Band Edge Plot (Band 4 - 10.0MHz QPSK - Full RB Configuration)



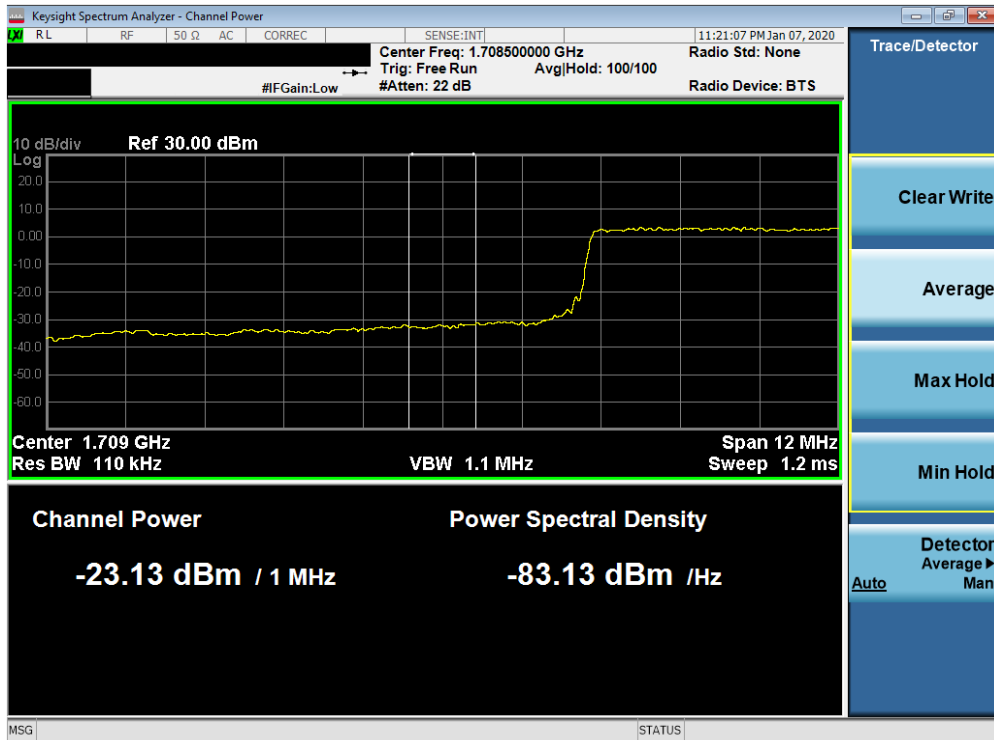
Plot 7-186. Upper Extended Band Edge Plot (Band 4 - 10.0MHz QPSK - Full RB Configuration)

FCC ID: ZNFV600AM		MEASUREMENT REPORT (CERTIFICATION)		Approved by: Quality Manager
Test Report S/N: 1M1912300229-03.ZNF	Test Dates: 12/30/2019 - 2/14/2020	EUT Type: Portable Handset		Page 117 of 302



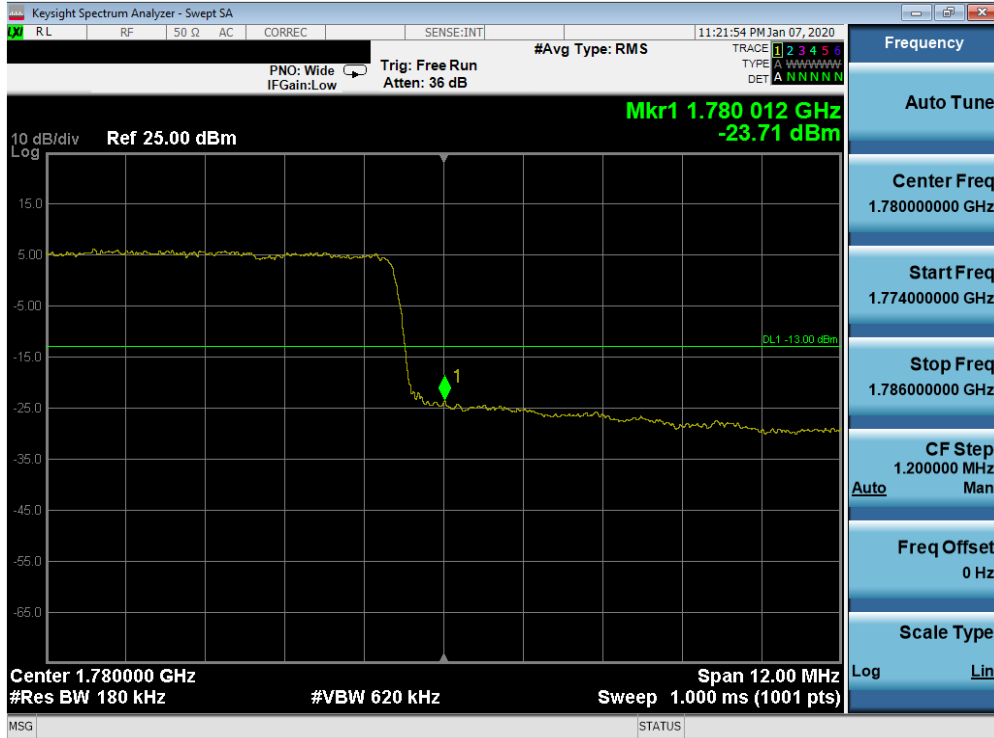


Plot 7-187. Lower Band Edge Plot (Band 66/4 - 15.0MHz QPSK - Full RB Configuration)

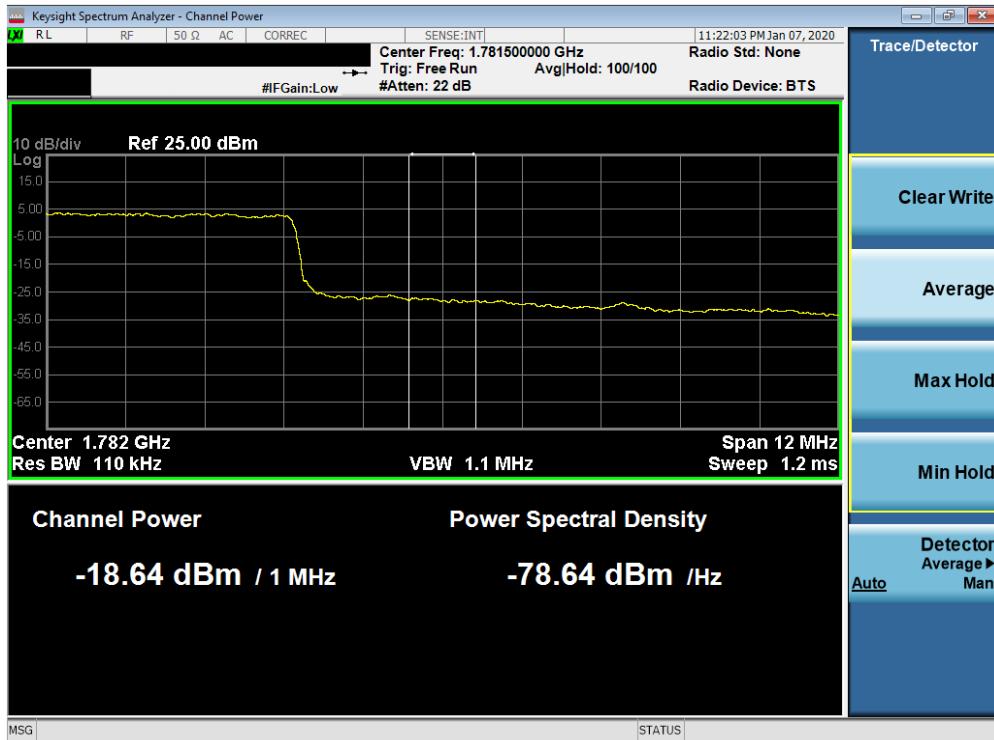


Plot 7-188. Lower Extended Band Edge Plot (Band 66/4 - 15.0MHz QPSK - Full RB Configuration)

FCC ID: ZNFV600AM		MEASUREMENT REPORT (CERTIFICATION)		Approved by: Quality Manager
Test Report S/N: 1M1912300229-03.ZNF	Test Dates: 12/30/2019 - 2/14/2020	EUT Type: Portable Handset		Page 118 of 302



Plot 7-189. Upper Band Edge Plot (Band 66/4 - 15.0MHz QPSK - Full RB Configuration)

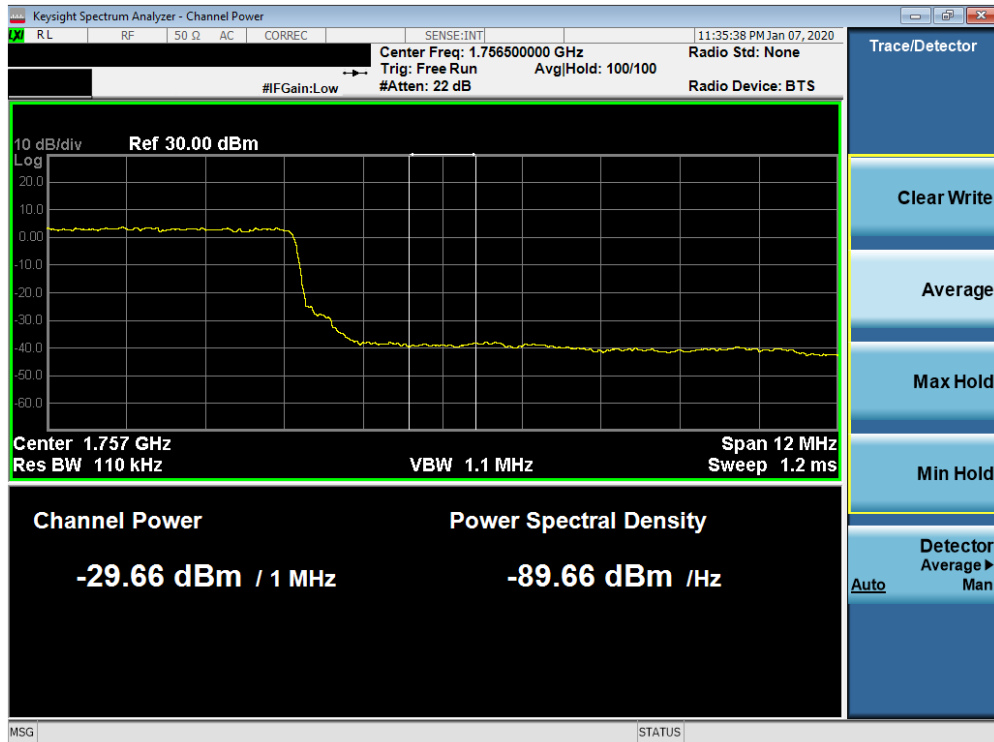


Plot 7-190. Upper Extended Band Edge Plot (Band 66/4 - 15.0MHz QPSK - Full RB Configuration)

FCC ID: ZNFV600AM		MEASUREMENT REPORT (CERTIFICATION)		Approved by: Quality Manager
Test Report S/N: 1M1912300229-03.ZNF	Test Dates: 12/30/2019 - 2/14/2020	EUT Type: Portable Handset		Page 119 of 302

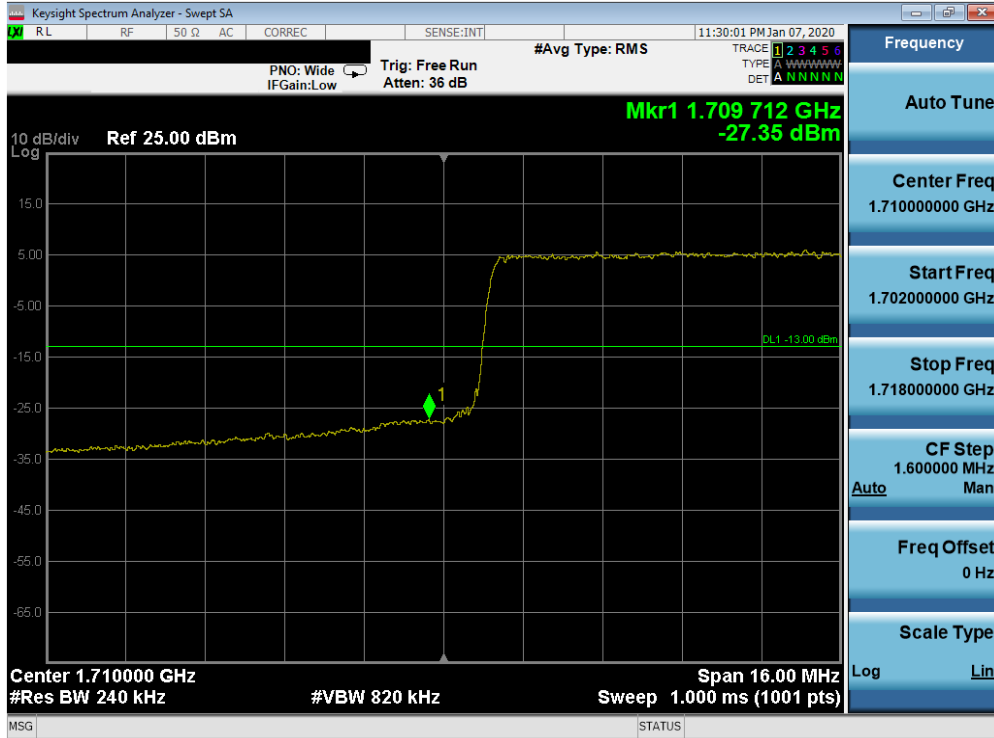


Plot 7-191. Upper Band Edge Plot (Band 4 - 15.0MHz QPSK - Full RB Configuration)

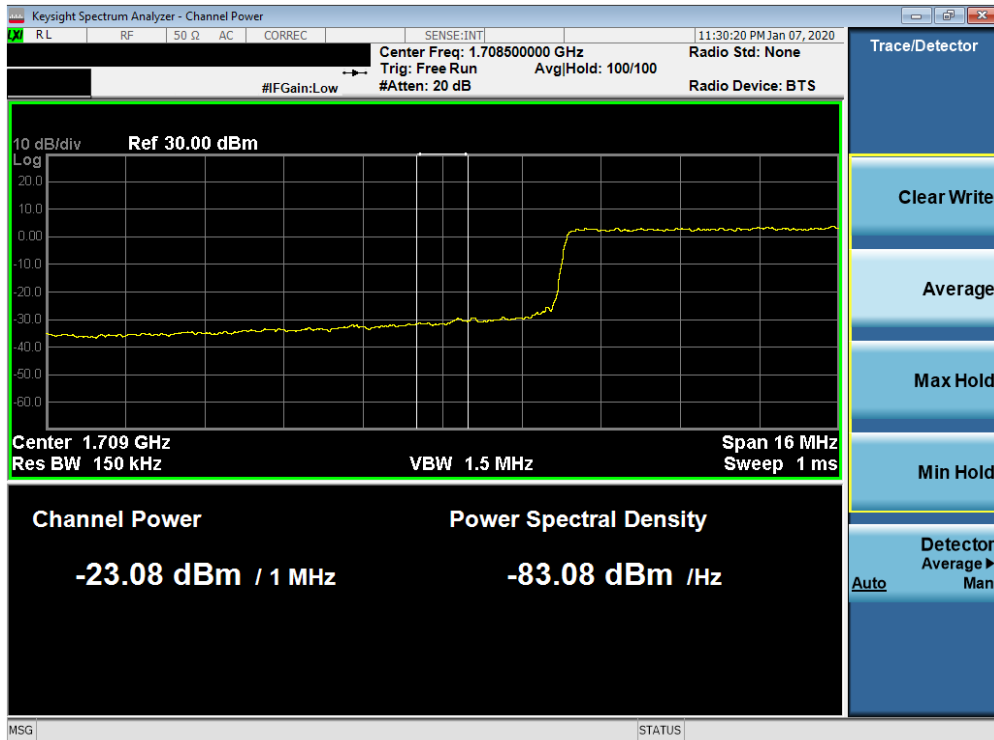


Plot 7-192. Upper Extended Band Edge Plot (Band 4 - 15.0MHz QPSK - Full RB Configuration)

FCC ID: ZNFV600AM		MEASUREMENT REPORT (CERTIFICATION)		Approved by: Quality Manager
Test Report S/N: 1M1912300229-03.ZNF	Test Dates: 12/30/2019 - 2/14/2020	EUT Type: Portable Handset		Page 120 of 302

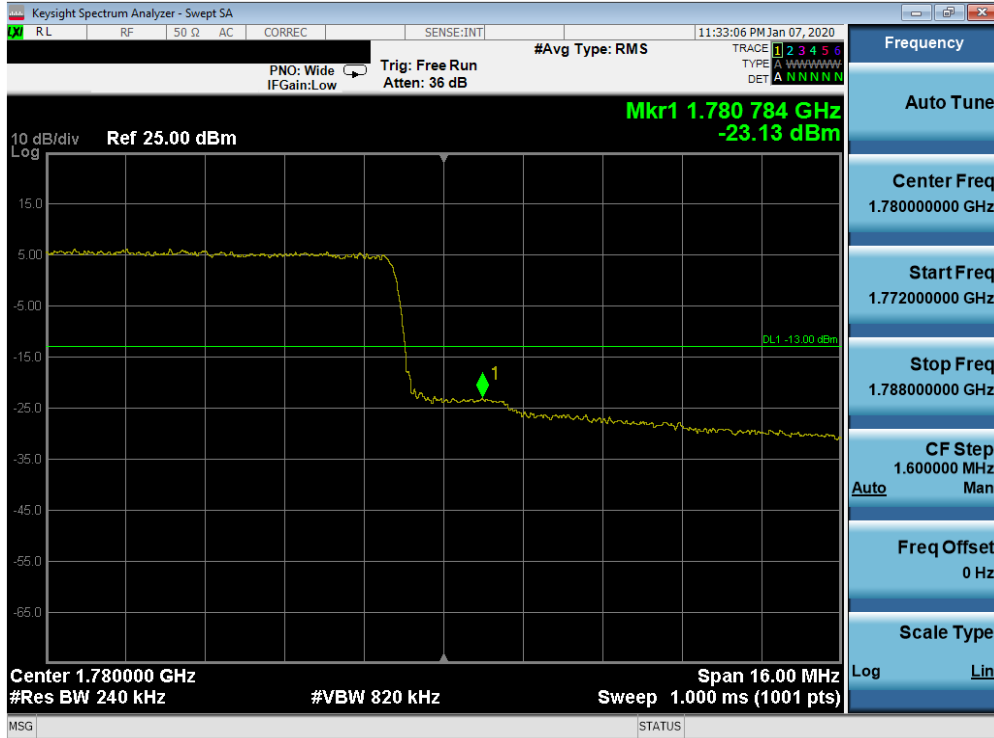


Plot 7-193. Lower Band Edge Plot (Band 66/4 - 20.0MHz QPSK - Full RB Configuration)

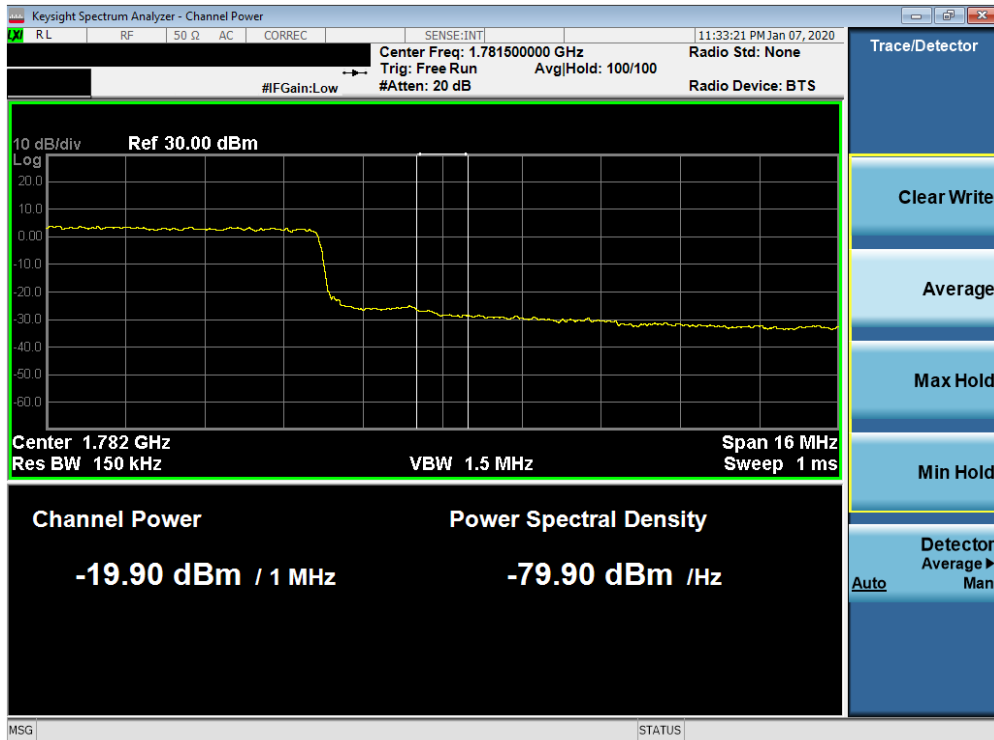


Plot 7-194. Lower Extended Band Edge Plot (Band 66/4 - 20.0MHz QPSK - Full RB Configuration)

FCC ID: ZNFV600AM		MEASUREMENT REPORT (CERTIFICATION)		Approved by: Quality Manager
Test Report S/N: 1M1912300229-03.ZNF	Test Dates: 12/30/2019 - 2/14/2020	EUT Type: Portable Handset		Page 121 of 302

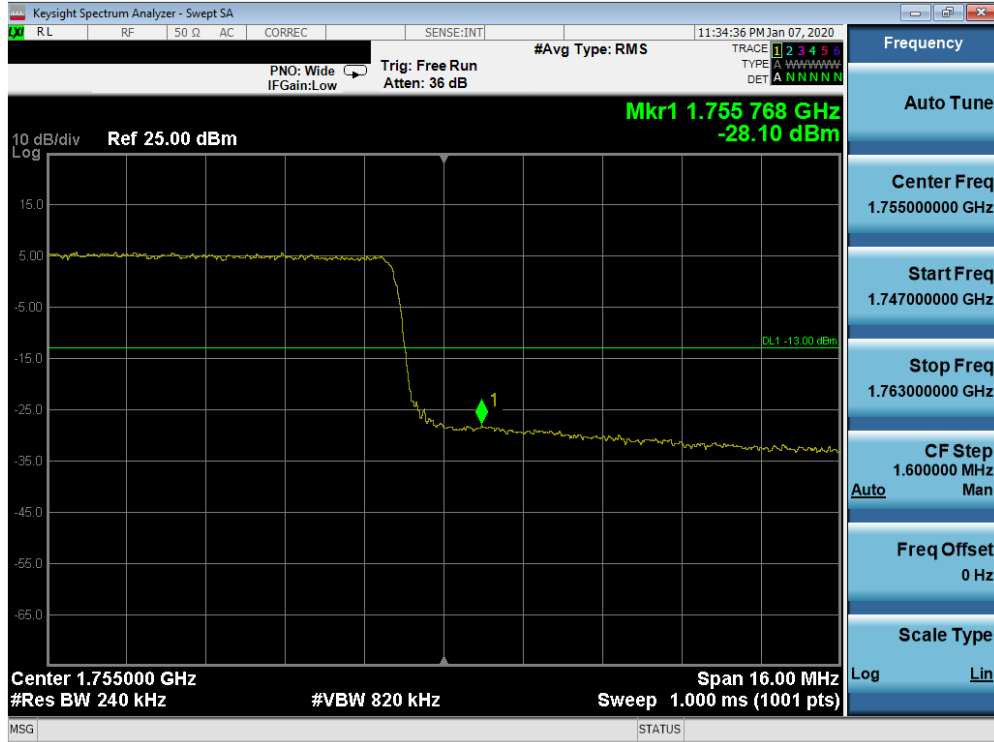


Plot 7-195. Upper Band Edge Plot (Band 66/4 - 20.0MHz QPSK - Full RB Configuration)

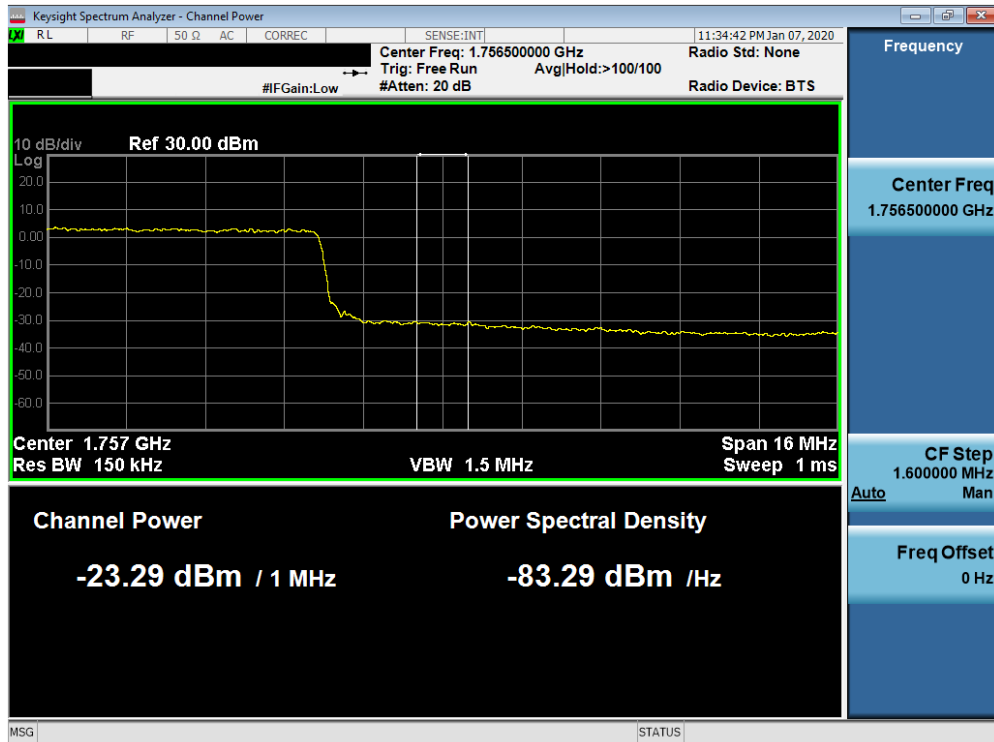


Plot 7-196. Upper Extended Band Edge Plot (Band 66/4 - 20.0MHz QPSK - Full RB Configuration)

FCC ID: ZNFV600AM		MEASUREMENT REPORT (CERTIFICATION)		Approved by: Quality Manager
Test Report S/N: 1M1912300229-03.ZNF	Test Dates: 12/30/2019 - 2/14/2020	EUT Type: Portable Handset		Page 122 of 302



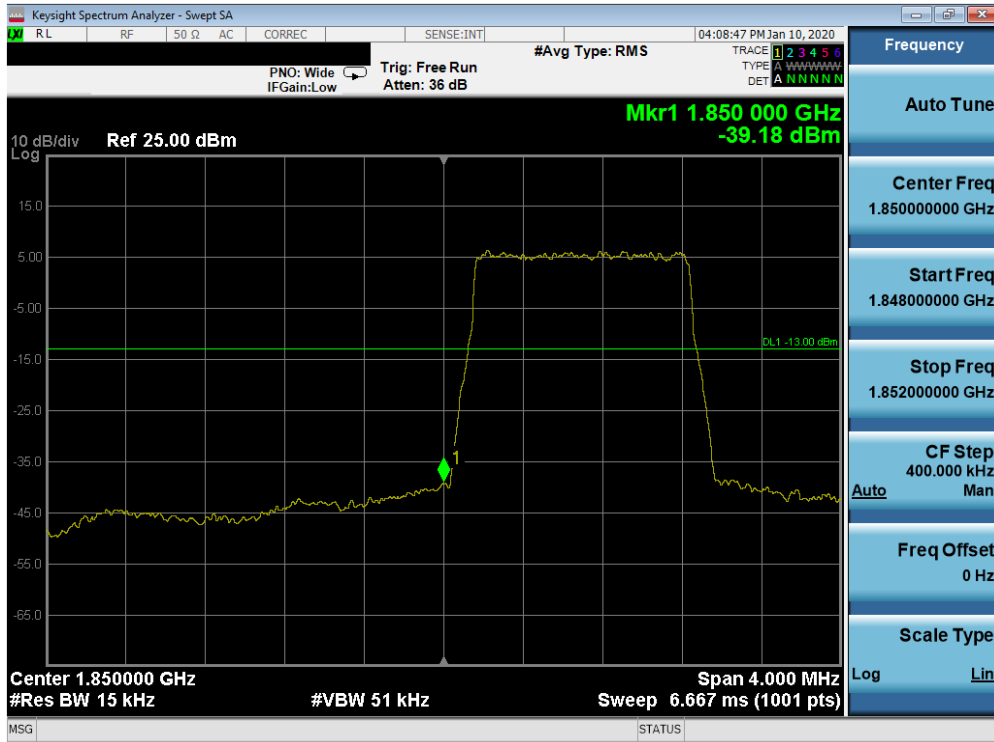
Plot 7-197. Upper Band Edge Plot (Band 4 - 20.0MHz QPSK - Full RB Configuration)



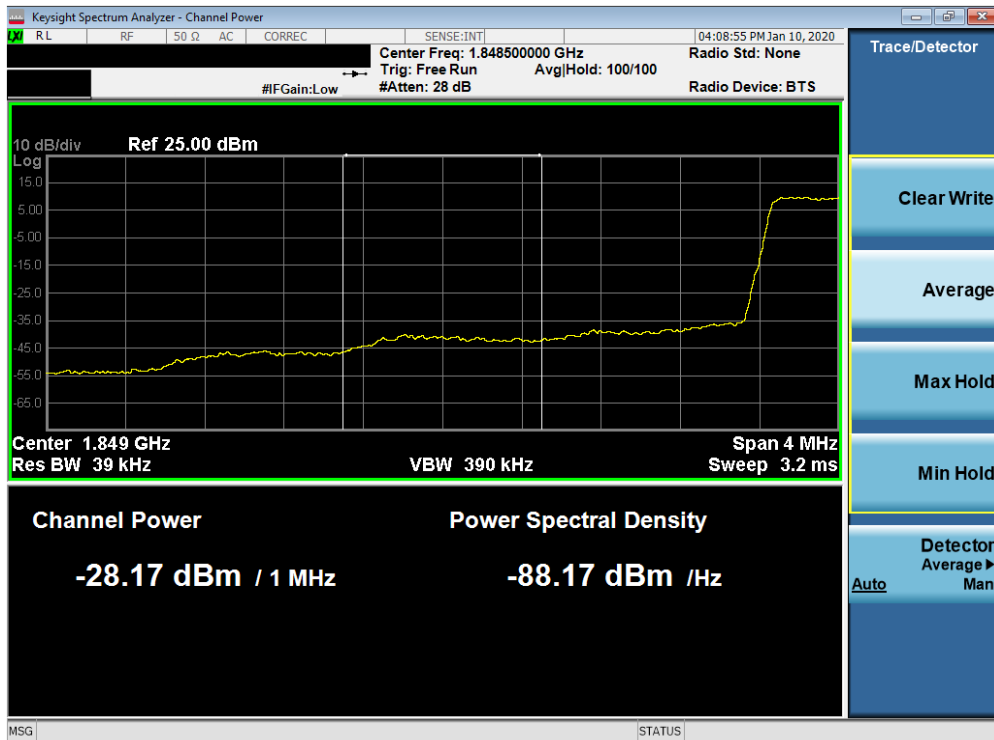
Plot 7-198. Upper Extended Band Edge Plot (Band 4 - 20.0MHz QPSK - Full RB Configuration)

FCC ID: ZNFV600AM	PCTEST	MEASUREMENT REPORT (CERTIFICATION)	LG	Approved by: Quality Manager
Test Report S/N: 1M1912300229-03.ZNF	Test Dates: 12/30/2019 - 2/14/2020	EUT Type: Portable Handset		Page 123 of 302

## Band 2

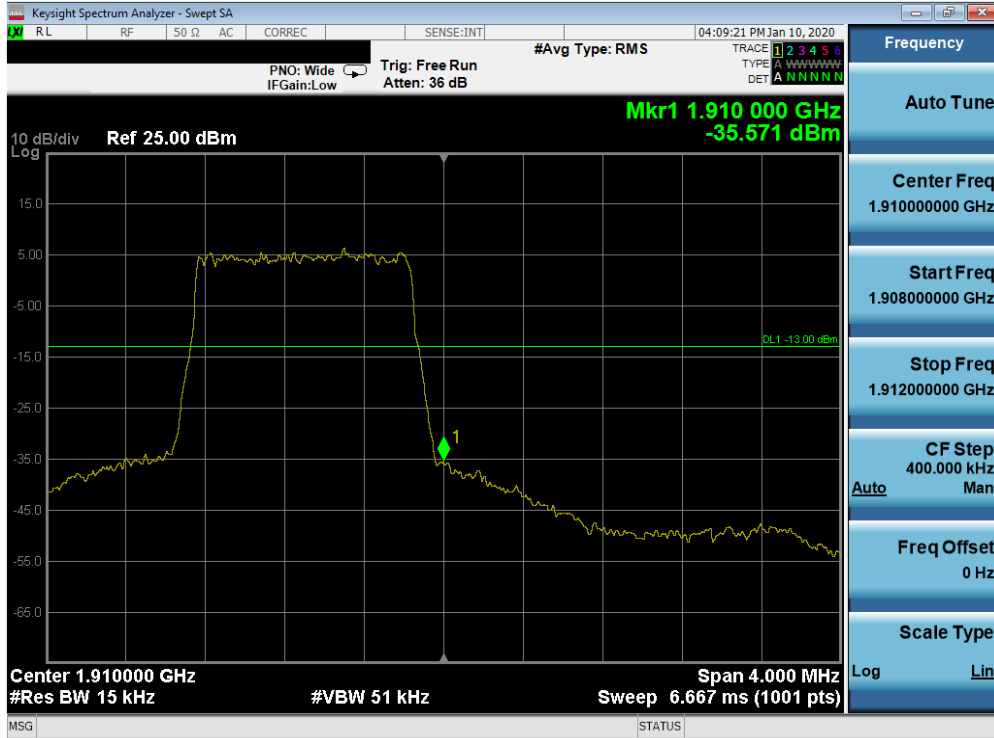


Plot 7-199. Lower Band Edge Plot (Band 2 - 1.4MHz QPSK - Full RB Configuration)

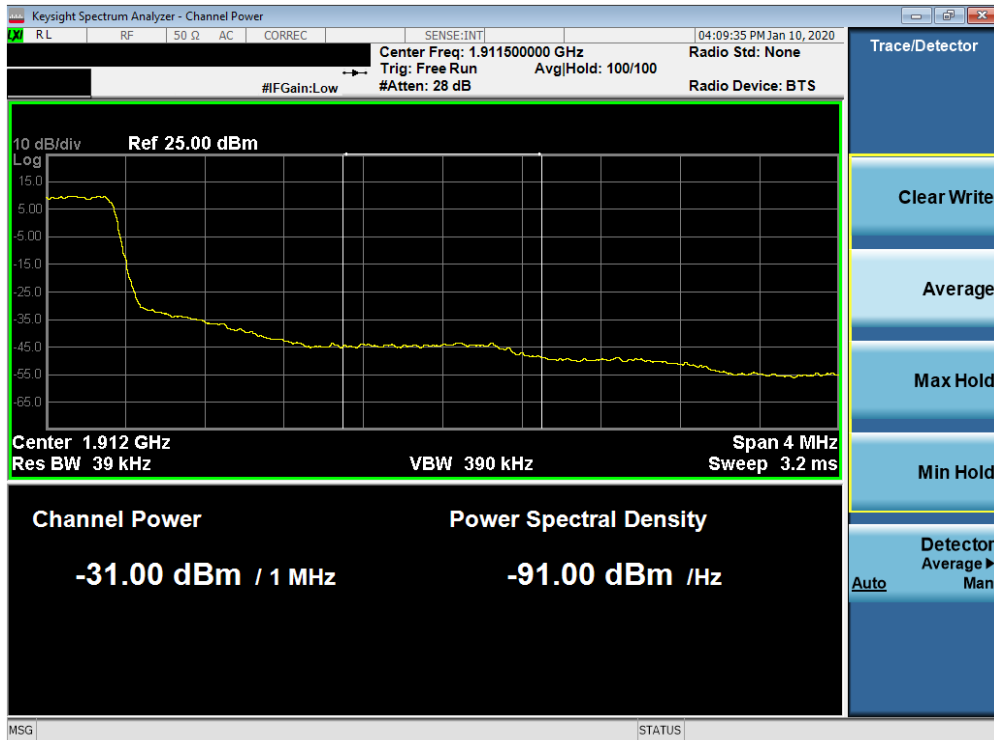


Plot 7-200. Lower Extended Band Edge Plot (Band 2 - 1.4MHz QPSK - Full RB Configuration)

FCC ID: ZNFV600AM		MEASUREMENT REPORT (CERTIFICATION)		Approved by: Quality Manager
Test Report S/N: 1M1912300229-03.ZNF	Test Dates: 12/30/2019 - 2/14/2020	EUT Type: Portable Handset		Page 124 of 302



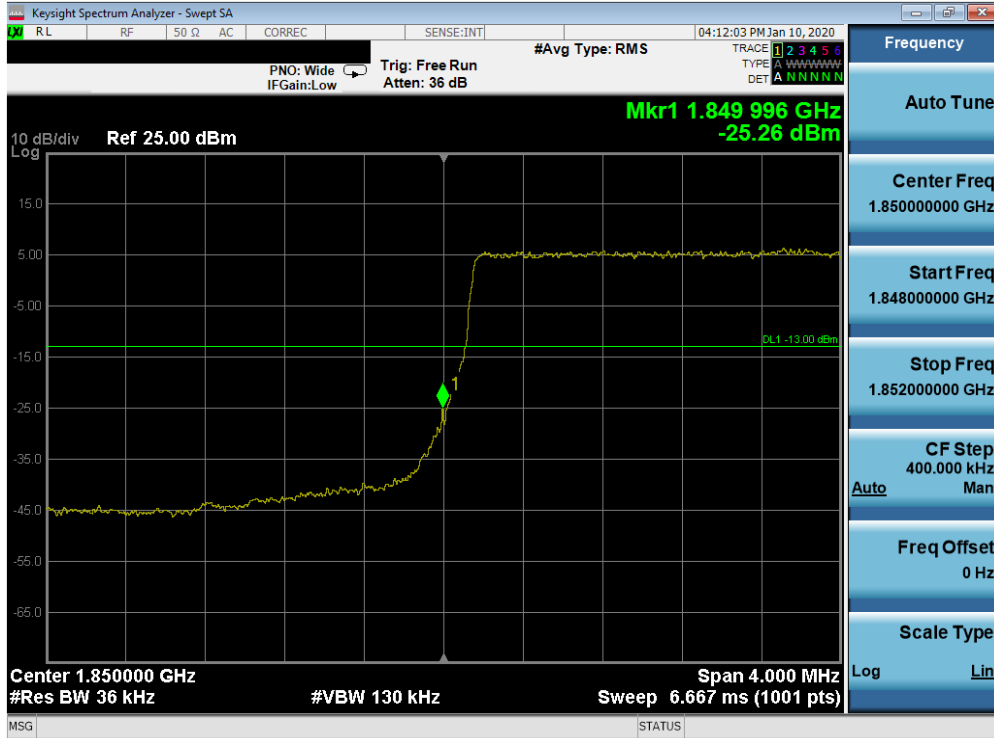
Plot 7-201. Upper Band Edge Plot (Band 2 - 1.4MHz QPSK - Full RB Configuration)



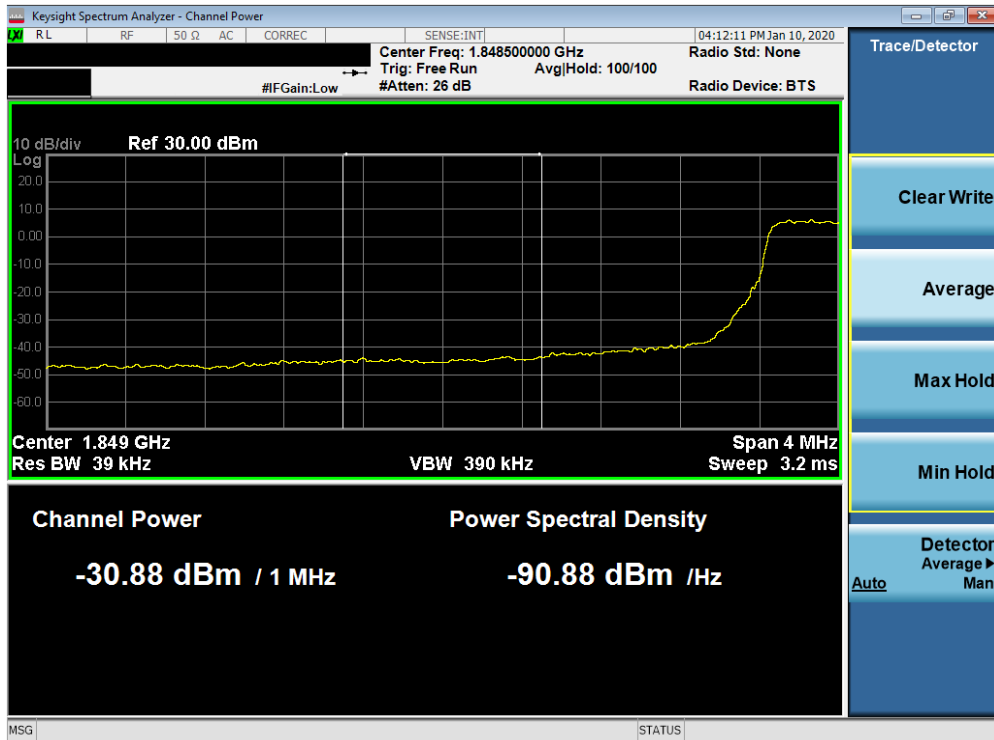
Plot 7-202. Upper Extended Band Edge Plot (Band 2 - 1.4MHz QPSK - Full RB Configuration)

FCC ID: ZNFV600AM		MEASUREMENT REPORT (CERTIFICATION)		Approved by: Quality Manager
Test Report S/N: 1M1912300229-03.ZNF	Test Dates: 12/30/2019 - 2/14/2020	EUT Type: Portable Handset		Page 125 of 302



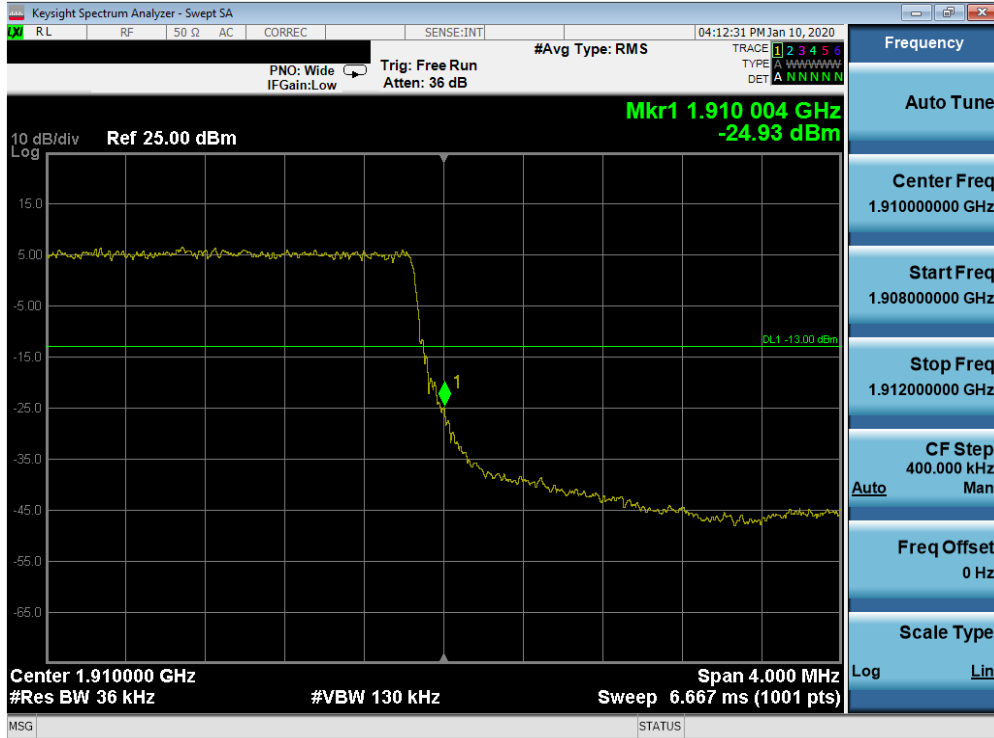


Plot 7-203. Lower Band Edge Plot (Band 2 - 3.0MHz QPSK - Full RB Configuration)

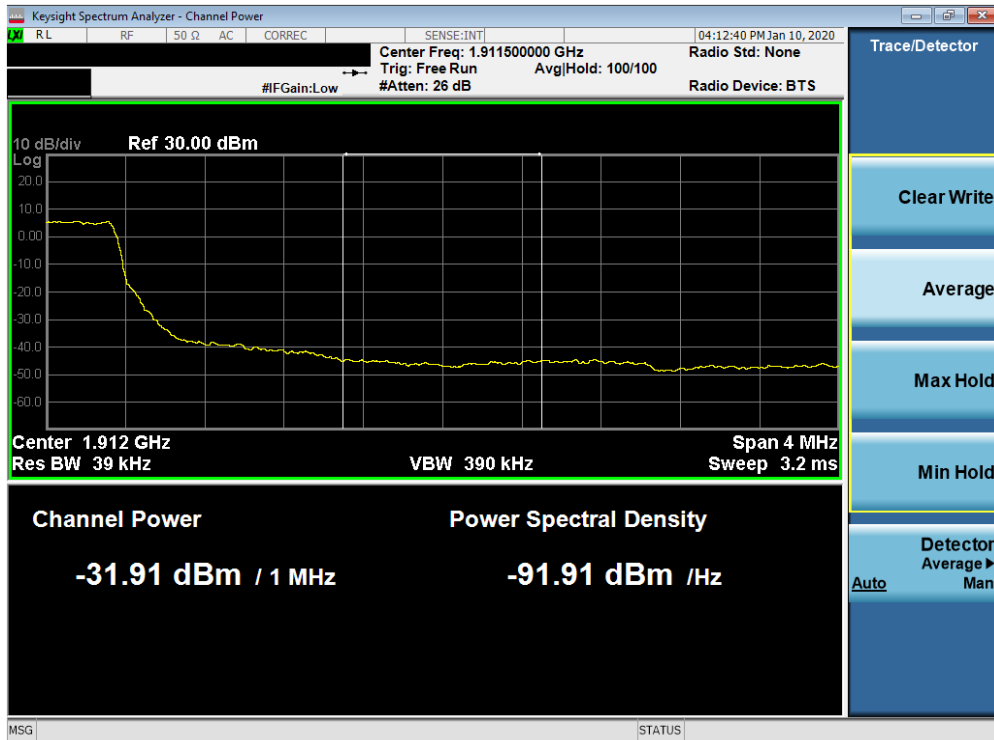


Plot 7-204. Lower Extended Band Edge Plot (Band 2 - 3.0MHz QPSK - Full RB Configuration)

FCC ID: ZNFV600AM		MEASUREMENT REPORT (CERTIFICATION)		Approved by: Quality Manager
Test Report S/N: 1M1912300229-03.ZNF	Test Dates: 12/30/2019 - 2/14/2020	EUT Type: Portable Handset		Page 126 of 302

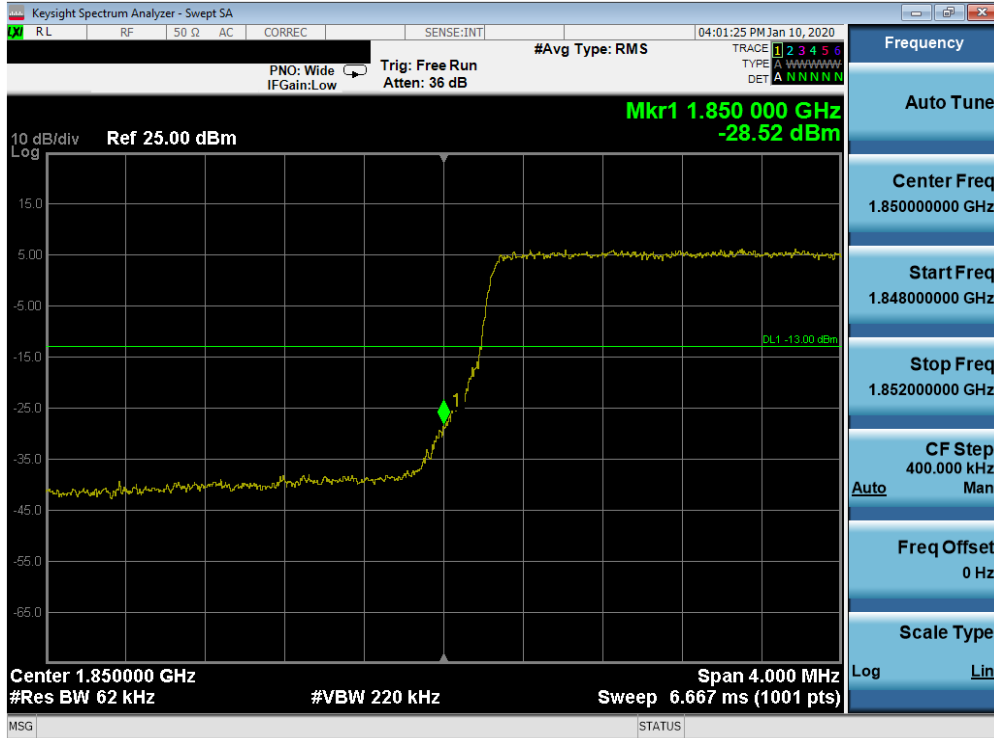


Plot 7-205. Upper Band Edge Plot (Band 2 - 3.0MHz QPSK - Full RB Configuration)

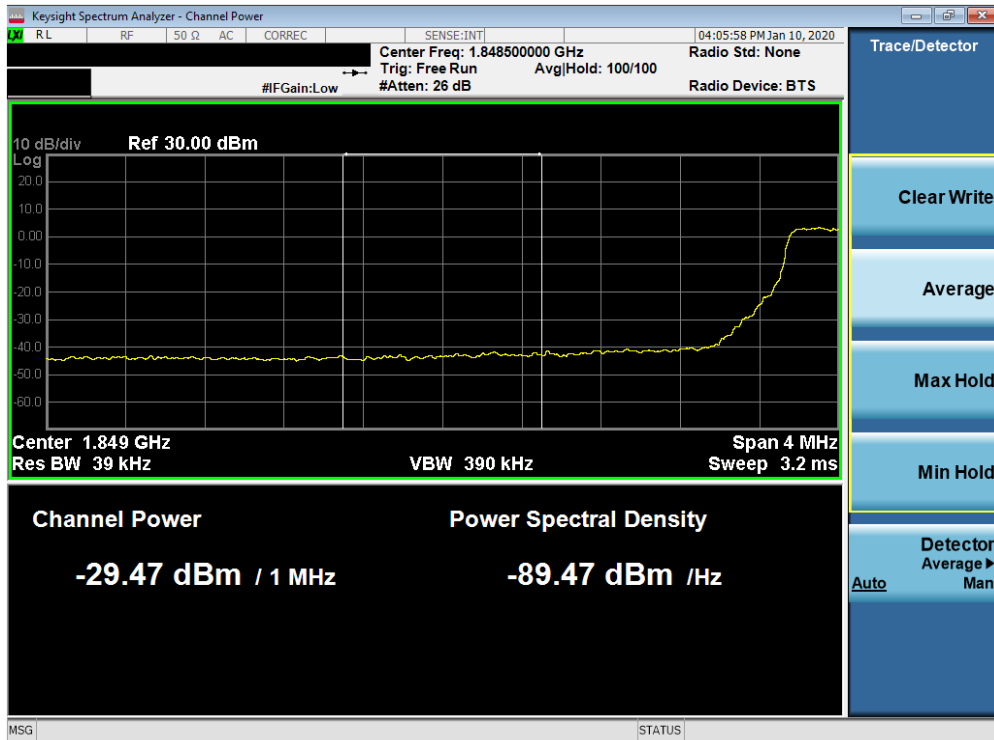


Plot 7-206. Upper Extended Band Edge Plot (Band 2 - 3.0MHz QPSK - Full RB Configuration)

FCC ID: ZNFV600AM		MEASUREMENT REPORT (CERTIFICATION)		Approved by: Quality Manager
Test Report S/N: 1M1912300229-03.ZNF	Test Dates: 12/30/2019 - 2/14/2020	EUT Type: Portable Handset		Page 127 of 302

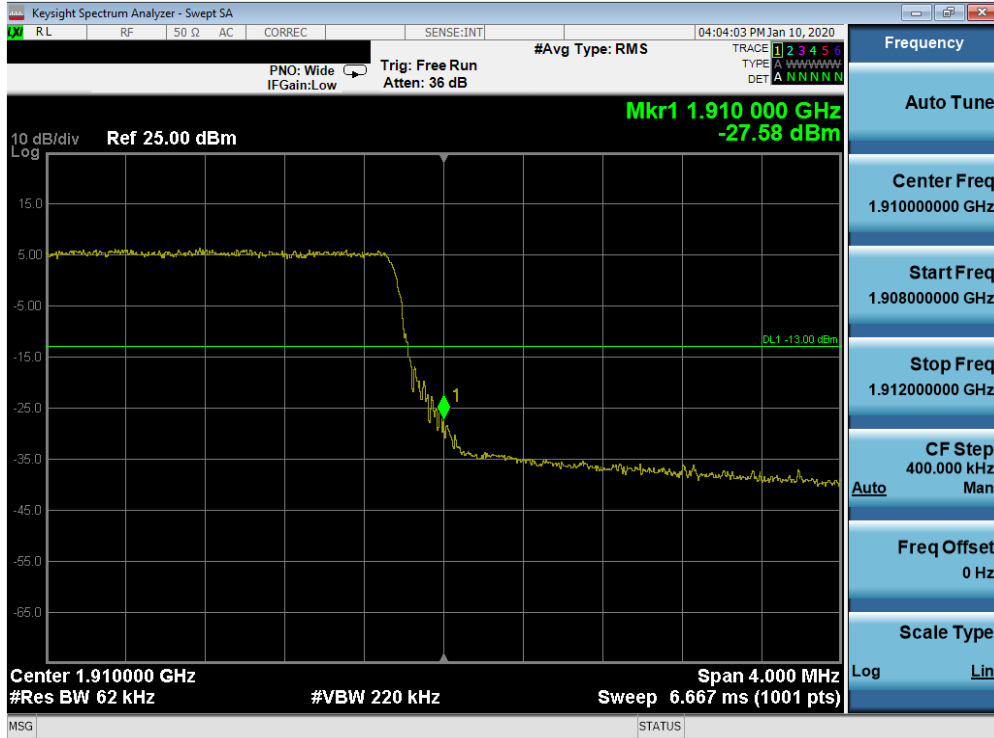


Plot 7-207. Lower Band Edge Plot (Band 2 - 5.0MHz QPSK - Full RB Configuration)

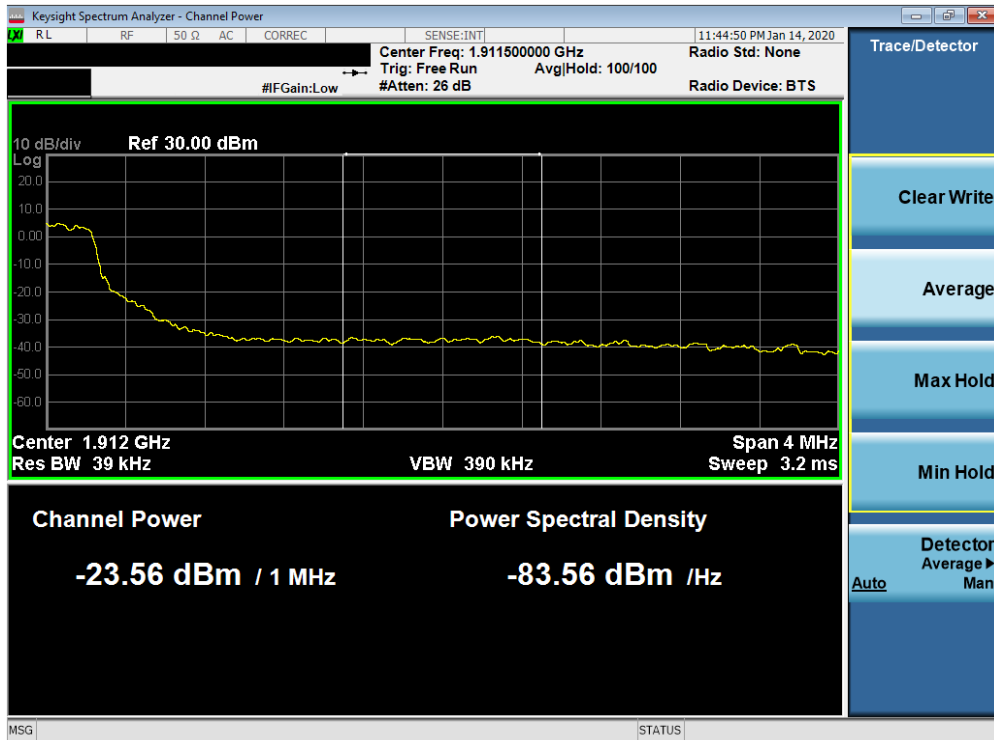


Plot 7-208. Lower Extended Band Edge Plot (Band 2 - 5.0MHz QPSK - Full RB Configuration)

FCC ID: ZNFV600AM		MEASUREMENT REPORT (CERTIFICATION)		Approved by: Quality Manager
Test Report S/N: 1M1912300229-03.ZNF	Test Dates: 12/30/2019 - 2/14/2020	EUT Type: Portable Handset		Page 128 of 302

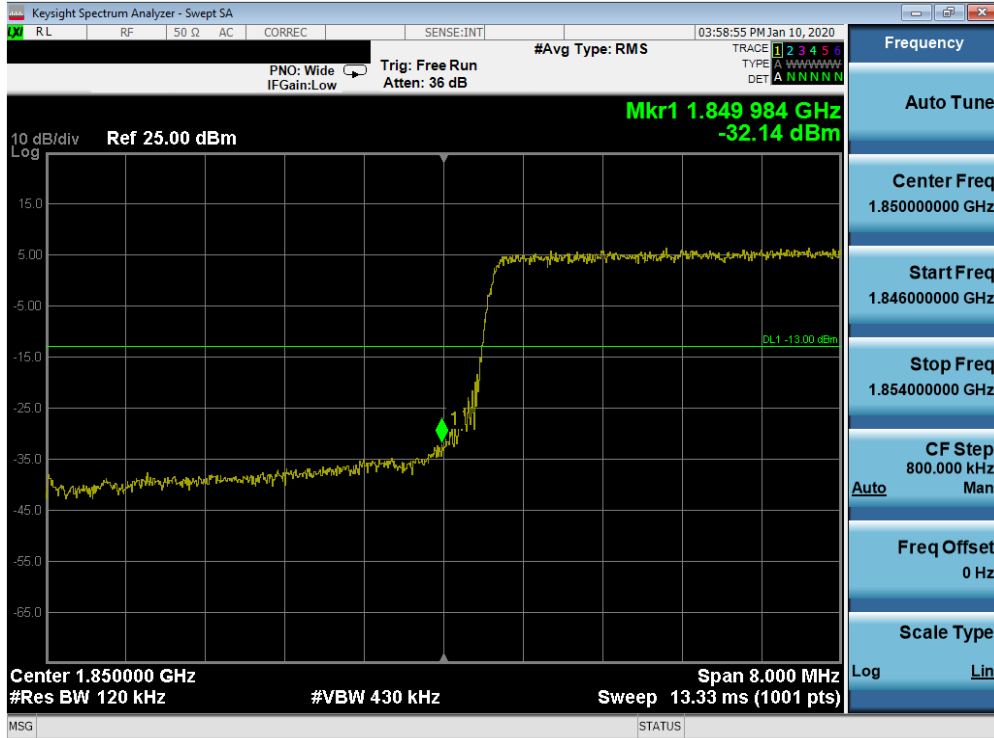


Plot 7-209. Upper Band Edge Plot (Band 2 - 5.0MHz QPSK - Full RB Configuration)

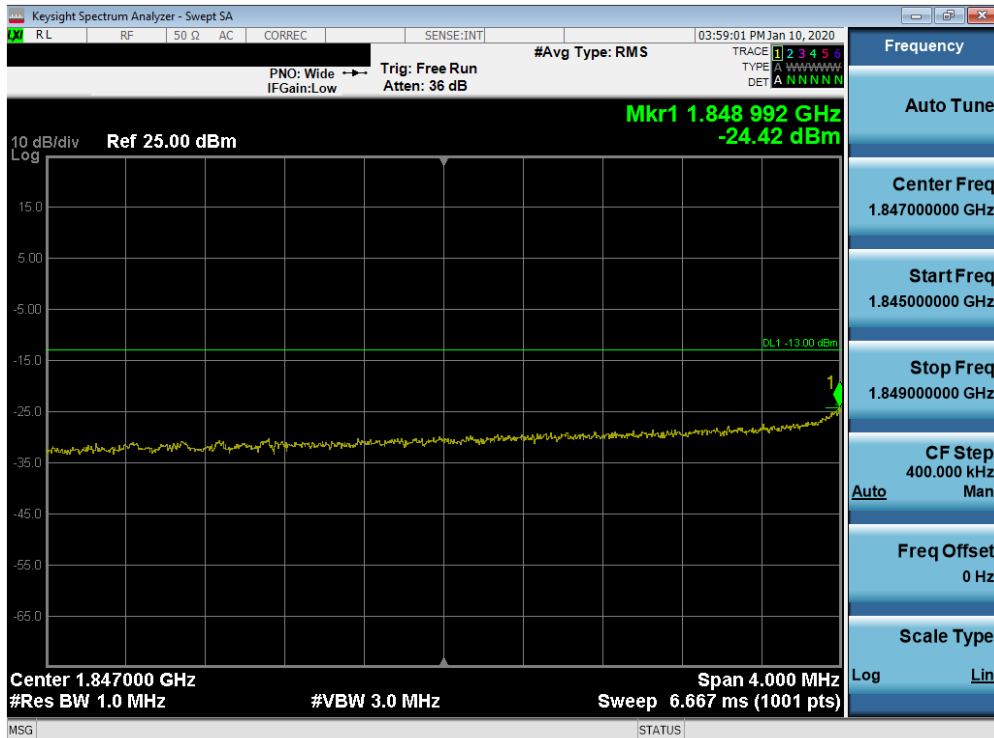


Plot 7-210. Upper Extended Band Edge Plot (Band 2 - 5.0MHz QPSK - Full RB Configuration)

FCC ID: ZNFV600AM		MEASUREMENT REPORT (CERTIFICATION)		Approved by: Quality Manager
Test Report S/N: 1M1912300229-03.ZNF	Test Dates: 12/30/2019 - 2/14/2020	EUT Type: Portable Handset		Page 129 of 302

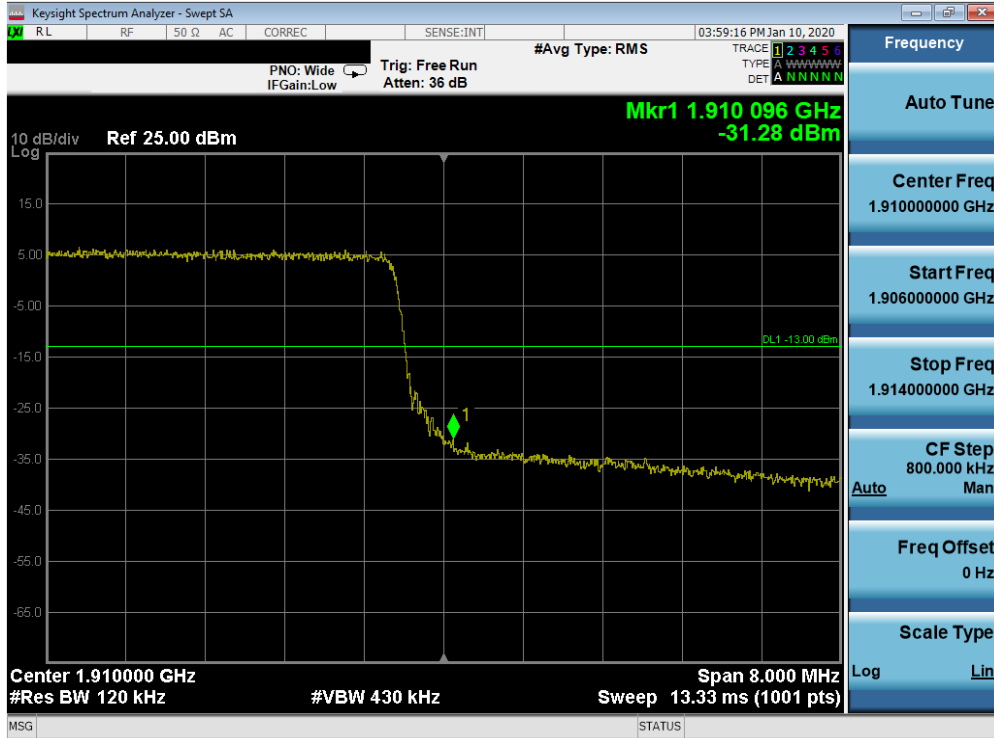


Plot 7-211. Lower Band Edge Plot (Band 2 - 10.0MHz QPSK - Full RB Configuration)

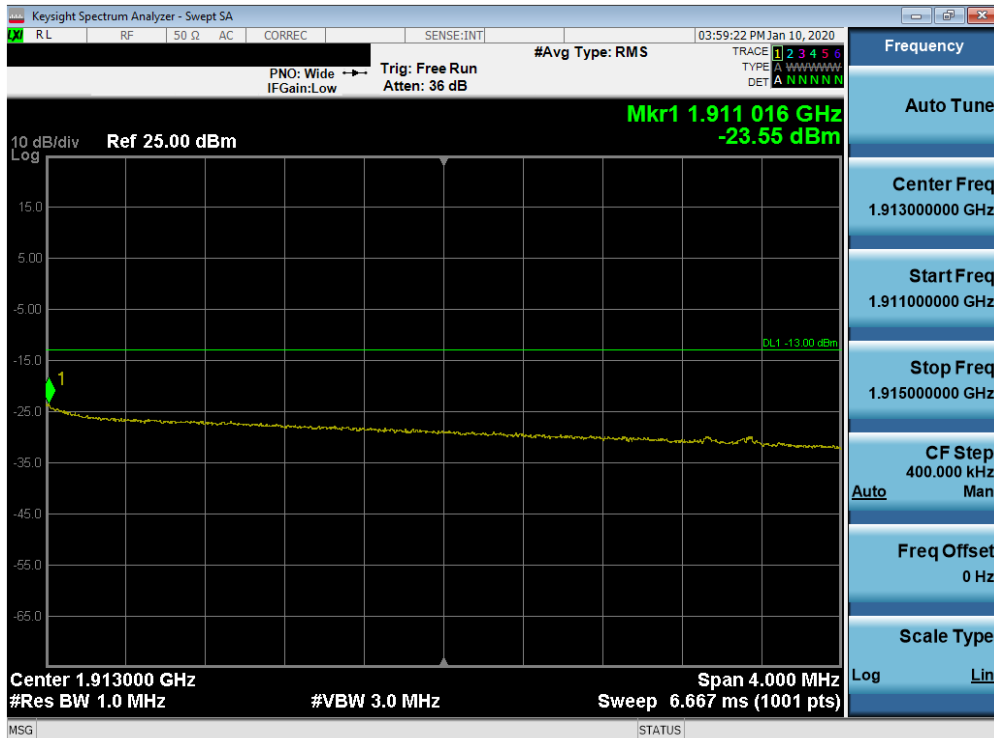


Plot 7-212. Lower Extended Band Edge Plot (Band 2 - 10.0MHz QPSK - Full RB Configuration)

FCC ID: ZNFV600AM		MEASUREMENT REPORT (CERTIFICATION)		Approved by: Quality Manager
Test Report S/N: 1M1912300229-03.ZNF	Test Dates: 12/30/2019 - 2/14/2020	EUT Type: Portable Handset		Page 130 of 302

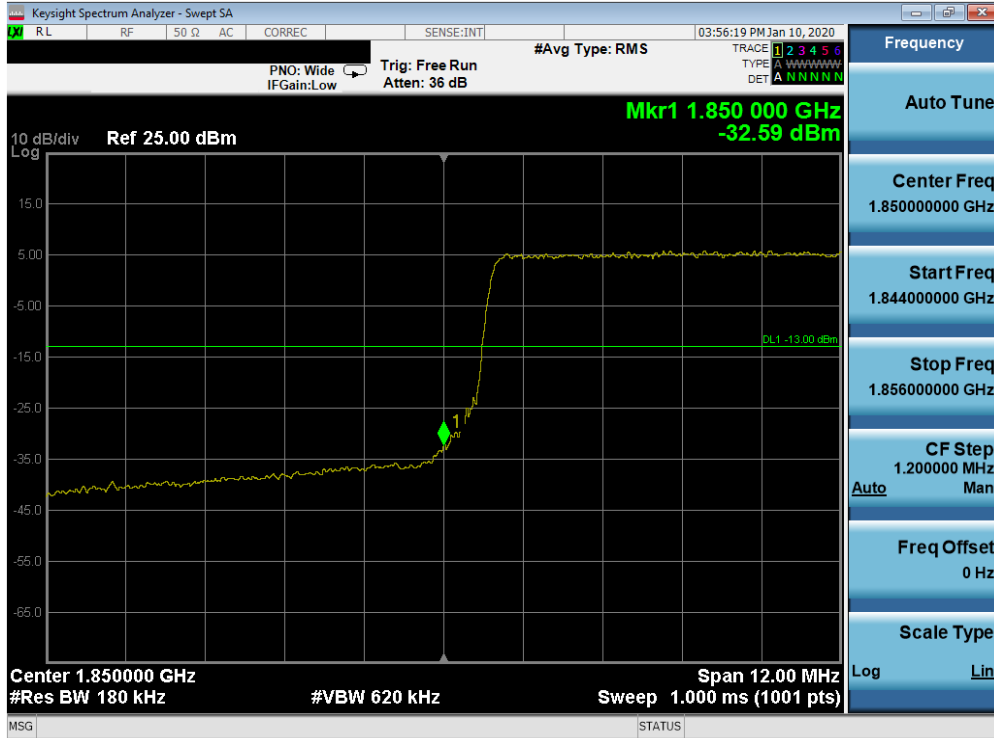


Plot 7-213. Upper Band Edge Plot (Band 2 - 10.0MHz QPSK - Full RB Configuration)

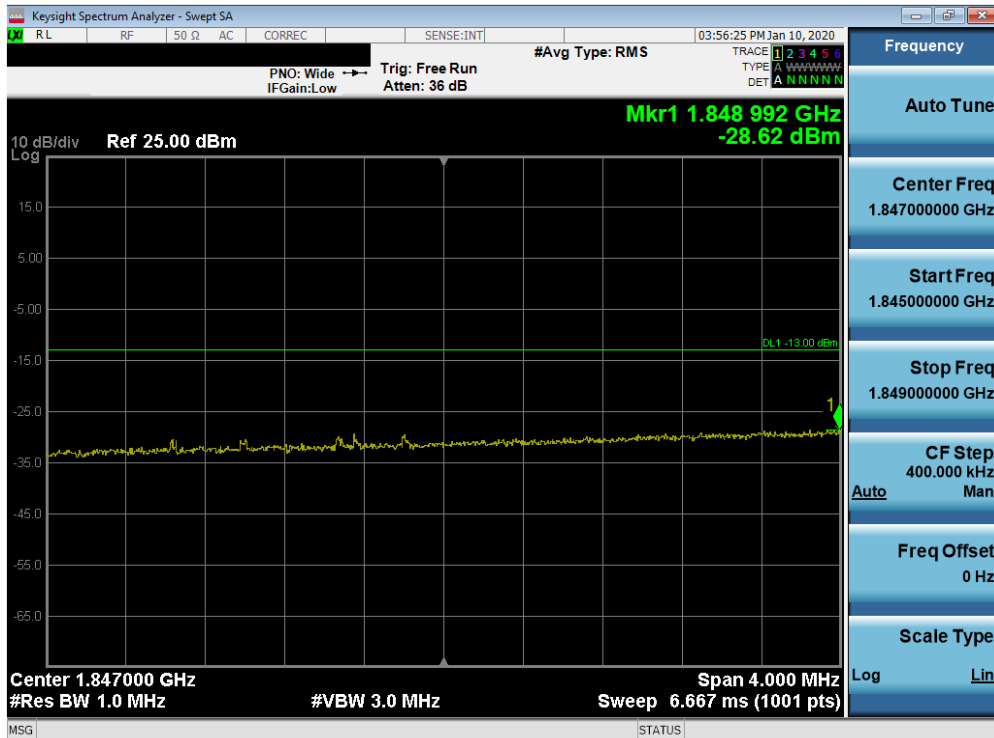


Plot 7-214. Upper Extended Band Edge Plot (Band 2 - 10.0MHz QPSK - Full RB Configuration)

FCC ID: ZNFV600AM		MEASUREMENT REPORT (CERTIFICATION)		Approved by: Quality Manager
Test Report S/N: 1M1912300229-03.ZNF	Test Dates: 12/30/2019 - 2/14/2020	EUT Type: Portable Handset		Page 131 of 302

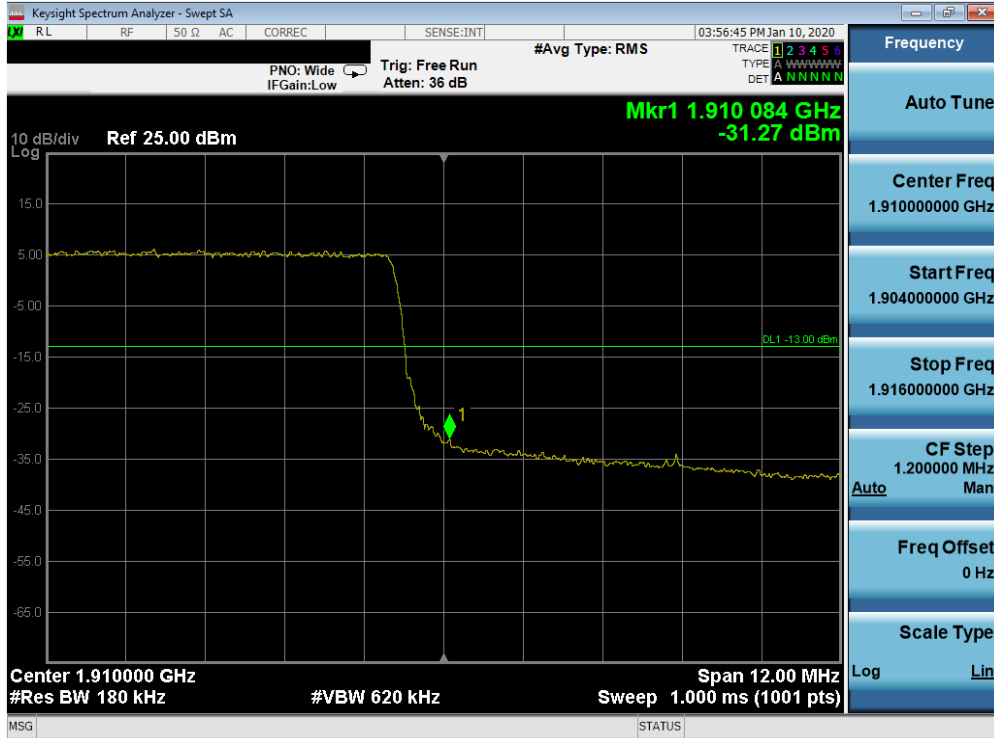


Plot 7-215. Lower Band Edge Plot (Band 2 - 15.0MHz QPSK - Full RB Configuration)

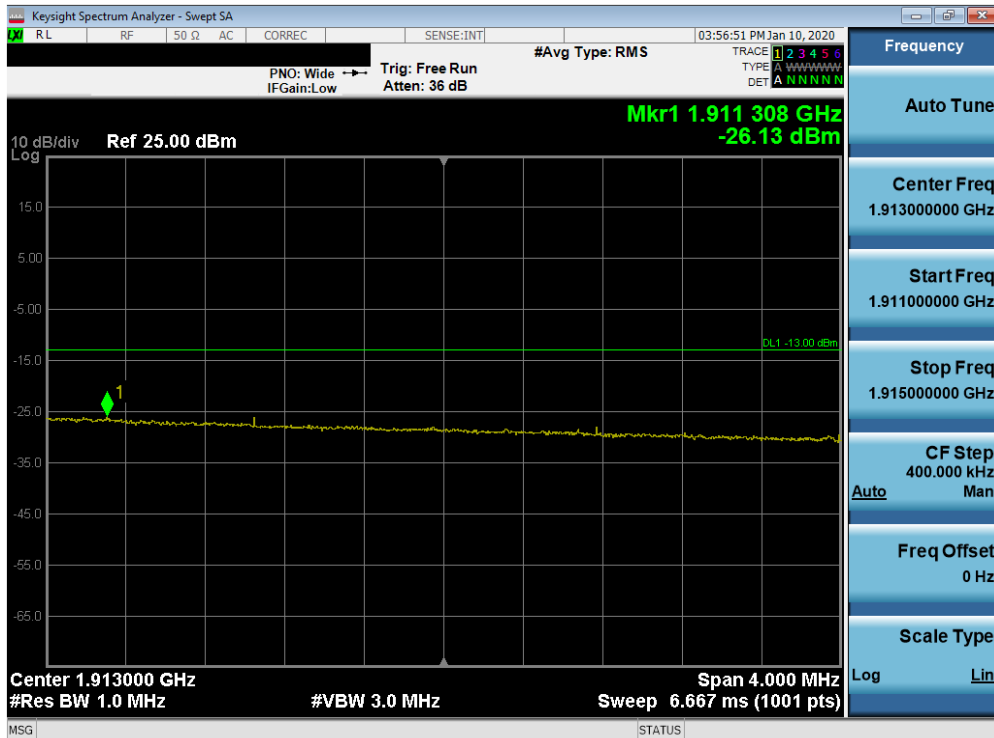


Plot 7-216. Lower Extended Band Edge Plot (Band 2 - 15.0MHz QPSK - Full RB Configuration)

FCC ID: ZNFV600AM		MEASUREMENT REPORT (CERTIFICATION)		Approved by: Quality Manager
Test Report S/N: 1M1912300229-03.ZNF	Test Dates: 12/30/2019 - 2/14/2020	EUT Type: Portable Handset		Page 132 of 302



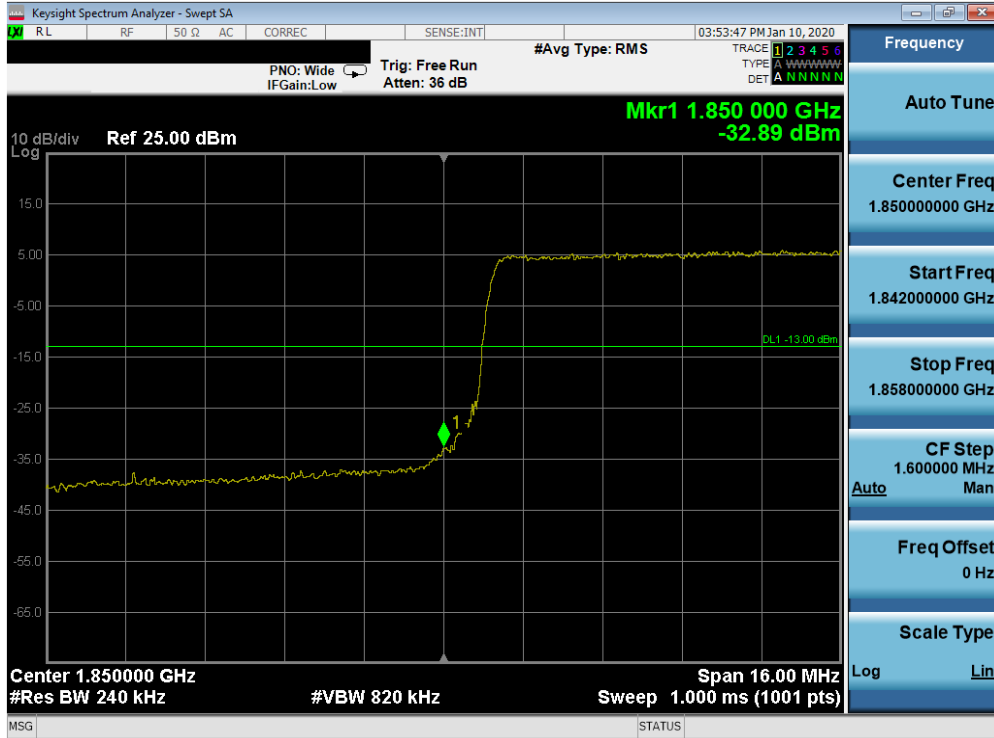
Plot 7-217. Upper Band Edge Plot (Band 2 - 15.0MHz QPSK - Full RB Configuration)



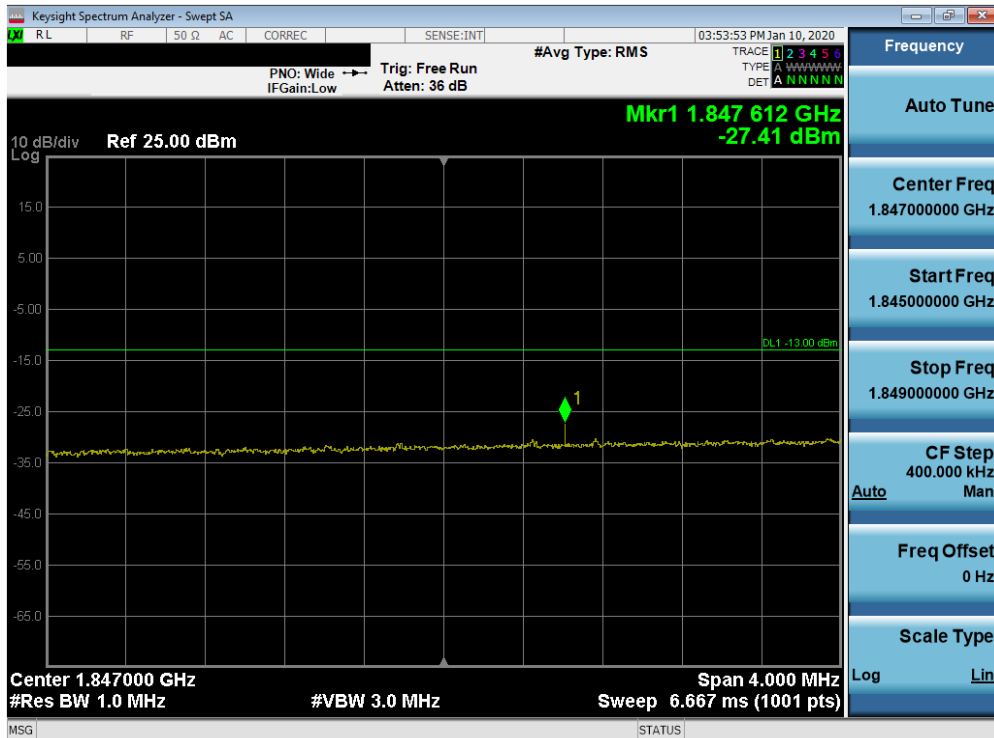
Plot 7-218. Upper Extended Band Edge Plot (Band 2 - 15.0MHz QPSK - Full RB Configuration)

FCC ID: ZNFV600AM		MEASUREMENT REPORT (CERTIFICATION)		Approved by: Quality Manager
Test Report S/N: 1M1912300229-03.ZNF	Test Dates: 12/30/2019 - 2/14/2020	EUT Type: Portable Handset		Page 133 of 302



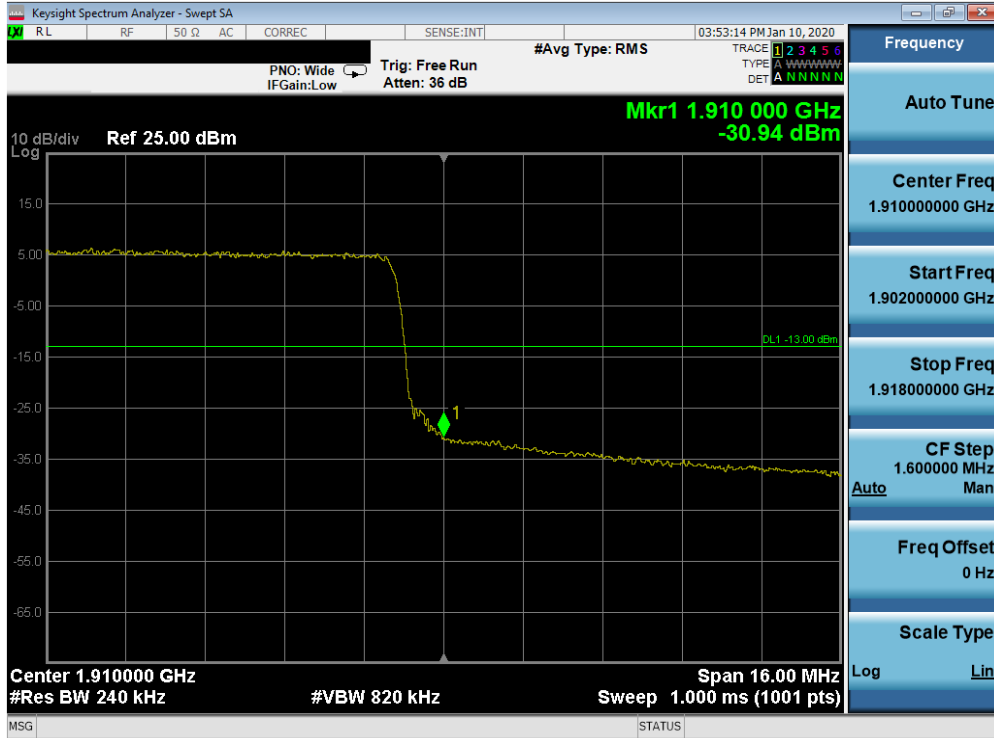


Plot 7-219. Lower Band Edge Plot (Band 2 - 20.0MHz QPSK - Full RB Configuration)

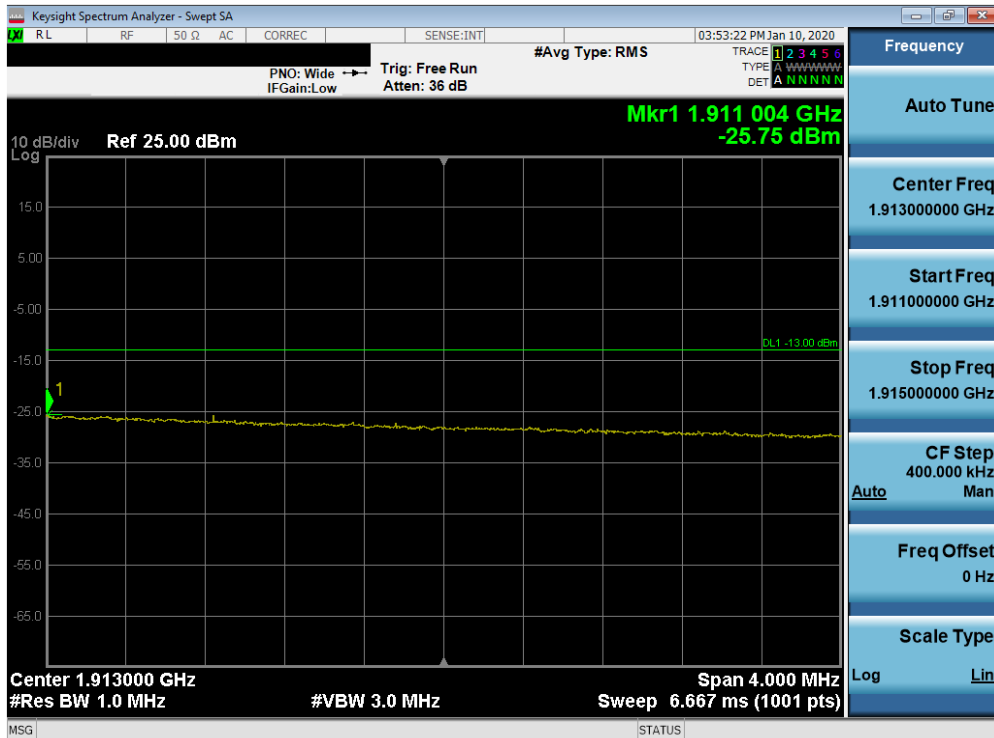


Plot 7-220. Lower Extended Band Edge Plot (Band 2 - 20.0MHz QPSK - Full RB Configuration)

FCC ID: ZNFV600AM		MEASUREMENT REPORT (CERTIFICATION)		Approved by: Quality Manager
Test Report S/N: 1M1912300229-03.ZNF	Test Dates: 12/30/2019 - 2/14/2020	EUT Type: Portable Handset		Page 134 of 302



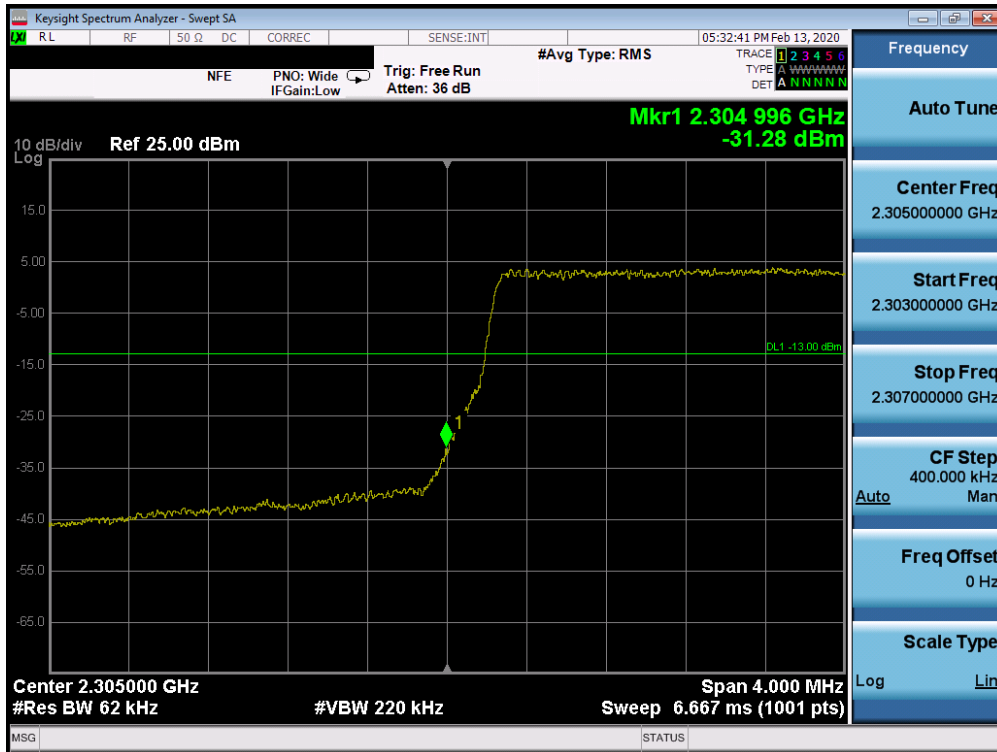
Plot 7-221. Upper Band Edge Plot (Band 2 - 20.0MHz QPSK - Full RB Configuration)



Plot 7-222. Upper Extended Band Edge Plot (Band 2 - 20.0MHz QPSK - Full RB Configuration)

FCC ID: ZNFV600AM		MEASUREMENT REPORT (CERTIFICATION)		Approved by: Quality Manager
Test Report S/N: 1M1912300229-03.ZNF	Test Dates: 12/30/2019 - 2/14/2020	EUT Type: Portable Handset		Page 135 of 302

# Band 30



Plot 7-223. Lower Band Edge Plot (Band 30 - 5.0MHz QPSK - Full RB Configuration)

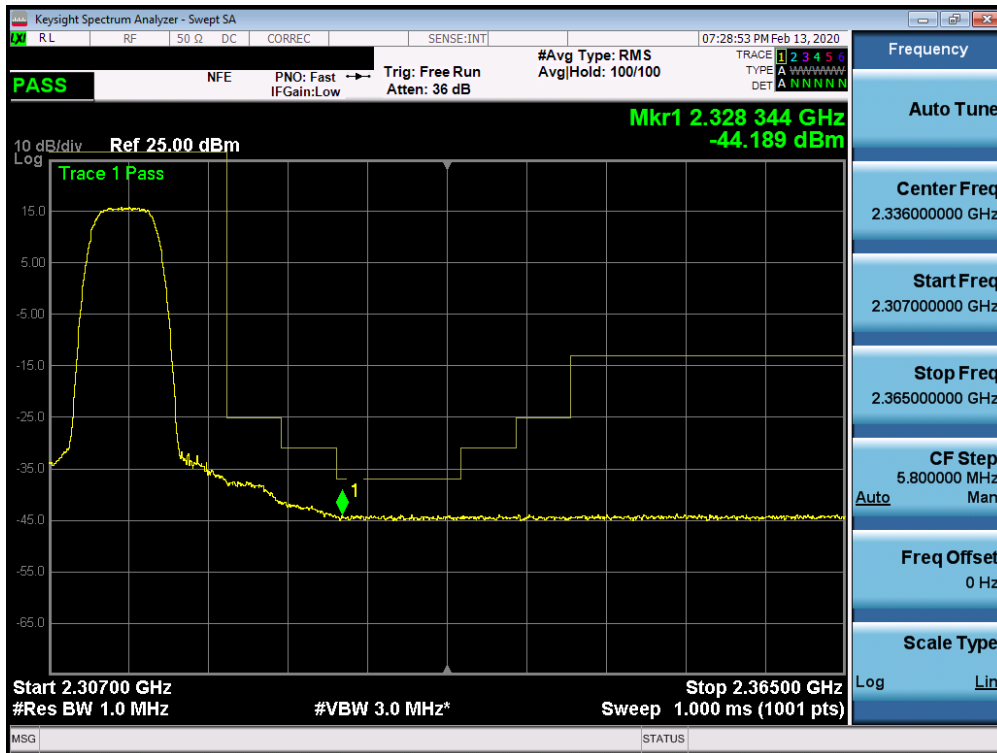


Plot 7-224. Lower Extended Band Edge Plot (Band 30 - 5.0MHz QPSK - Full RB Configuration)

FCC ID: ZNFV600AM		MEASUREMENT REPORT (CERTIFICATION)		Approved by: Quality Manager
Test Report S/N: 1M1912300229-03.ZNF	Test Dates: 12/30/2019 - 2/14/2020	EUT Type: Portable Handset		Page 136 of 302

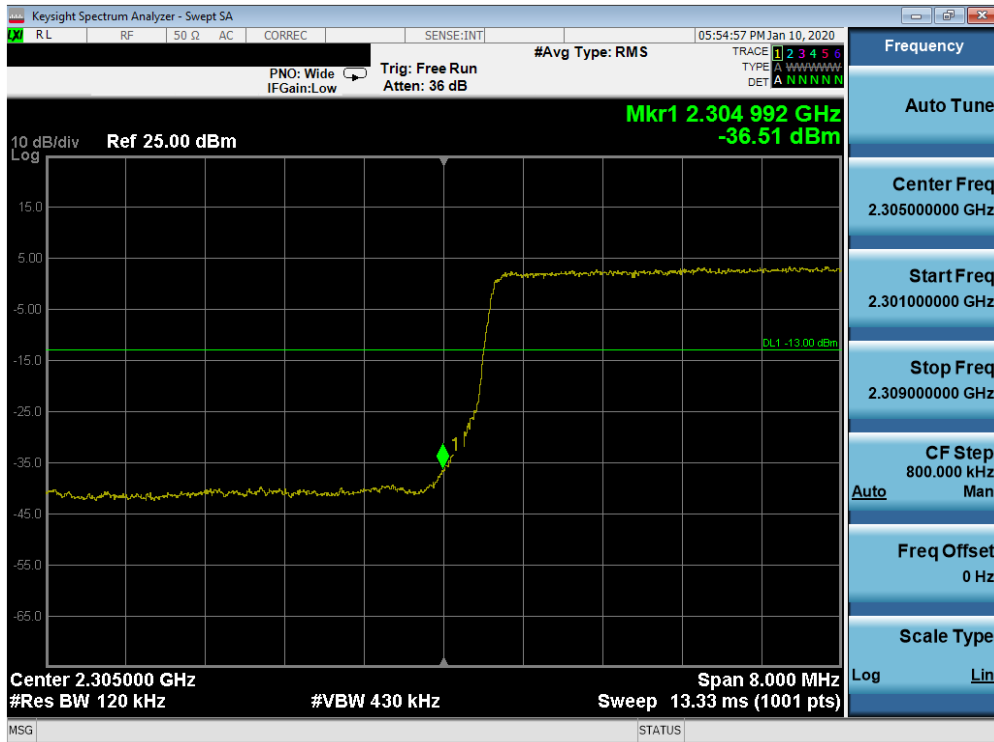


Plot 7-225. Upper Band Edge Plot (Band 30 - 5.0MHz QPSK - Full RB Configuration)

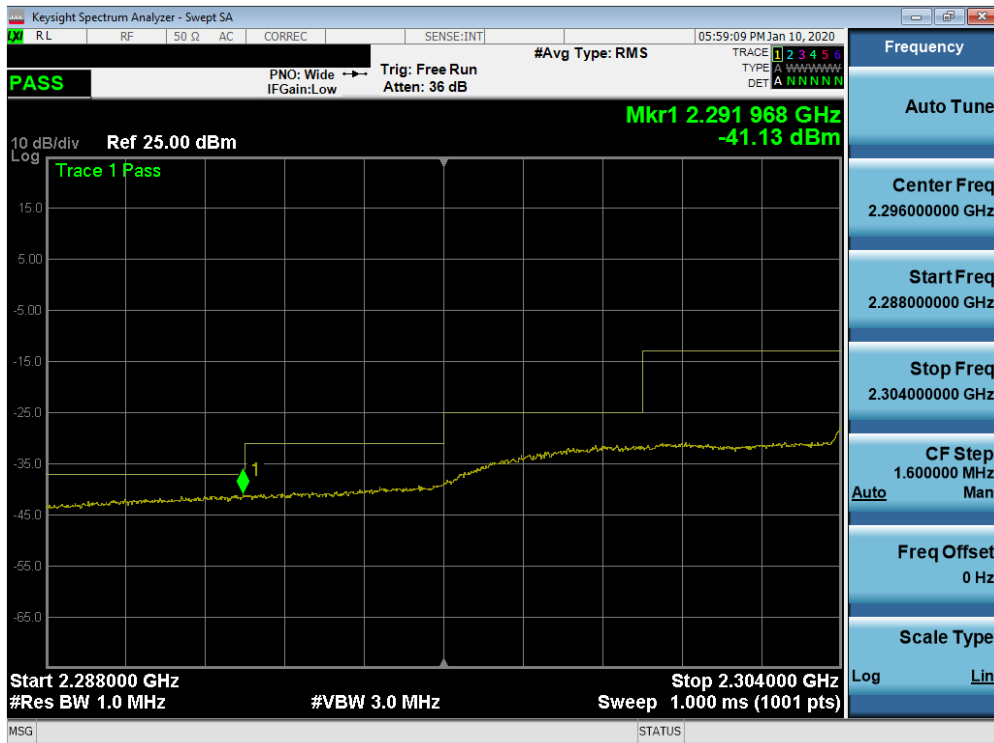


Plot 7-226. Upper Extended Band Edge Plot (Band 30 - 5.0MHz QPSK - Full RB Configuration)

FCC ID: ZNFV600AM		MEASUREMENT REPORT (CERTIFICATION)		Approved by: Quality Manager
Test Report S/N: 1M1912300229-03.ZNF	Test Dates: 12/30/2019 - 2/14/2020	EUT Type: Portable Handset		Page 137 of 302



Plot 7-227. Lower Band Edge Plot (Band 30 - 10.0MHz QPSK - Full RB Configuration)

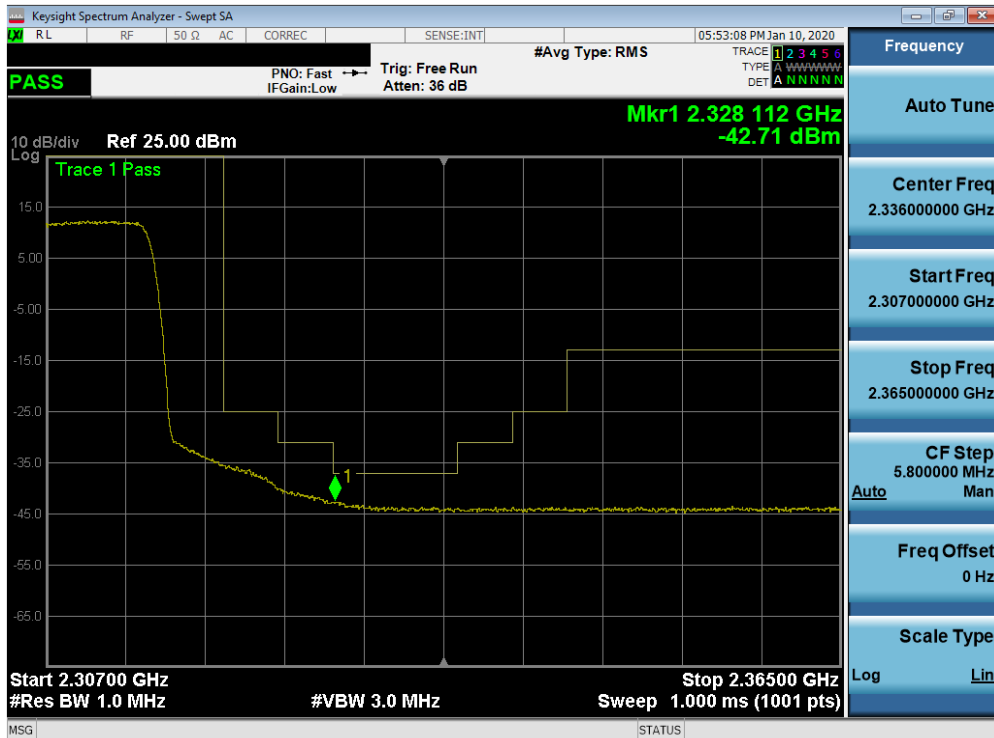


Plot 7-228. Lower Extended Band Edge Plot (Band 30 - 10.0MHz QPSK - Full RB Configuration)

FCC ID: ZNFV600AM		MEASUREMENT REPORT (CERTIFICATION)		Approved by: Quality Manager
Test Report S/N: 1M1912300229-03.ZNF	Test Dates: 12/30/2019 - 2/14/2020	EUT Type: Portable Handset		Page 138 of 302



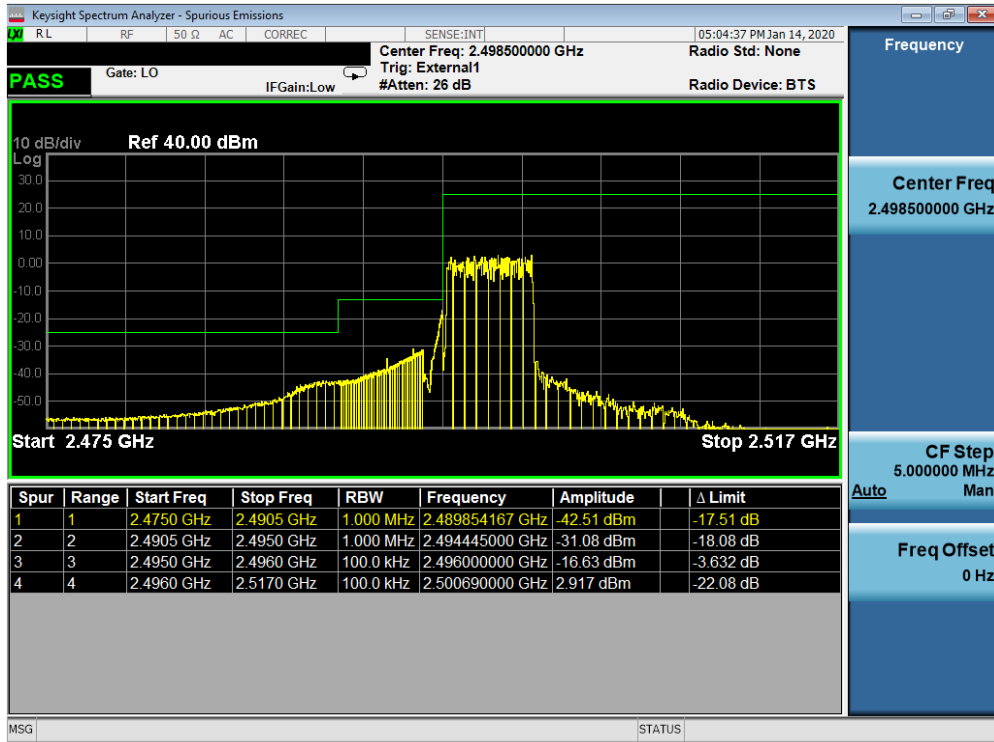
Plot 7-229. Upper Band Edge Plot (Band 30 - 10.0MHz QPSK - Full RB Configuration)



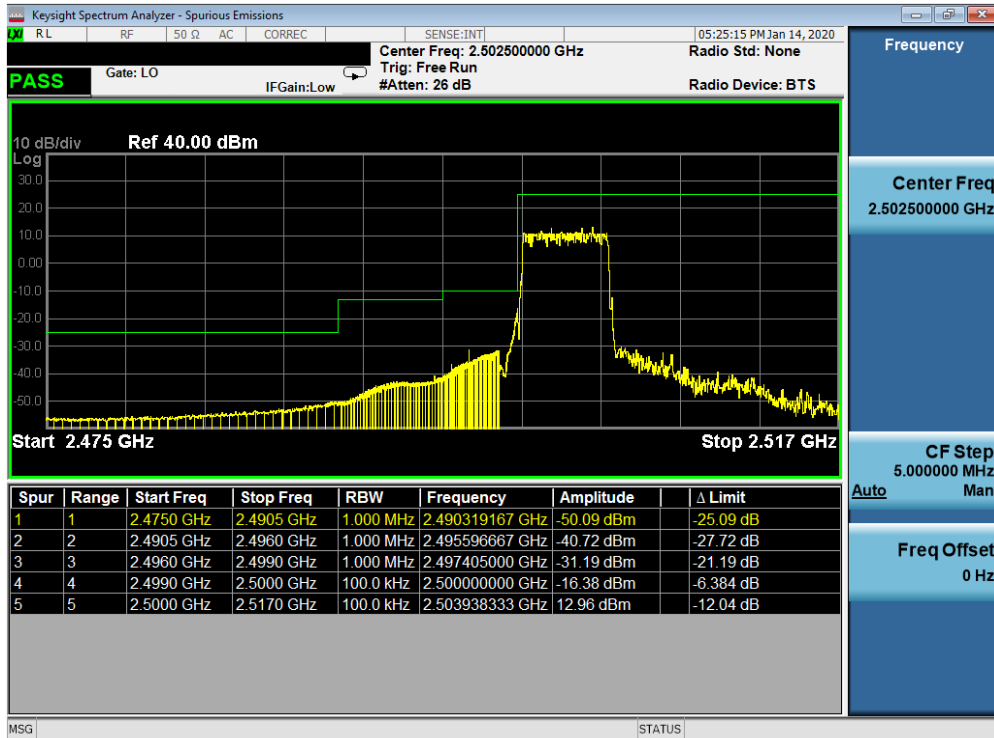
Plot 7-230. Upper Extended Band Edge Plot (Band 30 - 10.0MHz QPSK - Full RB Configuration)

FCC ID: ZNFV600AM		MEASUREMENT REPORT (CERTIFICATION)		Approved by: Quality Manager
Test Report S/N: 1M1912300229-03.ZNF	Test Dates: 12/30/2019 - 2/14/2020	EUT Type: Portable Handset		Page 139 of 302

# Band 41

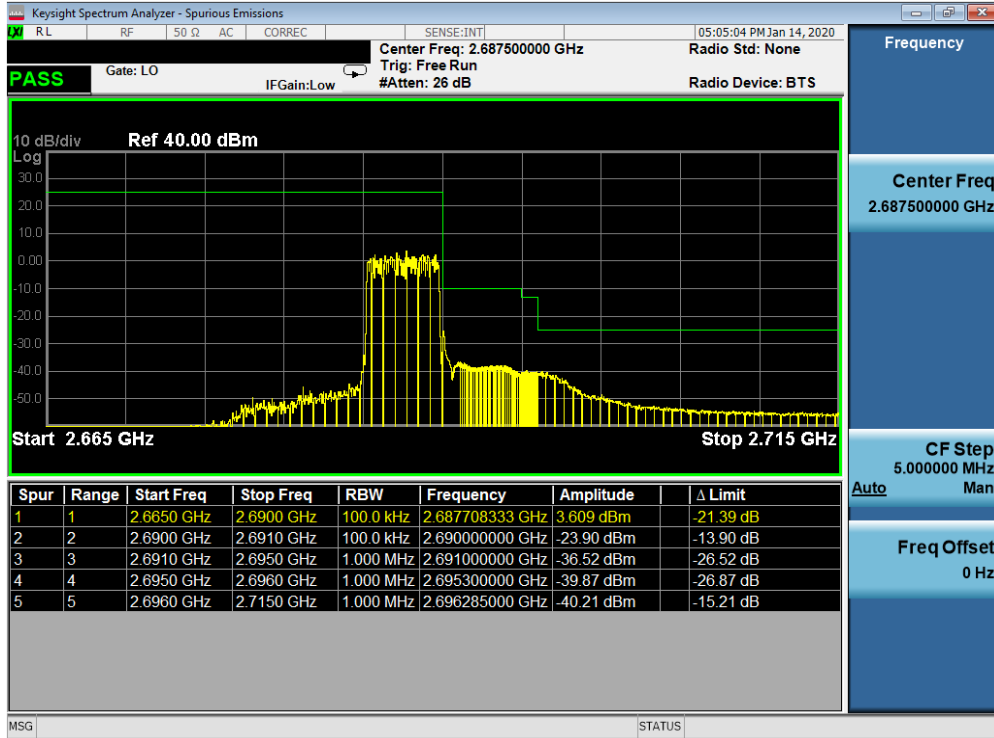


Plot 7-231. Lower ACP Plot at 2496 MHz (Band 41 - 5.0MHz QPSK - Full RB Configuration)

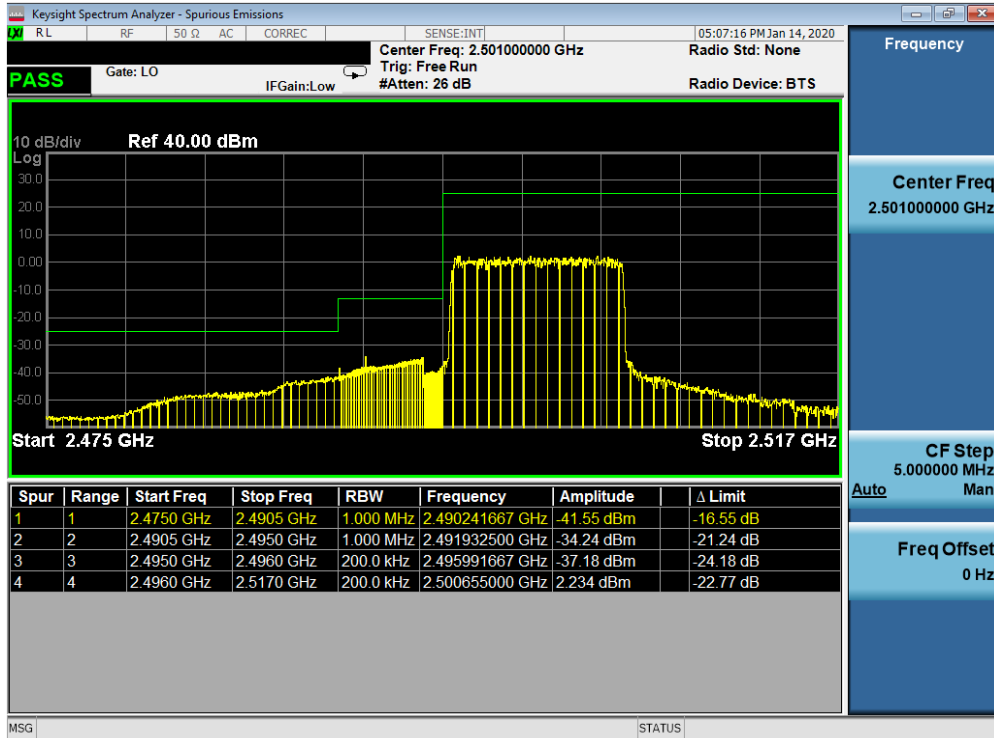


Plot 7-232. Lower ACP Plot at 2500 MHz (Band 41 - 5.0MHz QPSK - Full RB Configuration)

FCC ID: ZNFV600AM		MEASUREMENT REPORT (CERTIFICATION)		Approved by: Quality Manager
Test Report S/N: 1M1912300229-03.ZNF	Test Dates: 12/30/2019 - 2/14/2020	EUT Type: Portable Handset		Page 140 of 302



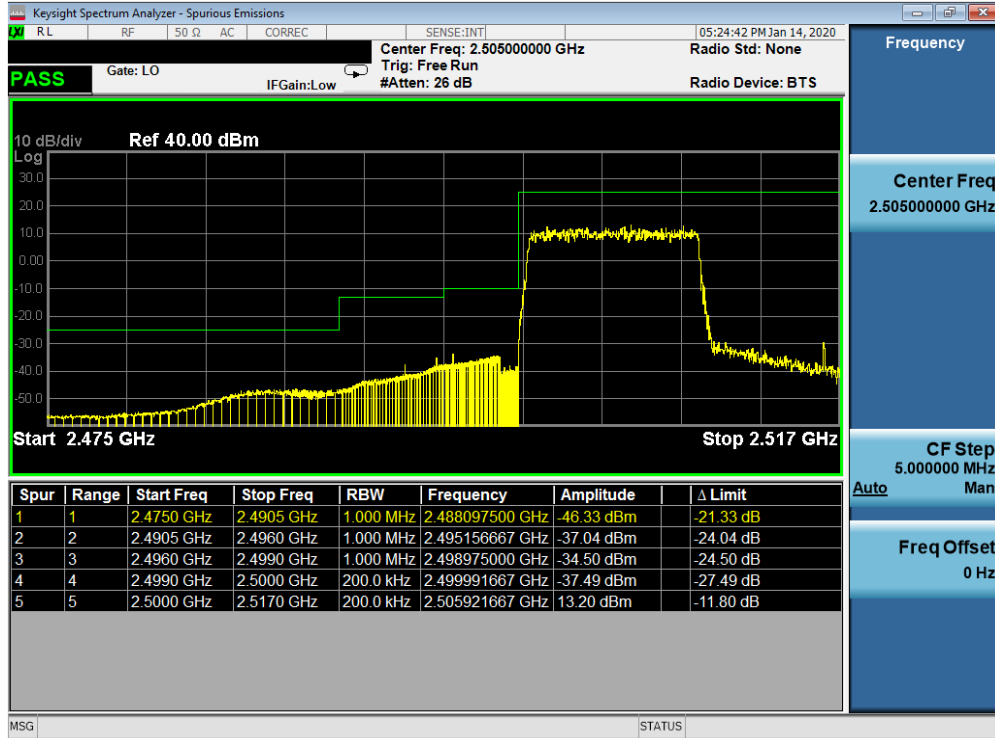
Plot 7-233. Upper ACP Plot (Band 41 - 5.0MHz QPSK - Full RB Configuration)



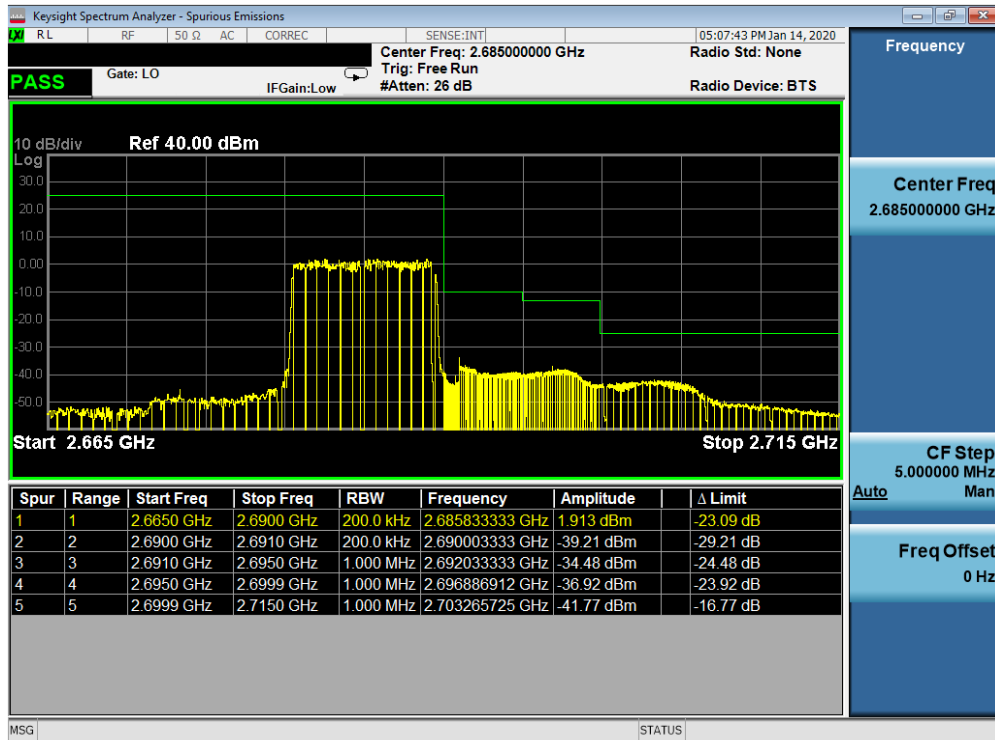
Plot 7-234. Lower ACP Plot at 2496 MHz (Band 41 - 10.0MHz QPSK - Full RB Configuration)

FCC ID: ZNFV600AM		MEASUREMENT REPORT (CERTIFICATION)		Approved by: Quality Manager
Test Report S/N: 1M1912300229-03.ZNF	Test Dates: 12/30/2019 - 2/14/2020	EUT Type: Portable Handset		Page 141 of 302



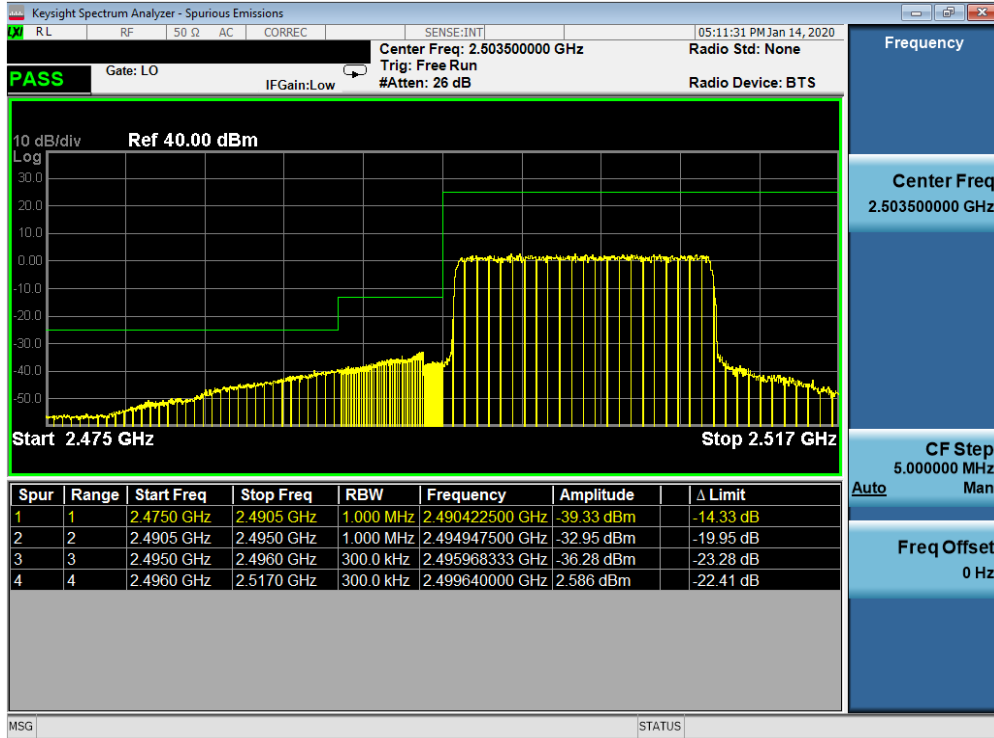


Plot 7-235. Lower ACP Plot at 2500 MHz (Band 41 - 10.0MHz QPSK - Full RB Configuration)

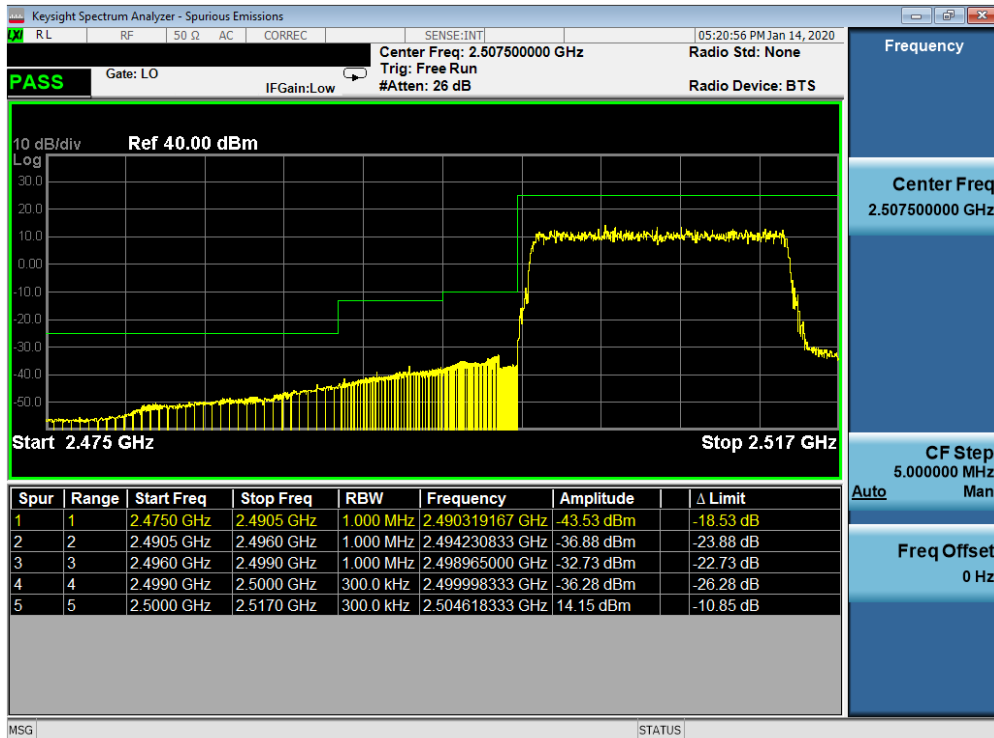


Plot 7-236. Upper ACP Plot (Band 41 - 10.0MHz QPSK - Full RB Configuration)

FCC ID: ZNFV600AM		MEASUREMENT REPORT (CERTIFICATION)		Approved by: Quality Manager
Test Report S/N: 1M1912300229-03.ZNF	Test Dates: 12/30/2019 - 2/14/2020	EUT Type: Portable Handset		Page 142 of 302

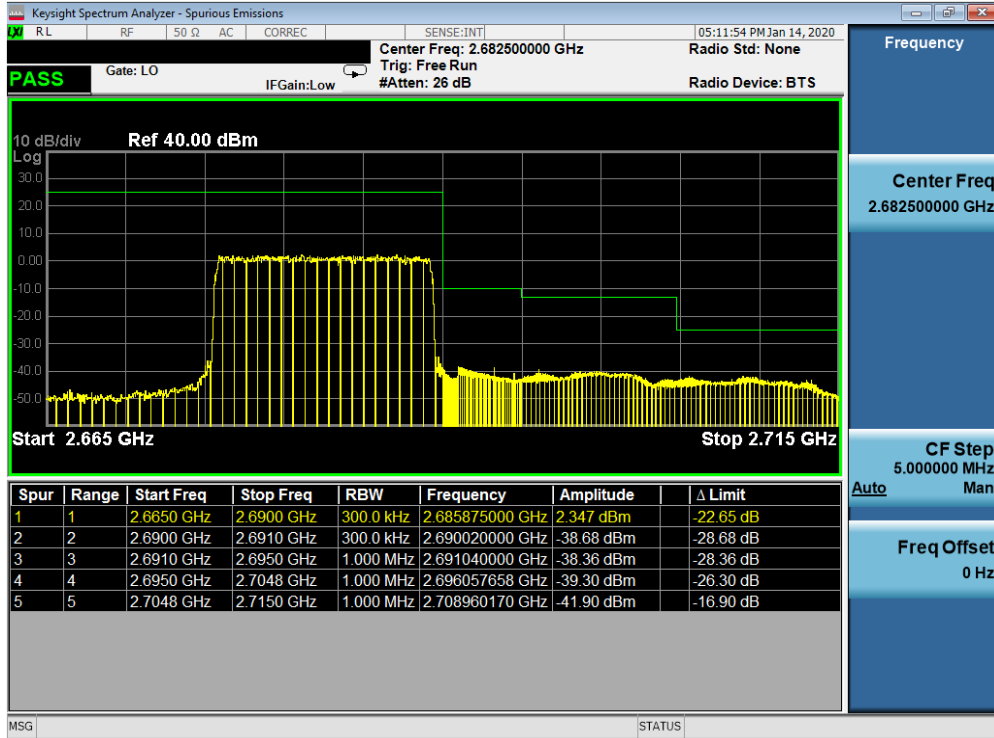


Plot 7-237. Lower ACP Plot at 2496 MHz (Band 41 - 15.0MHz QPSK - Full RB Configuration)

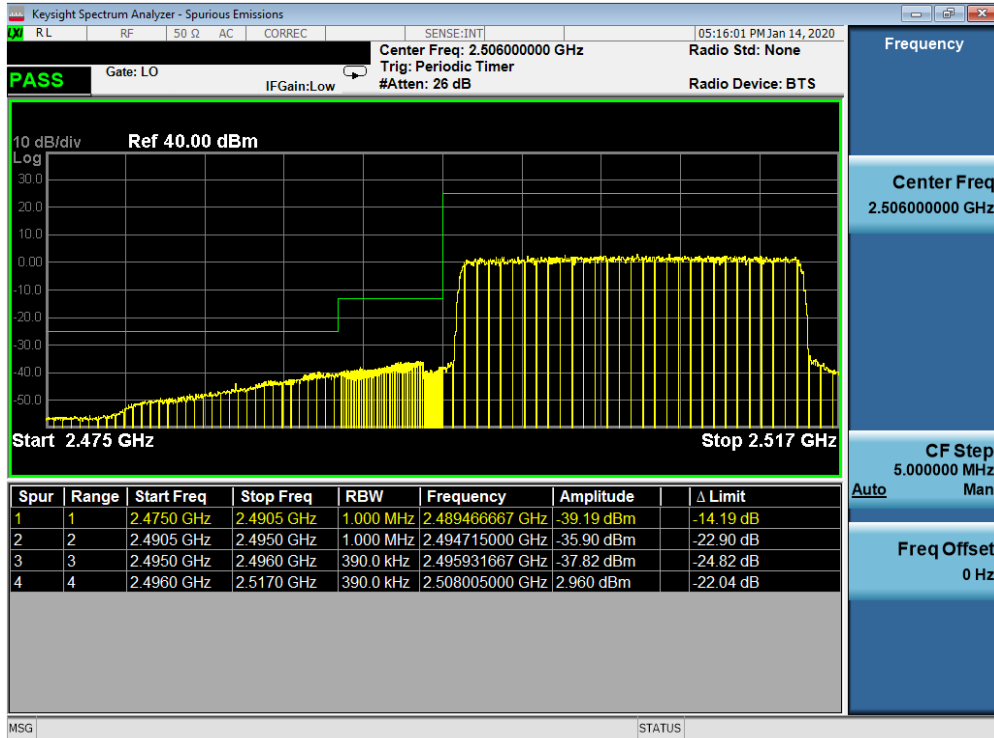


Plot 7-238. Lower ACP Plot at 2500 MHz (Band 41 - 15.0MHz QPSK - Full RB Configuration)

FCC ID: ZNFV600AM		MEASUREMENT REPORT (CERTIFICATION)		Approved by: Quality Manager
Test Report S/N: 1M1912300229-03.ZNF	Test Dates: 12/30/2019 - 2/14/2020	EUT Type: Portable Handset		Page 143 of 302

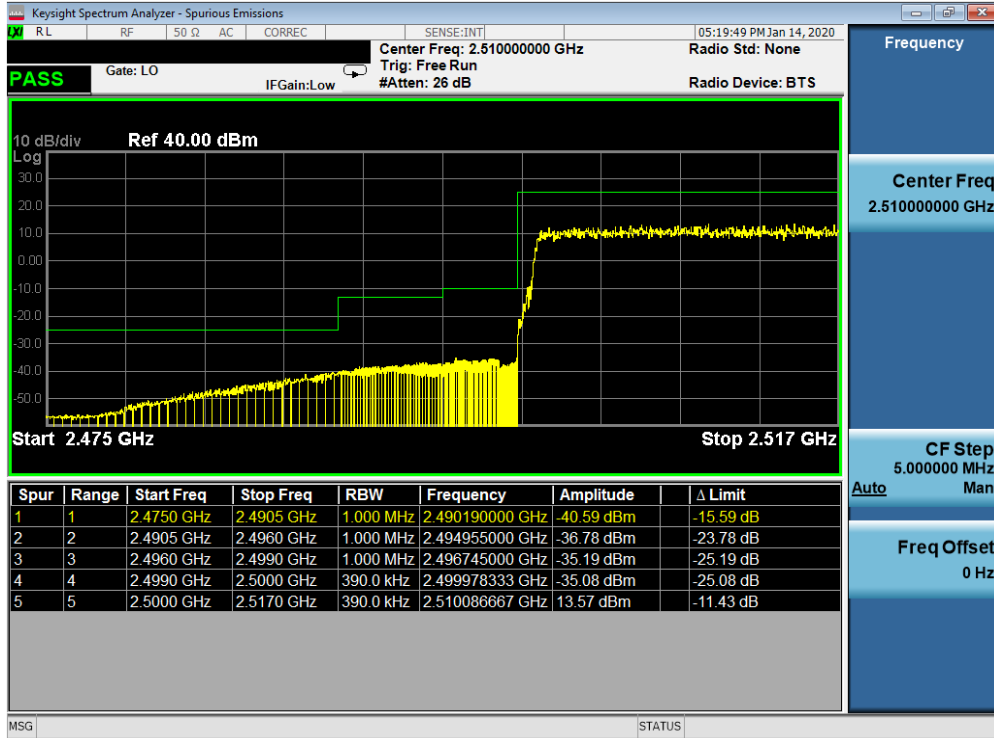


Plot 7-239. Upper ACP Plot (Band 41 - 15.0MHz QPSK - Full RB Configuration)

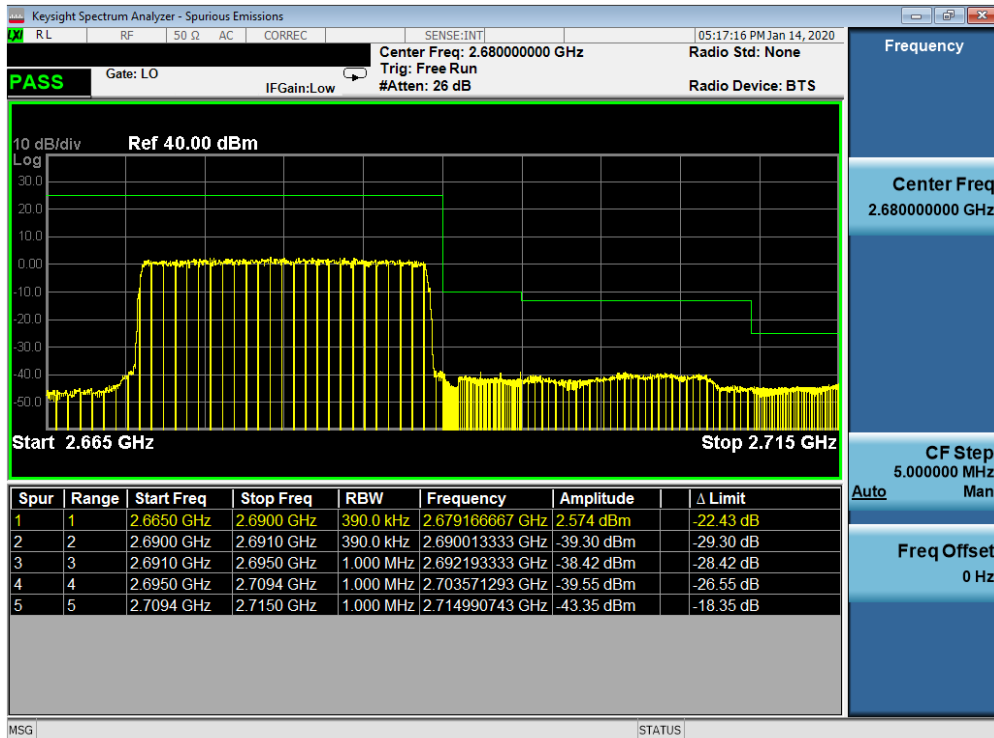


Plot 7-240. Lower ACP Plot at 2496 MHz (Band 41 - 20.0MHz QPSK - Full RB Configuration)

FCC ID: ZNFV600AM		MEASUREMENT REPORT (CERTIFICATION)		Approved by: Quality Manager
Test Report S/N: 1M1912300229-03.ZNF	Test Dates: 12/30/2019 - 2/14/2020	EUT Type: Portable Handset		Page 144 of 302



Plot 7-241. Lower ACP Plot at 2500 MHz (Band 41 - 20.0MHz QPSK - Full RB Configuration)



Plot 7-242. Upper ACP Plot (Band 41 - 20.0MHz QPSK - Full RB Configuration)

FCC ID: ZNFV600AM		MEASUREMENT REPORT (CERTIFICATION)		Approved by: Quality Manager
Test Report S/N: 1M1912300229-03.ZNF	Test Dates: 12/30/2019 - 2/14/2020	EUT Type: Portable Handset		Page 145 of 302