





# APPENDIX F: SAR TEST SETUP PHOTOGRAPHS AND ANTENNA DIAGRAM



<b>FCC ID</b> ZNFV495		<b>SAR EVALUATION REPORT</b>		<b>Reviewed by:</b> Quality Manager
<b>Test Dates:</b> 03/16/15 - 03/25/15	<b>DUT Type:</b> Portable Tablet			APPENDIX F: Page 1 of 5



**SAR Test Setup Photo 1: Back Side at 2.2 cm**



**SAR Test Setup Photo 2: Back Side at 0.0 cm**



<b>FCC ID</b> ZNFV495		<b>SAR EVALUATION REPORT</b>		<b>Reviewed by:</b> Quality Manager
<b>Test Dates:</b> 03/16/15 - 03/25/15	<b>DUT Type:</b> Portable Tablet	<b>APPENDIX F:</b> Page 2 of 5		




**SAR Test Setup Photo 3: Top Edge at 1.9 cm**




**SAR Test Setup Photo 4: Top Edge at 0.0 cm**



<b>FCC ID</b> ZNFV495		<b>SAR EVALUATION REPORT</b>	 <b>Reviewed by:</b> Quality Manager
<b>Test Dates:</b> 03/16/15 - 03/25/15	<b>DUT Type:</b> Portable Tablet	<b>APPENDIX F:</b> Page 3 of 5	



**SAR Test Setup Photo 5: Right Edge at 0.7 cm**

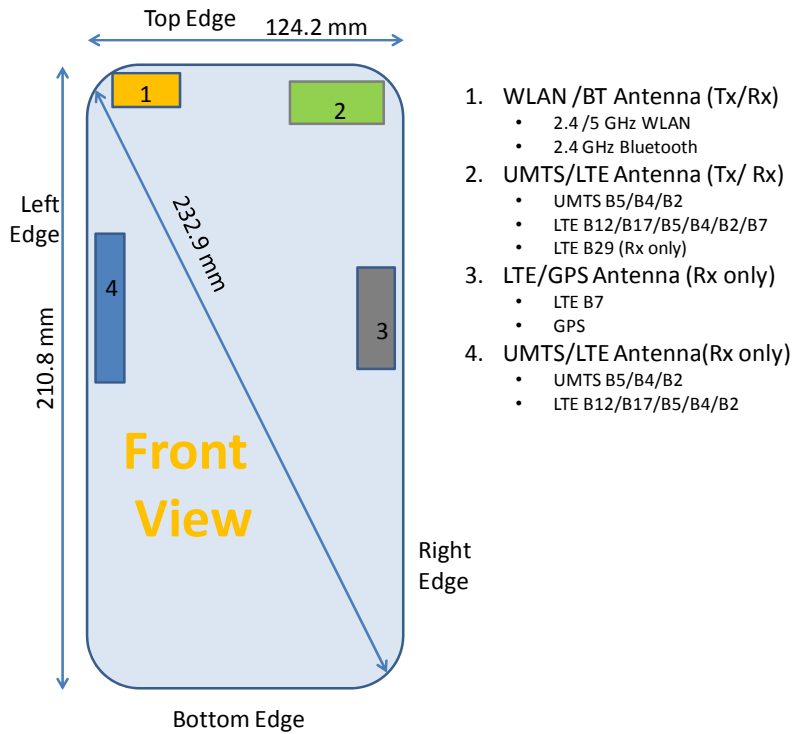


**SAR Test Setup Photo 6: Right Edge at 0.0 cm**



<b>FCC ID</b> ZNFV495		<b>SAR EVALUATION REPORT</b>	 <b>Reviewed by:</b> Quality Manager
<b>Test Dates:</b> 03/16/15 - 03/25/15	<b>DUT Type:</b> Portable Tablet	<b>APPENDIX F:</b> Page 4 of 5	



**SAR Test Setup Photo 7: Left Edge at 0.0 cm**



**Figure F-1  
DUT Antenna Locations**

FCC ID ZNFV495	 PCTEST ENGINEERING LABORATORY, INC.	SAR EVALUATION REPORT	 LG	Reviewed by: Quality Manager
Test Dates: 03/16/15 - 03/25/15	DUT Type: Portable Tablet			APPENDIX F: Page 5 of 5