


## Appendix A. Setup Photographs


<Radiated Emission>

Y Plane for Cellular Band

LF




HF



Z Plane for PCS Band

LF



HF

