

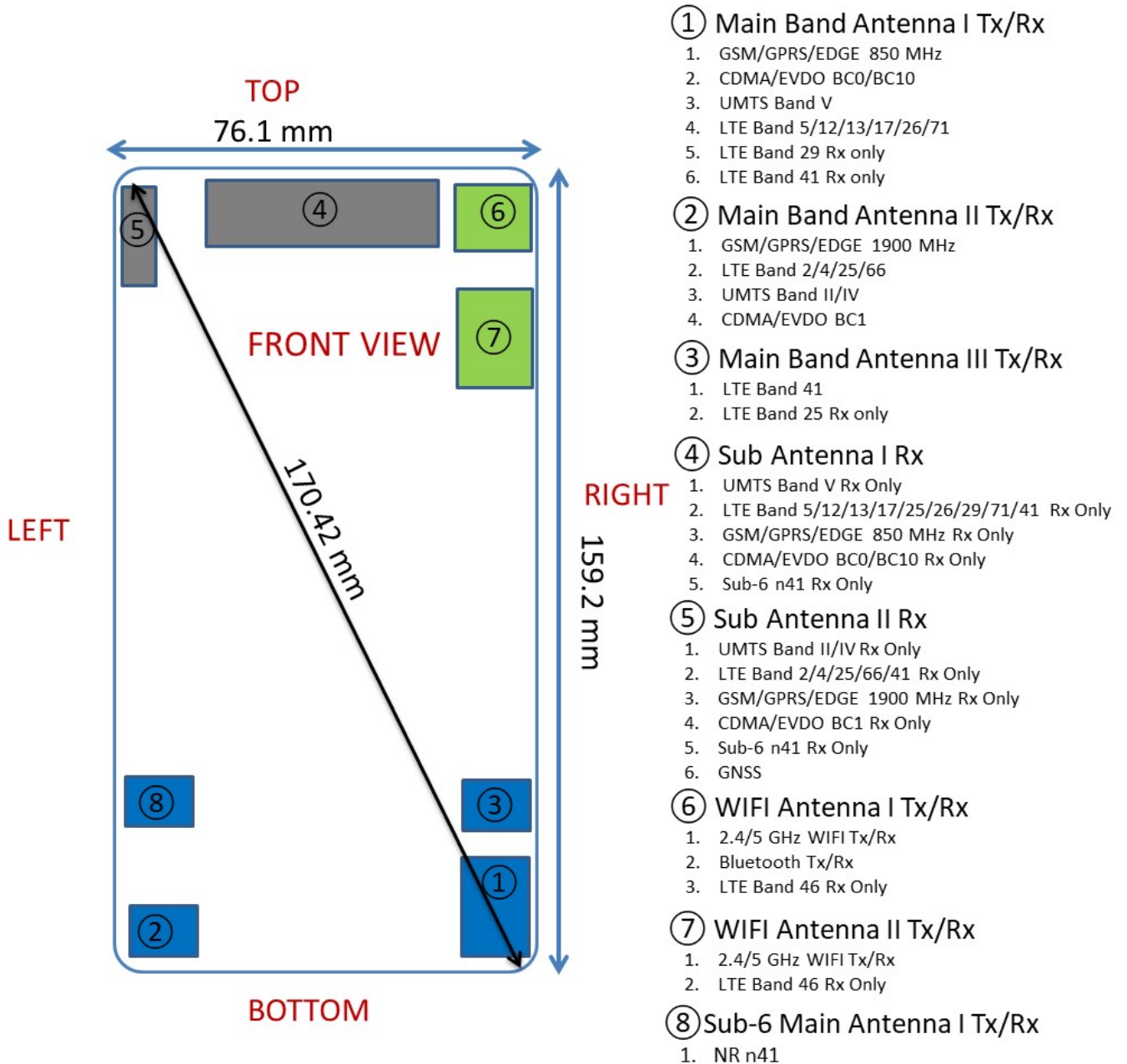




# APPENDIX F: DUT ANTENNA DIAGRAM & SAR TEST SETUP PHOTOGRAPHS

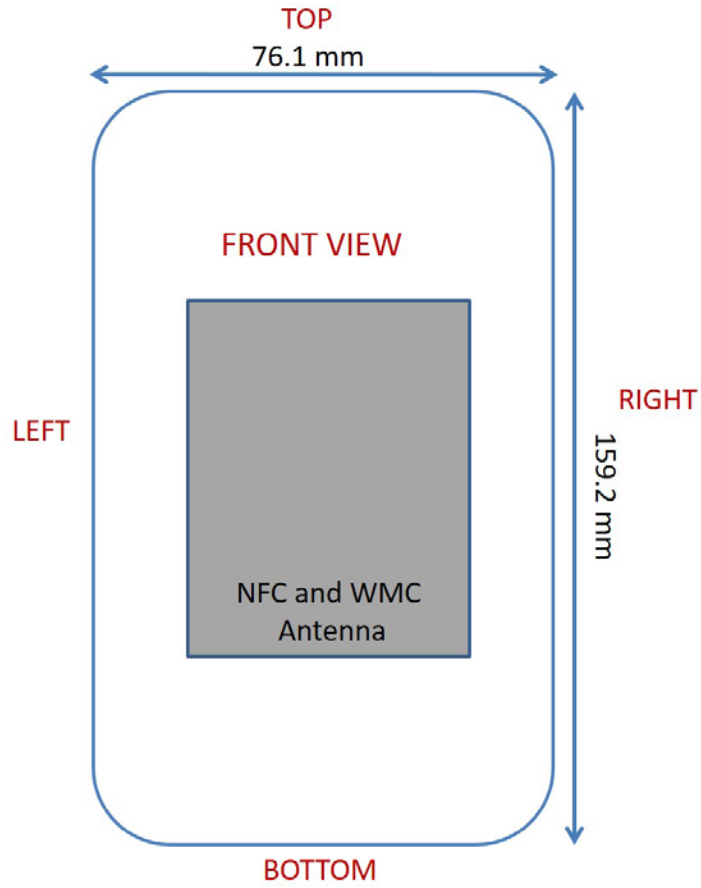
<b>FCC ID:</b> ZNFV450PM		<b>SAR EVALUATION REPORT</b>		<b>Approved by:</b> Quality Manager
<b>Test Dates:</b> 1/16/19 - 02/13/19	<b>DUT Type:</b> Portable Handset			<b>APPENDIX F:</b> Page 1 of 13





Note: Exact antenna dimensions and separation distances are shown in the Technical Descriptions in the FCC Filing.


**Figure F-1**  
**DUT Antenna Locations**

<b>FCC ID:</b> ZNFV450PM		<b>SAR EVALUATION REPORT</b>		<b>Approved by:</b> Quality Manager
<b>Test Dates:</b> 1/16/19 - 02/13/19	<b>DUT Type:</b> Portable Handset			APPENDIX F: Page 2 of 13




**Figure F-2**  
**NFC Antenna Locations**



<b>FCC ID:</b> ZNFV450PM	 <small>ENGINEERING LABORATORY, INC.</small>	<b>SAR EVALUATION REPORT</b>		<b>Approved by:</b> Quality Manager
<b>Test Dates:</b> 1/16/19 - 02/13/19	<b>DUT Type:</b> Portable Handset			APPENDIX F: Page 3 of 13



SAR Test Setup Photo 1 – Right Cheek



SAR Test Setup Photo 2 – Right Tilt



<b>FCC ID:</b> ZNFV450PM		<b>SAR EVALUATION REPORT</b>		<b>Approved by:</b> Quality Manager
<b>Test Dates:</b> 1/16/19 - 02/13/19	<b>DUT Type:</b> Portable Handset			<b>APPENDIX F:</b> Page 4 of 13



**SAR Test Setup Photo 3 – Left Cheek**



**SAR Test Setup Photo 4 – Left Tilt**



<b>FCC ID:</b> ZNFV450PM		<b>SAR EVALUATION REPORT</b>		<b>Approved by:</b> Quality Manager
<b>Test Dates:</b> 1/16/19 - 02/13/19	<b>DUT Type:</b> Portable Handset			<b>APPENDIX F:</b> Page 5 of 13



**SAR Test Setup Photo 5 – Back Side at 10mm**



**SAR Test Setup Photo 6 – Back Side at 2mm**



<b>FCC ID:</b> ZNFV450PM	 <small>ENGINEERING LABORATORY, INC.</small>	<b>SAR EVALUATION REPORT</b>		<b>Approved by:</b> Quality Manager
<b>Test Dates:</b> 1/16/19 - 02/13/19	<b>DUT Type:</b> Portable Handset			APPENDIX F: Page 6 of 13



**SAR Test Setup Photo 7 – Back Side at 0mm**



**SAR Test Setup Photo 8 – Front Side at 10mm**

<b>FCC ID:</b> ZNFV450PM		<b>SAR EVALUATION REPORT</b>		<b>Approved by:</b> Quality Manager
<b>Test Dates:</b> 1/16/19 - 02/13/19	<b>DUT Type:</b> Portable Handset			<b>APPENDIX F:</b> Page 7 of 13







**SAR Test Setup Photo 9 – Front Side at 1mm**



**SAR Test Setup Photo 10 – Front Side at 0mm**

<b>FCC ID:</b> ZNFV450PM		<b>SAR EVALUATION REPORT</b>		<b>Approved by:</b> Quality Manager
<b>Test Dates:</b> 1/16/19 - 02/13/19	<b>DUT Type:</b> Portable Handset			<b>APPENDIX F:</b> Page 8 of 13







**SAR Test Setup Photo 11 – Bottom Edge at 10mm**



**SAR Test Setup Photo 12 – Bottom Edge at 3mm**



<b>FCC ID:</b> ZNFV450PM		<b>SAR EVALUATION REPORT</b>		<b>Approved by:</b> Quality Manager
<b>Test Dates:</b> 1/16/19 - 02/13/19	<b>DUT Type:</b> Portable Handset	<b>APPENDIX F:</b> Page 9 of 13		



**SAR Test Setup Photo 13 – Bottom Edge at 0mm**



**SAR Test Setup Photo 14 – Top Edge at 10mm**



<b>FCC ID:</b> ZNFV450PM	 <small>ENGINEERING LABORATORY, INC.</small>	<b>SAR EVALUATION REPORT</b>		<b>Approved by:</b> Quality Manager
<b>Test Dates:</b> 1/16/19 - 02/13/19	<b>DUT Type:</b> Portable Handset			APPENDIX F: Page 10 of 13



**SAR Test Setup Photo 15 – Top Edge at 0mm**




**SAR Test Setup Photo 16 – Right Edge at 10mm**



<b>FCC ID:</b> ZNFV450PM	 <small>PCTEST ENGINEERING LABORATORY, INC.</small>	<b>SAR EVALUATION REPORT</b>		<b>Approved by:</b> Quality Manager
<b>Test Dates:</b> 1/16/19 - 02/13/19	<b>DUT Type:</b> Portable Handset			APPENDIX F: Page 11 of 13



**SAR Test Setup Photo 17 – Right Edge at 0mm**



**SAR Test Setup Photo 18 – Left Edge at 10mm**



<b>FCC ID:</b> ZNFV450PM	 <small>PCTEST ENGINEERING LABORATORY, INC.</small>	<b>SAR EVALUATION REPORT</b>		<b>Approved by:</b> Quality Manager
<b>Test Dates:</b> 1/16/19 - 02/13/19	<b>DUT Type:</b> Portable Handset			APPENDIX F: Page 12 of 13



SAR Test Setup Photo 19 – Left Edge at 0mm



SAR Test Setup Photo 20 - Horizontal and Vertical Reference Lines

<b>FCC ID:</b> ZNFV450PM		<b>SAR EVALUATION REPORT</b>		<b>Approved by:</b> Quality Manager
<b>Test Dates:</b> 1/16/19 - 02/13/19	<b>DUT Type:</b> Portable Handset			<b>APPENDIX F:</b> Page 13 of 13