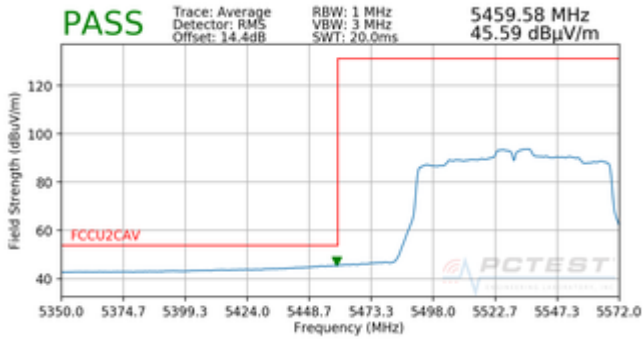
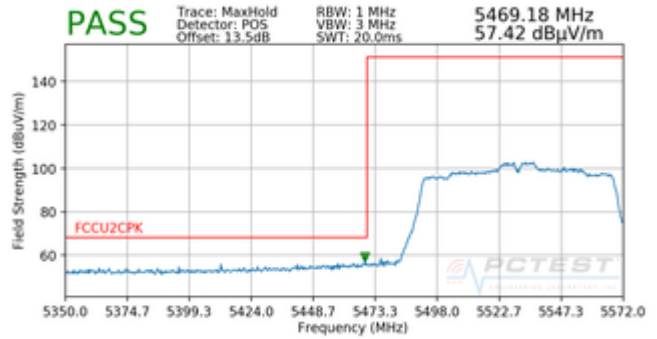


Worst Case Mode: 802.11ac
 Worst Case Transfer Rate: MCS8
 Distance of Measurements: 3 Meters
 Operating Frequency: 5530MHz
 Channel: 106

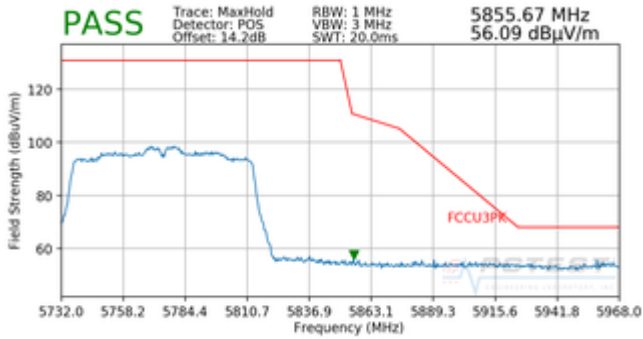


Plot 7-221. Radiated Lower Band Edge Plot SISO ANT2 (Average – UNII Band 2C)



Plot 7-222. Radiated Lower Band Edge Plot SISO ANT2 (Peak – UNII Band 2C)

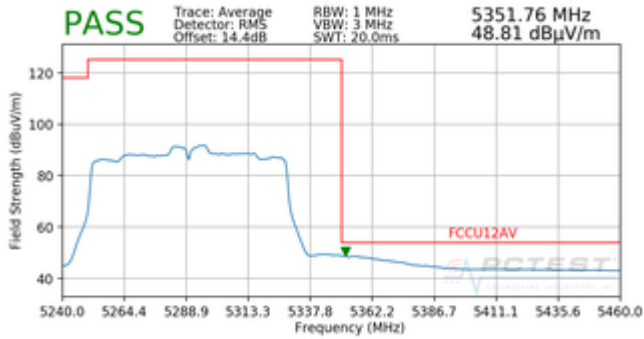
Worst Case Mode: 802.11ac
 Worst Case Transfer Rate: MCS8
 Distance of Measurements: 3 Meters
 Operating Frequency: 5775MHz
 Channel: 155



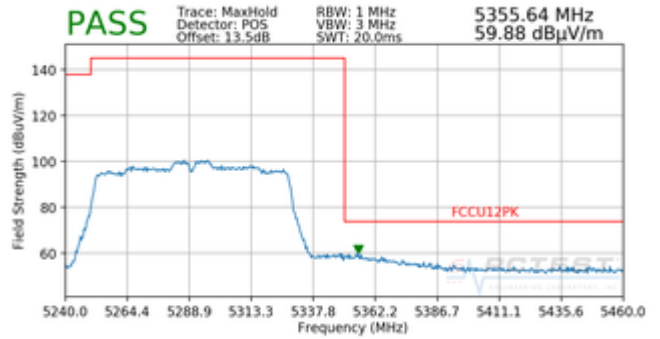
Plot 7-223. Radiated Upper Band Edge Plot SISO ANT2 (Peak – UNII Band 3)

FCC ID: ZNFV350A	PCTEST ENGINEERING LABORATORY, INC.	MEASUREMENT REPORT (CERTIFICATION)	LG	Approved by: Quality Manager
Test Report S/N: 1M1803120039-07-ZNF	Test Dates: March 15 – April 6, 2018	EUT Type: Portable Handset		Page 158 of 182

Worst Case Mode: 802.11ac
 Worst Case Transfer Rate: MCS8
 Distance of Measurements: 3 Meters
 Operating Frequency: 5290MHz
 Channel: 58



Plot 7-224. Radiated Band Edge Plot SISO ANT2 (Average – WCP)

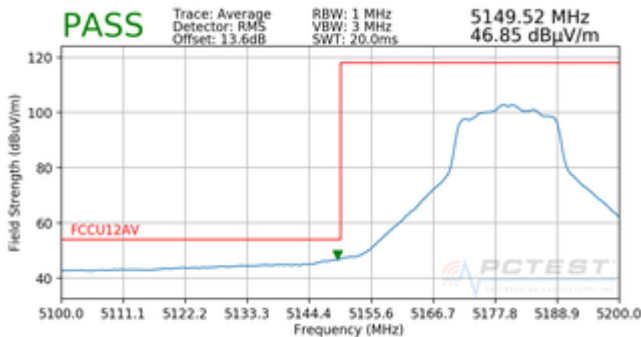


Plot 7-225. Radiated Band Edge Plot SISO ANT2 (Peak – WCP)

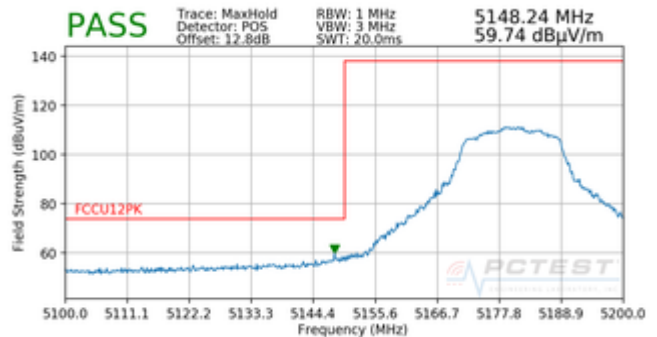
FCC ID: ZNFV350A		MEASUREMENT REPORT (CERTIFICATION)		Approved by: Quality Manager
Test Report S/N: 1M1803120039-07-ZNF	Test Dates: March 15 - April 4, 2018	EUT Type: Portable Handset		Page 159 of 182

6.7.10 MIMO Radiated Band Edge Measurements (20MHz BW) §15.407(b.1)(b.2) §15.205 §15.209; RSS-Gen [8.9]

Worst Case Mode: 802.11n
 Worst Case Transfer Rate: MCS8
 Distance of Measurements: 3 Meters
 Operating Frequency: 5180MHz
 Channel: 36

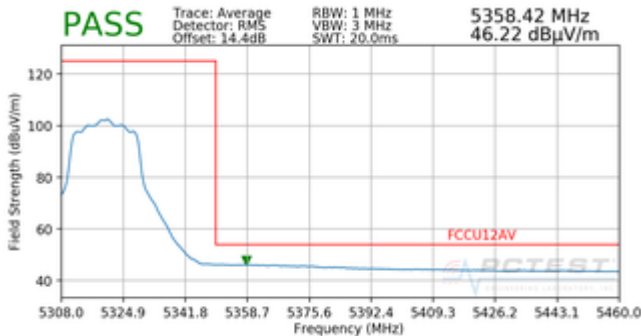


Plot 7-226. Radiated Lower Band Edge Plot MIMO (Average – UNII Band 1)

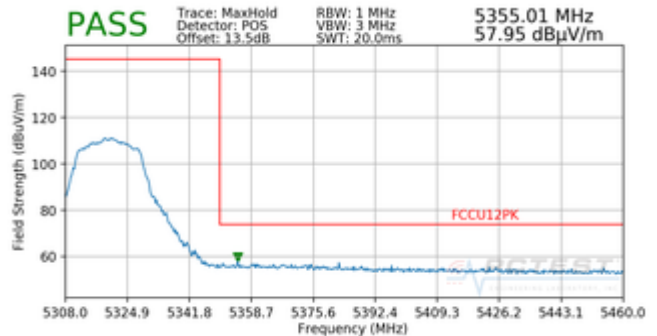


Plot 7-227. Radiated Lower Band Edge Plot MIMO (Peak – UNII Band 1)

Worst Case Mode: 802.11n
 Worst Case Transfer Rate: MCS8
 Distance of Measurements: 3 Meters
 Operating Frequency: 5320MHz
 Channel: 64



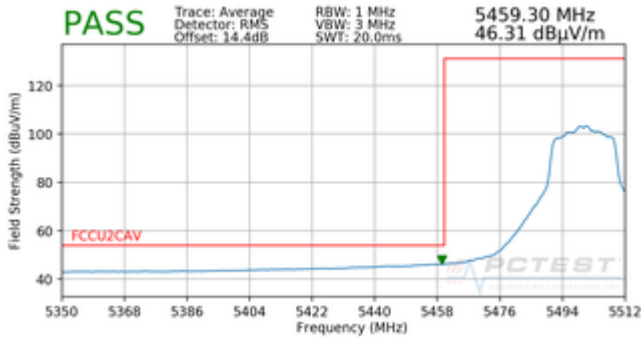
Plot 7-228. Radiated Upper Band Edge Plot MIMO (Average – UNII Band 2A)



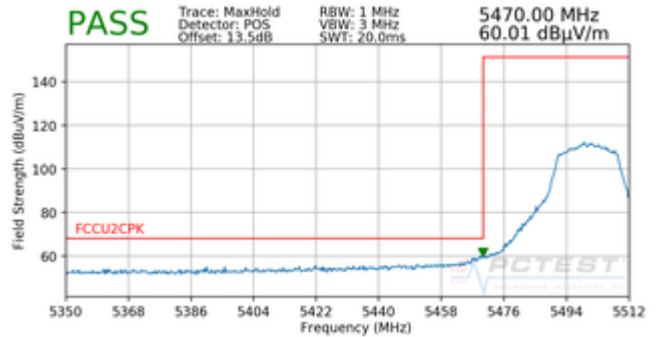
Plot 7-229. Radiated Upper Band Edge Plot MIMO (Peak – UNII Band 2A)

FCC ID: ZNFV350A	PCTEST ENGINEERING LABORATORY, INC.	MEASUREMENT REPORT (CERTIFICATION)	LG	Approved by: Quality Manager
Test Report S/N: 1M1803120039-07.ZNF	Test Dates: March 15 - April 4, 2018	EUT Type: Portable Handset		Page 160 of 182

Worst Case Mode: 802.11n
 Worst Case Transfer Rate: MCS8
 Distance of Measurements: 3 Meters
 Operating Frequency: 5500MHz
 Channel: 100

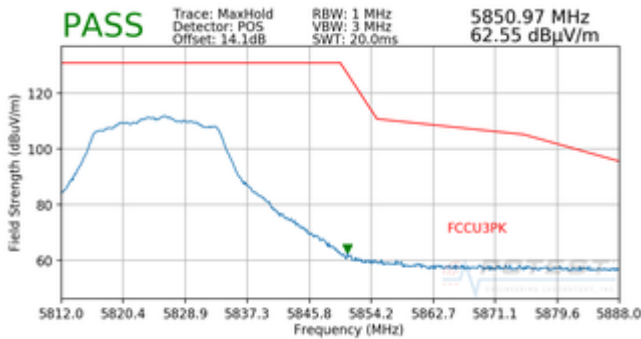


Plot 7-230. Radiated Lower Band Edge Plot MIMO (Average – UNII Band 2C)



Plot 7-231. Radiated Lower Band Edge Plot MIMO (Peak – UNII Band 2C)

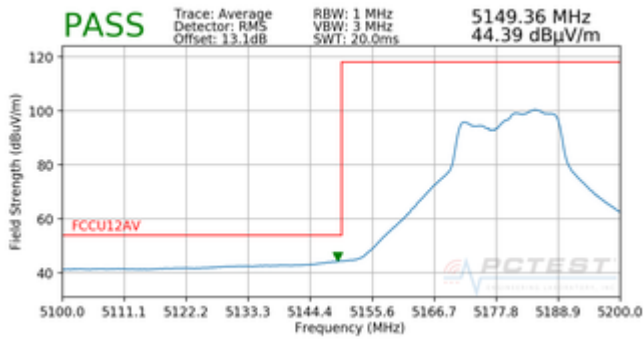
Worst Case Mode: 802.11n
 Worst Case Transfer Rate: MCS8
 Distance of Measurements: 3 Meters
 Operating Frequency: 5825MHz
 Channel: 165



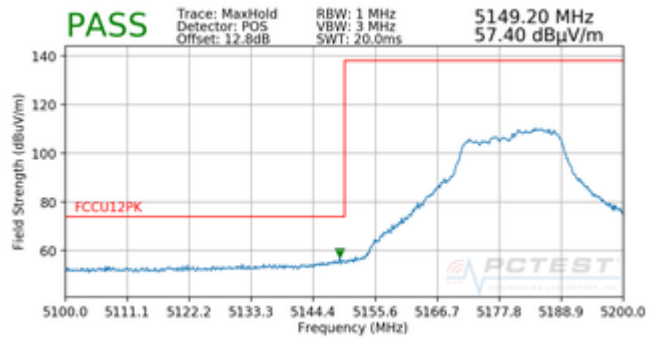
Plot 7-232. Radiated Upper Band Edge Plot MIMO (Peak – UNII Band 3)

FCC ID: ZNFV350A	PCTEST ENGINEERING LABORATORY, INC.	MEASUREMENT REPORT (CERTIFICATION)	LG	Approved by: Quality Manager
Test Report S/N: 1M1803120039-07.ZNF	Test Dates: March 15 - April 4, 2018	EUT Type: Portable Handset		Page 161 of 182

Worst Case Mode: 802.11n
 Worst Case Transfer Rate: MCS8
 Distance of Measurements: 3 Meters
 Operating Frequency: 5180MHz
 Channel: 36



Plot 7-233. Radiated Band Edge Plot MIMO (Average – WCP)

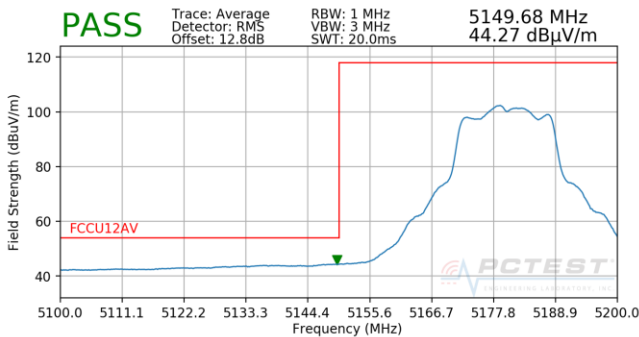


Plot 7-234. Radiated Band Edge Plot MIMO (Peak – WCP)

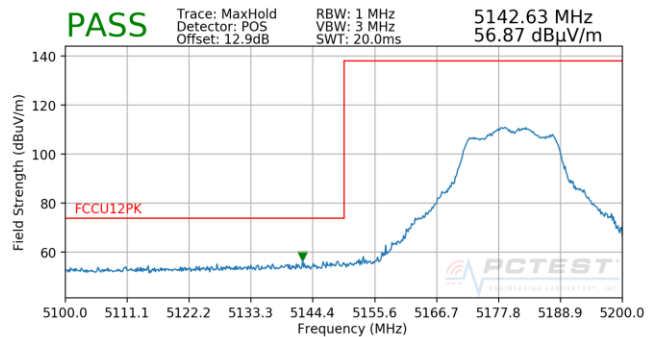
FCC ID: ZNFV350A		MEASUREMENT REPORT (CERTIFICATION)		Approved by: Quality Manager
Test Report S/N: 1M1803120039-07.ZNF	Test Dates: March 15 - April 4, 2018	EUT Type: Portable Handset		Page 162 of 182

6.7.11 CDD Radiated Band Edge Measurements (20MHz BW) §15.407(b.1)(b.2) §15.205 §15.209; RSS-Gen [8.9]

Worst Case Mode: 802.11a
 Worst Case Transfer Rate: 6Mbps
 Distance of Measurements: 3 Meters
 Operating Frequency: 5180MHz
 Channel: 36

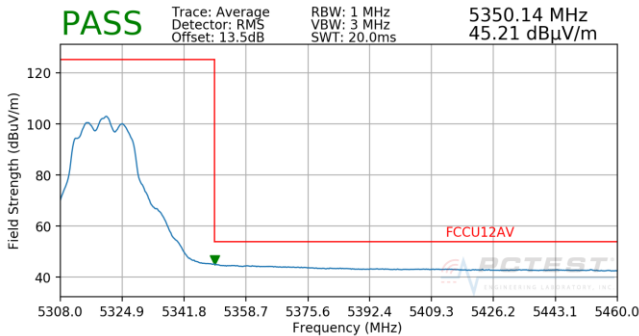


Plot 7-235. Radiated Lower Band Edge Plot MIMO (Average – UNII Band 1)

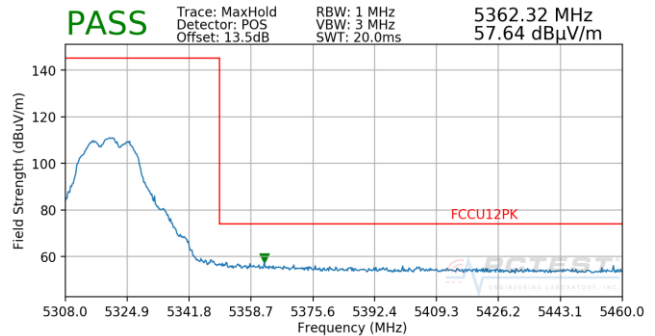


Plot 7-236. Radiated Lower Band Edge Plot MIMO (Peak – UNII Band 1)

Worst Case Mode: 802.11a
 Worst Case Transfer Rate: 6Mbps
 Distance of Measurements: 3 Meters
 Operating Frequency: 5320MHz
 Channel: 64



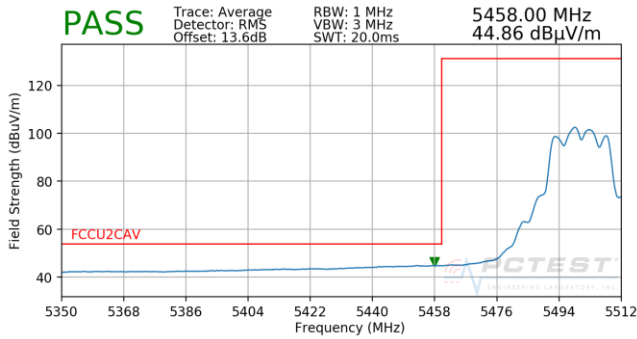
Plot 7-237. Radiated Upper Band Edge Plot MIMO (Average – UNII Band 2A)



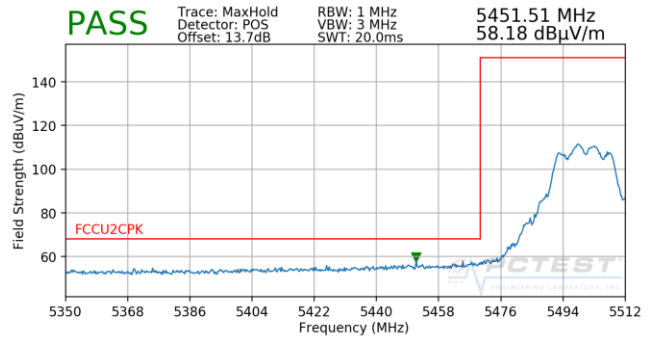
Plot 7-238. Radiated Upper Band Edge Plot MIMO (Peak – UNII Band 2A)

FCC ID: ZNFV350A	PCTEST ENGINEERING LABORATORY, INC.	MEASUREMENT REPORT (CERTIFICATION)	LG	Approved by: Quality Manager
Test Report S/N: 1M1803120039-07.ZNF	Test Dates: March 15 - April 4, 2018	EUT Type: Portable Handset		Page 163 of 182

Worst Case Mode: 802.11a
 Worst Case Transfer Rate: 6Mbps
 Distance of Measurements: 3 Meters
 Operating Frequency: 5500MHz
 Channel: 100

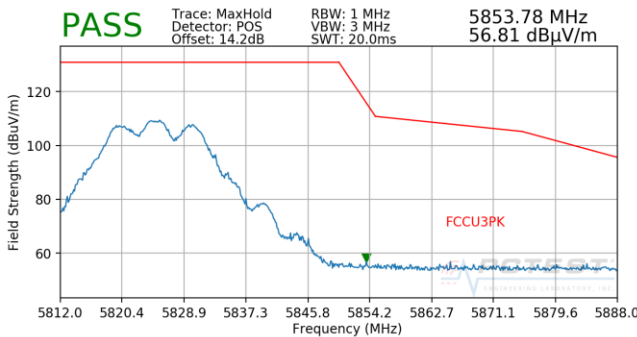


Plot 7-239. Radiated Lower Band Edge Plot MIMO (Average – UNII Band 2C)



Plot 7-240. Radiated Lower Band Edge Plot MIMO (Peak – UNII Band 2C)

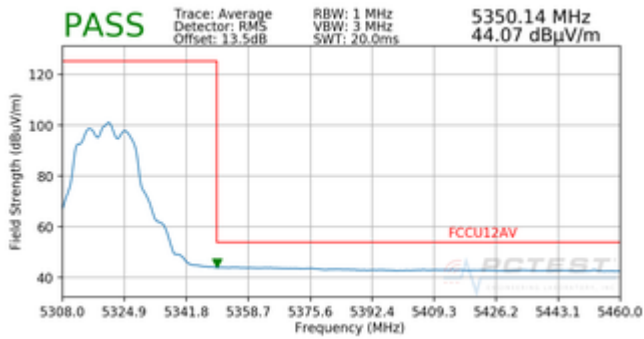
Worst Case Mode: 802.11a
 Worst Case Transfer Rate: 6Mbps
 Distance of Measurements: 3 Meters
 Operating Frequency: 5825MHz
 Channel: 165



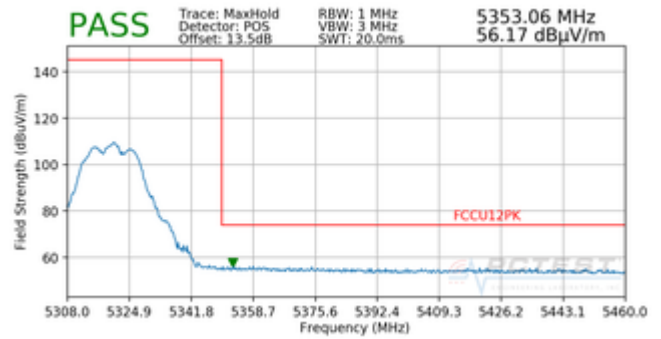
Plot 7-241. Radiated Upper Band Edge Plot MIMO (Peak – UNII Band 3)

FCC ID: ZNFV350A		MEASUREMENT REPORT (CERTIFICATION)		Approved by: Quality Manager
Test Report S/N: 1M1803120039-07.ZNF	Test Dates: March 15 - April 4, 2018	EUT Type: Portable Handset		Page 164 of 182

Worst Case Mode: 802.11a
 Worst Case Transfer Rate: 6Mbps
 Distance of Measurements: 3 Meters
 Operating Frequency: 5320MHz
 Channel: 64



Plot 7-242. Radiated Band Edge Plot MIMO (Average – WCP)

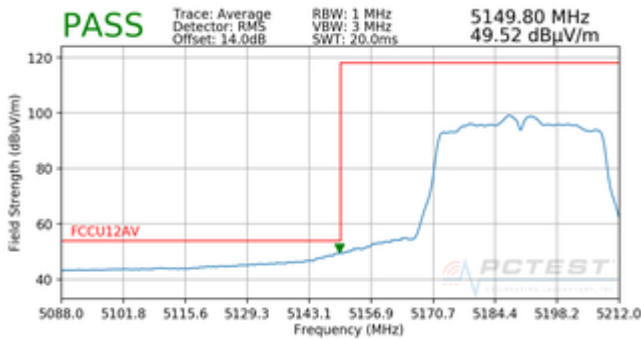


Plot 7-243. Radiated Band Edge Plot MIMO (Peak – WCP)

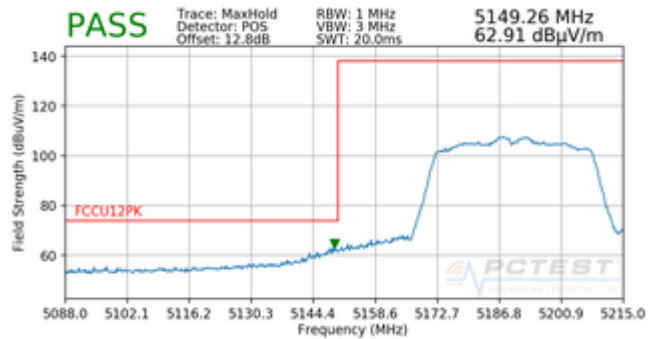
FCC ID: ZNFV350A		MEASUREMENT REPORT (CERTIFICATION)		Approved by: Quality Manager
Test Report S/N: 1M1803120039-07.ZNF	Test Dates: March 15 - April 4, 2018	EUT Type: Portable Handset		Page 165 of 182

6.7.12 MIMO Radiated Band Edge Measurements (40MHz BW) §15.407(b.1)(b.2) §15.205 §15.209; RSS-Gen [8.9]

Worst Case Mode: 802.11n
 Worst Case Transfer Rate: MCS8
 Distance of Measurements: 3 Meters
 Operating Frequency: 5190MHz
 Channel: 38

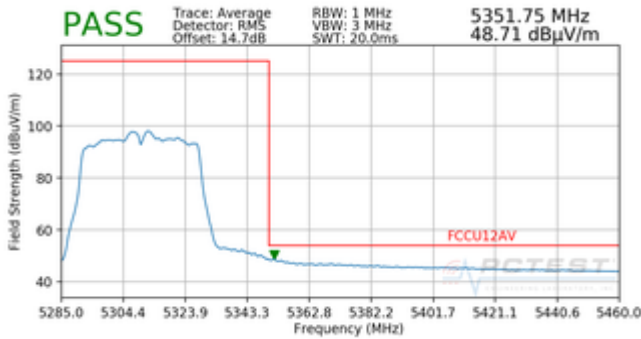


Plot 7-244. Radiated Lower Band Edge Plot MIMO (Average – UNII Band 1)

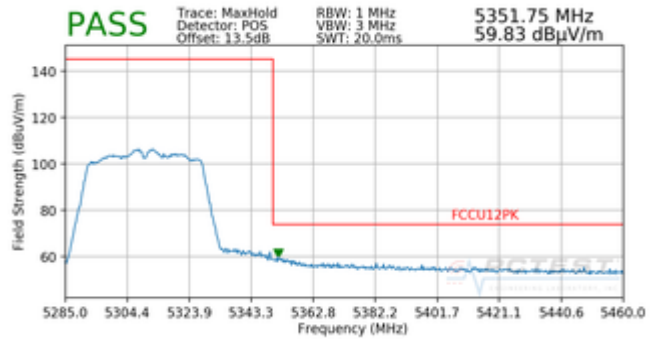


Plot 7-245. Radiated Lower Band Edge Plot MIMO (Peak – UNII Band 1)

Worst Case Mode: 802.11n
 Worst Case Transfer Rate: MCS8
 Distance of Measurements: 3 Meters
 Operating Frequency: 5310MHz
 Channel: 62



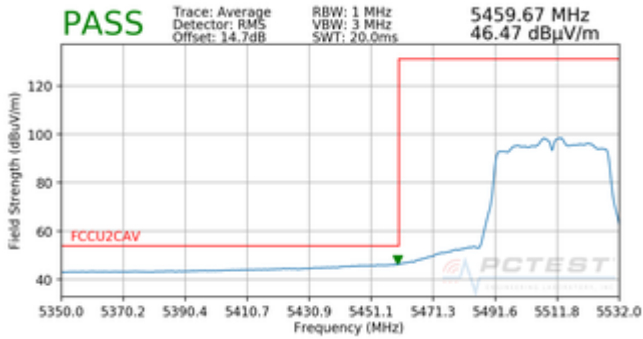
Plot 7-246. Radiated Upper Band Edge Plot MIMO (Average – UNII Band 2A)



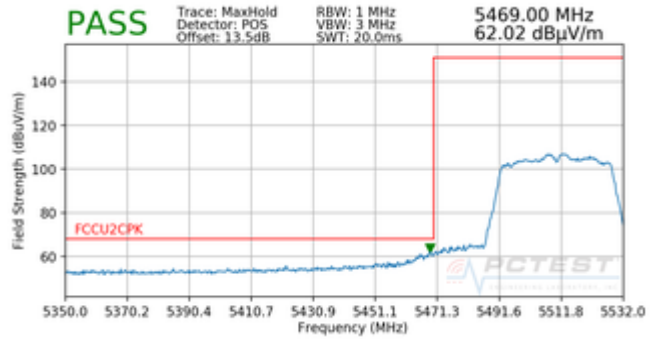
Plot 7-247. Radiated Upper Band Edge Plot MIMO (Peak – UNII Band 2A)

FCC ID: ZNFV350A	PCTEST ENGINEERING LABORATORY, INC.	MEASUREMENT REPORT (CERTIFICATION)	LG	Approved by: Quality Manager
Test Report S/N: 1M1803120039-07.ZNF	Test Dates: March 15 - April 4, 2018	EUT Type: Portable Handset		Page 166 of 182

Worst Case Mode: 802.11n
 Worst Case Transfer Rate: MCS8
 Distance of Measurements: 3 Meters
 Operating Frequency: 5510MHz
 Channel: 102

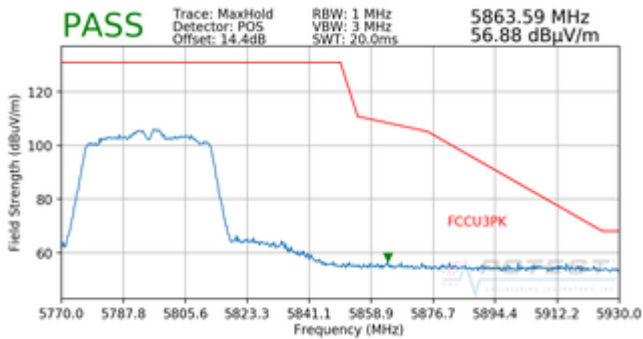


Plot 7-248. Radiated Lower Band Edge Plot MIMO (Average – UNII Band 2C)



Plot 7-249. Radiated Lower Band Edge Plot MIMO (Peak – UNII Band 2C)

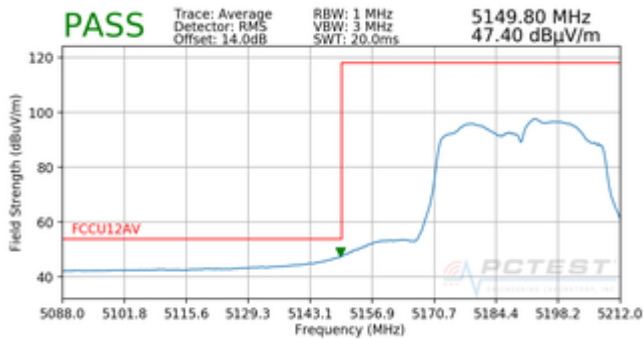
Worst Case Mode: 802.11n
 Worst Case Transfer Rate: MCS8
 Distance of Measurements: 3 Meters
 Operating Frequency: 5795MHz
 Channel: 159



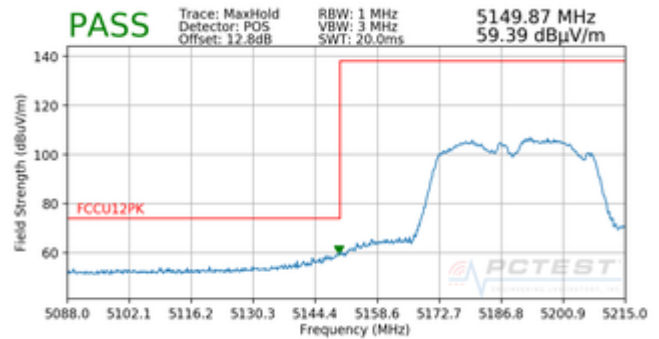
Plot 7-250. Radiated Upper Band Edge Plot MIMO (Peak – UNII Band 3)

FCC ID: ZNFV350A	PCTEST ENGINEERING LABORATORY, INC.	MEASUREMENT REPORT (CERTIFICATION)	LG	Approved by: Quality Manager
Test Report S/N: 1M1803120039-07.ZNF	Test Dates: March 15 - April 4, 2018	EUT Type: Portable Handset		Page 167 of 182

Worst Case Mode: 802.11n
 Worst Case Transfer Rate: MCS8
 Distance of Measurements: 3 Meters
 Operating Frequency: 5190MHz
 Channel: 38



Plot 7-251. Radiated Band Edge Plot ANT (Average – WCP)

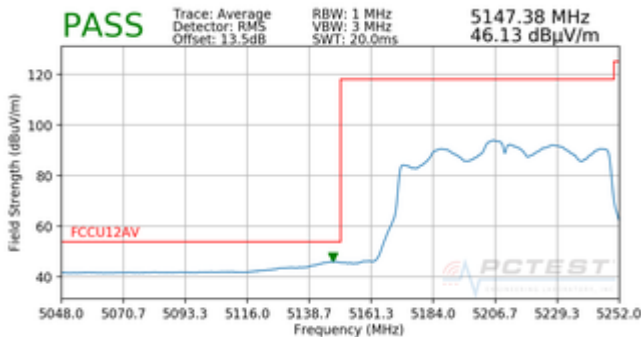


Plot 7-252. Radiated Band Edge Plot ANT (Peak – WCP)

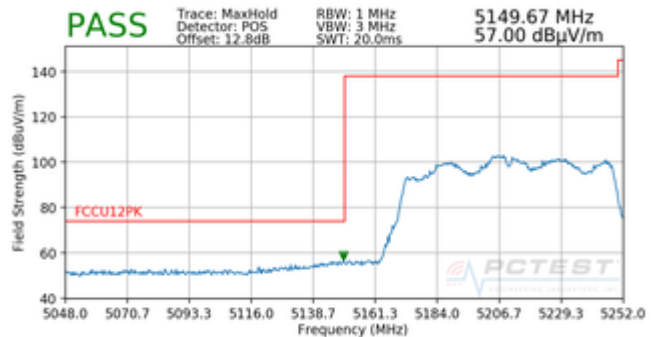
FCC ID: ZNFV350A		MEASUREMENT REPORT (CERTIFICATION)		Approved by: Quality Manager
Test Report S/N: 1M1803120039-07.ZNF	Test Dates: March 15 - April 4, 2018	EUT Type: Portable Handset		Page 168 of 182

6.7.13 MIMO Radiated Band Edge Measurements (80MHz BW) §15.407(b.1)(b.2) §15.205 §15.209; RSS-Gen [8.9]

Worst Case Mode: 802.11ac
 Worst Case Transfer Rate: MCS0
 Distance of Measurements: 3 Meters
 Operating Frequency: 5210MHz
 Channel: 42

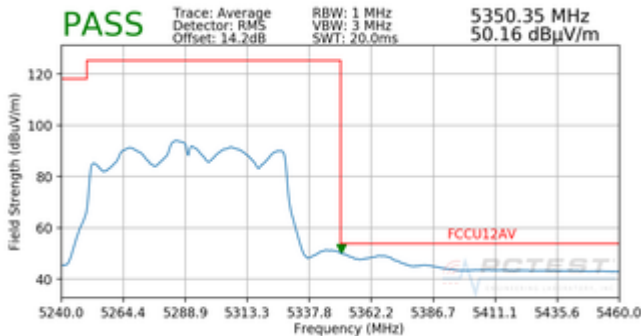


Plot 7-253. Radiated Lower Band Edge Plot MIMO (Average – UNII Band 1)

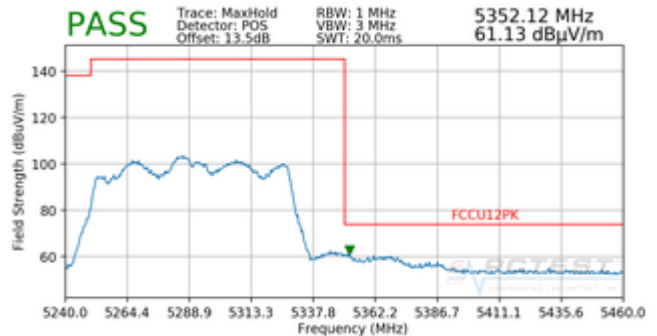


Plot 7-254. Radiated Lower Band Edge Plot MIMO (Peak – UNII Band 1)

Worst Case Mode: 802.11ac
 Worst Case Transfer Rate: MCS0
 Distance of Measurements: 3 Meters
 Operating Frequency: 5290MHz
 Channel: 58



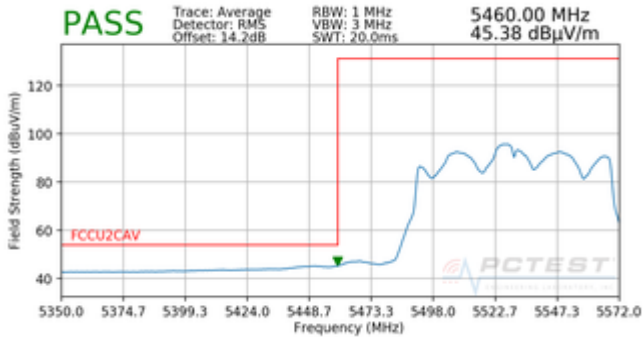
Plot 7-255. Radiated Upper Band Edge Plot MIMO (Average – UNII Band 2A)



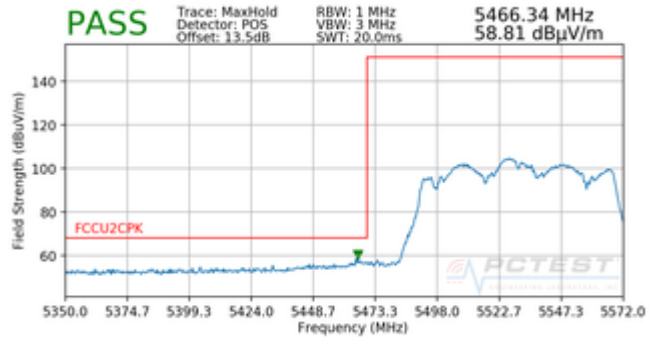
Plot 7-256. Radiated Upper Band Edge Plot MIMO (Peak – UNII Band 2A)

FCC ID: ZNFV350A	PCTEST ENGINEERING LABORATORY, INC.	MEASUREMENT REPORT (CERTIFICATION)	LG	Approved by: Quality Manager
Test Report S/N: 1M1803120039-07.ZNF	Test Dates: March 15 - April 4, 2018	EUT Type: Portable Handset		Page 169 of 182

Worst Case Mode: 802.11ac
 Worst Case Transfer Rate: MCS0
 Distance of Measurements: 3 Meters
 Operating Frequency: 5530MHz
 Channel: 106

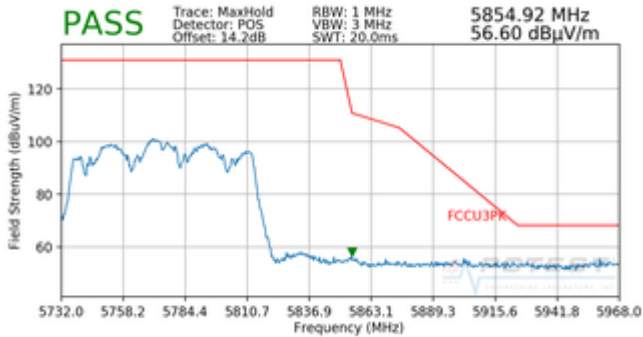


Plot 7-257. Radiated Lower Band Edge Plot MIMO (Average – UNII Band 2C)



Plot 7-258. Radiated Lower Band Edge Plot MIMO (Peak – UNII Band 2C)

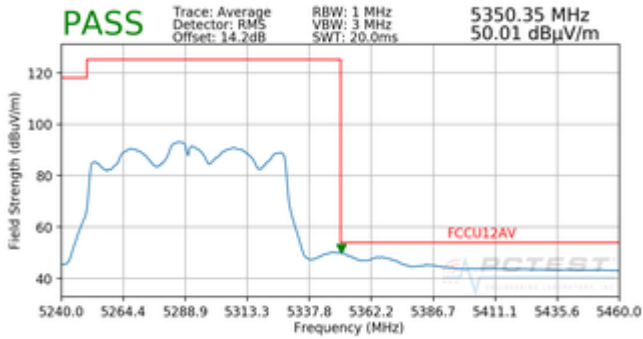
Worst Case Mode: 802.11ac
 Worst Case Transfer Rate: MCS0
 Distance of Measurements: 3 Meters
 Operating Frequency: 5775MHz
 Channel: 155



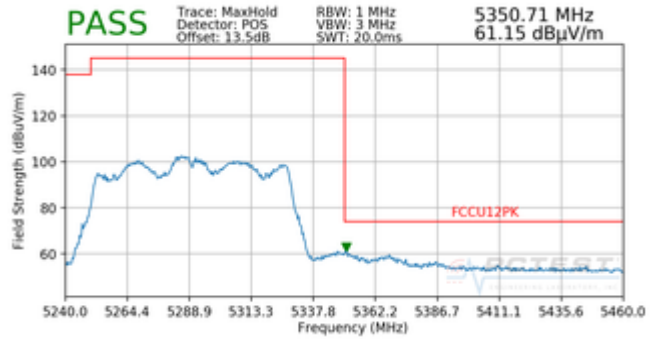
Plot 7-259. Radiated Upper Band Edge Plot MIMO (Peak – UNII Band 3)

FCC ID: ZNFV350A	PCTEST ENGINEERING LABORATORY, INC.	MEASUREMENT REPORT (CERTIFICATION)	LG	Approved by: Quality Manager
Test Report S/N: 1M1803120039-07-ZNF	Test Dates: March 15 - April 4, 2018	EUT Type: Portable Handset		Page 170 of 182

Worst Case Mode: 802.11ac
 Worst Case Transfer Rate: MCS0
 Distance of Measurements: 3 Meters
 Operating Frequency: 5290MHz
 Channel: 58



Plot 7-260. Radiated Band Edge Plot ANT (Average – WCP)



Plot 7-261. Radiated Band Edge Plot ANT (Peak – WCP)

FCC ID: ZNFV350A		MEASUREMENT REPORT (CERTIFICATION)	 Approved by: Quality Manager
Test Report S/N: 1M1803120039-07-ZNF	Test Dates: March 15 - April 4, 2018	EUT Type: Portable Handset	Page 171 of 182

7.7 Radiated Spurious Emissions Measurements – Below 1GHz §15.209; RSS-Gen [8.9]

Test Overview and Limit

All out of band radiated spurious emissions are measured with a spectrum analyzer connected to a receive antenna while the EUT is operating at its maximum duty cycle, at maximum power, and at the appropriate frequencies. All data rates and modes were investigated for radiated spurious emissions. Only the radiated emissions of the configuration that produced the worst case emissions are reported in this section.

All out of band emissions appearing in a restricted band as specified in Section 15.205 of the Title 47 CFR and Table 6 of RSS-Gen (8.10) must not exceed the limits shown in Table 7-66 per Section 15.209 and RSS-Gen (8.9).

Frequency	Field Strength [$\mu\text{V/m}$]	Measured Distance [Meters]
0.009 – 0.490 MHz	2400/F (kHz)	300
0.490 – 1.705 MHz	24000/F (kHz)	30
1.705 – 30.00 MHz	30	30
30.00 – 88.00 MHz	100	3
88.00 – 216.0 MHz	150	3
216.0 – 960.0 MHz	200	3
Above 960.0 MHz	500	3

Table 7-66. Radiated Limits

Test Procedures Used

ANSI C63.10-2013

Test Settings

Quasi-Peak Field Strength Measurements

1. Analyzer center frequency was set to the frequency of the radiated spurious emission of interest
2. RBW = 120kHz (for emissions from 30MHz – 1GHz)
3. Detector = quasi-peak
4. Sweep time = auto couple
5. Trace mode = max hold
6. Trace was allowed to stabilize

FCC ID: ZNFV350A		MEASUREMENT REPORT (CERTIFICATION)		Approved by: Quality Manager
Test Report S/N: 1M1803120039-07.ZNF	Test Dates: March 15 - April 4, 2018	EUT Type: Portable Handset	Page 172 of 182	

Test Setup

The EUT and measurement equipment were set up as shown in the diagrams below.

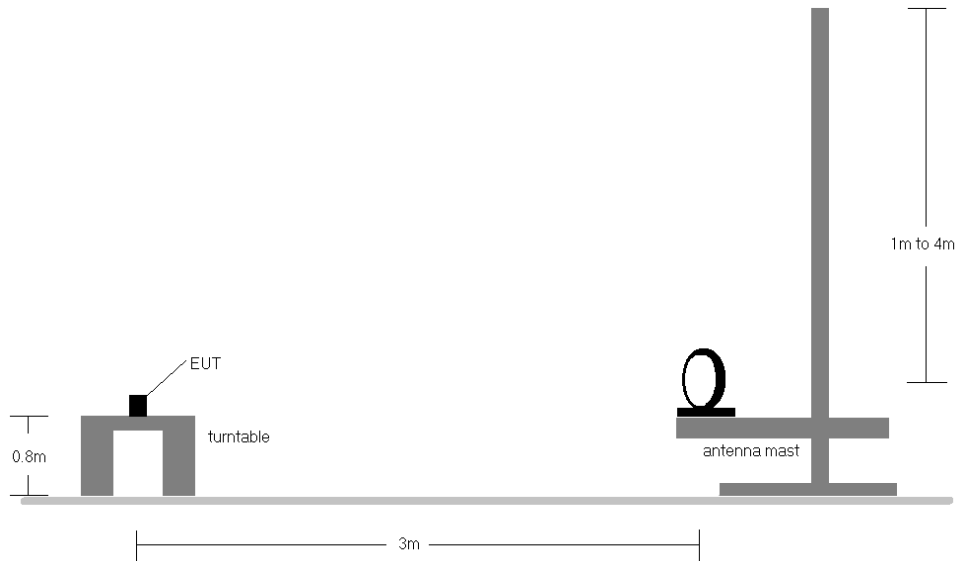


Figure 7-6. Radiated Test Setup < 30MHz

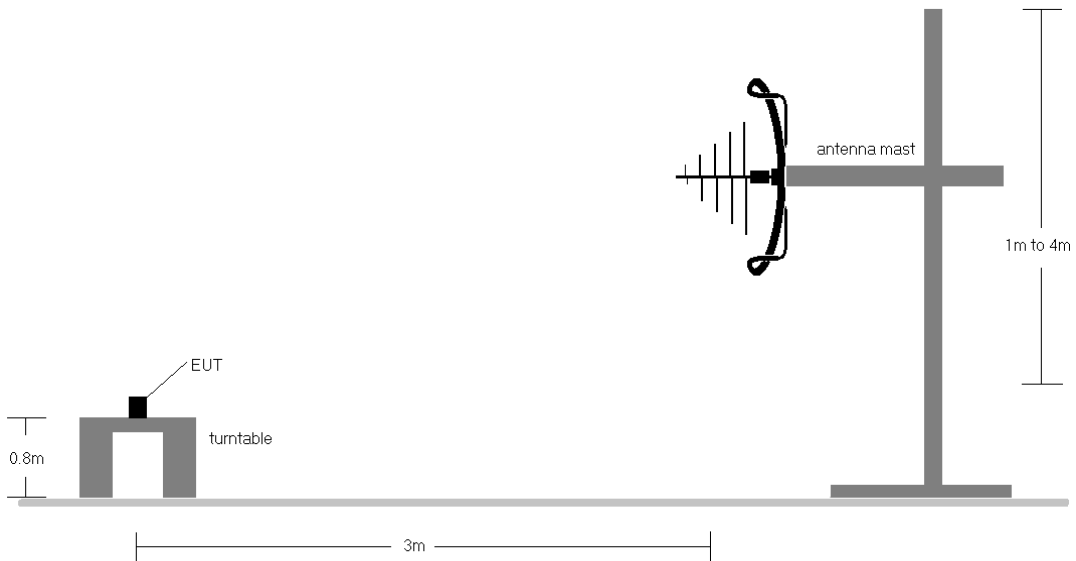


Figure 7-7. Radiated Test Setup < 1GHz

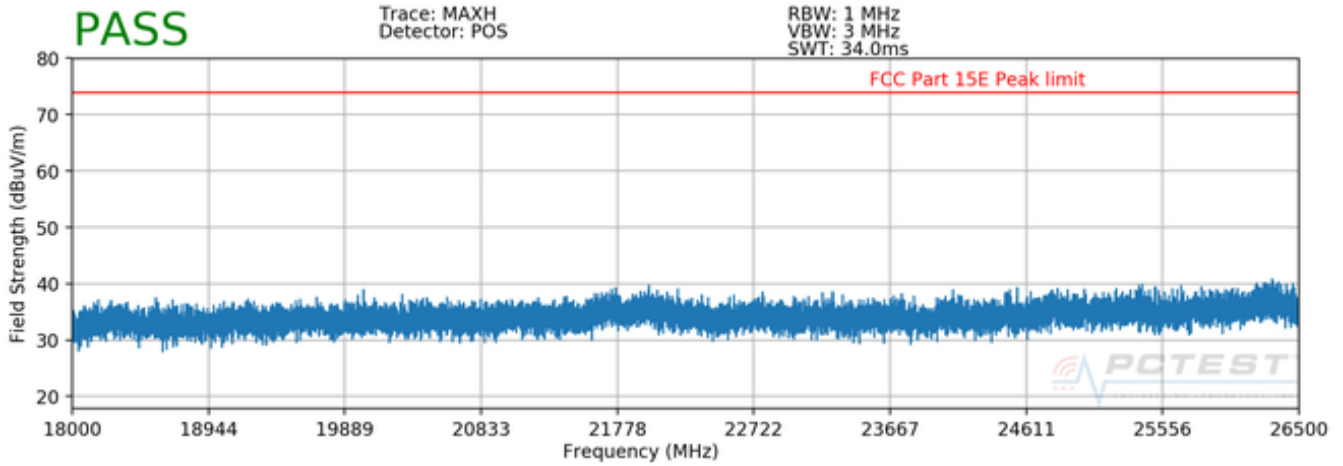
FCC ID: ZNFV350A	PCTEST ENGINEERING LABORATORY, INC.	MEASUREMENT REPORT (CERTIFICATION)	LG	Approved by: Quality Manager
Test Report S/N: 1M1803120039-07.ZNF	Test Dates: March 15 - April 4, 2018	EUT Type: Portable Handset		Page 173 of 182

Test Notes

1. All emissions lying in restricted bands specified in §15.205 and RSS-Gen (8.10) are below the limit shown in Table 7-66.
2. The broadband receive antenna is manipulated through vertical and horizontal polarizations during the tests. The EUT is manipulated through three orthogonal planes.
3. This unit was tested with its standard battery.
4. The spectrum is investigated using a peak detector and final measurements are recorded using CISPR quasi peak detector. The worst-case emissions are reported however emissions whose levels were not within 20dB of the respective limits were not reported.
5. Emissions were measured at a 3 meter test distance.
6. Emissions are investigated while operating on the center channel of the mode, band, and modulation that produced the worst case results during the transmitter spurious emissions testing.
7. No spurious emissions were detected within 20dB of the limit below 30MHz.
8. The results recorded using the broadband antenna is known to correlate with the results obtained by using a tuned dipole with an acceptable degree of accuracy. The VSWR for the measurement antenna was found to be less than 2:1.
9. The wide spectrum spurious emissions plots shown on the following pages are used only for the purpose of emission identification. There were no emissions detected in the 30MHz – 1GHz frequency range, as shown in the subsequent plots.

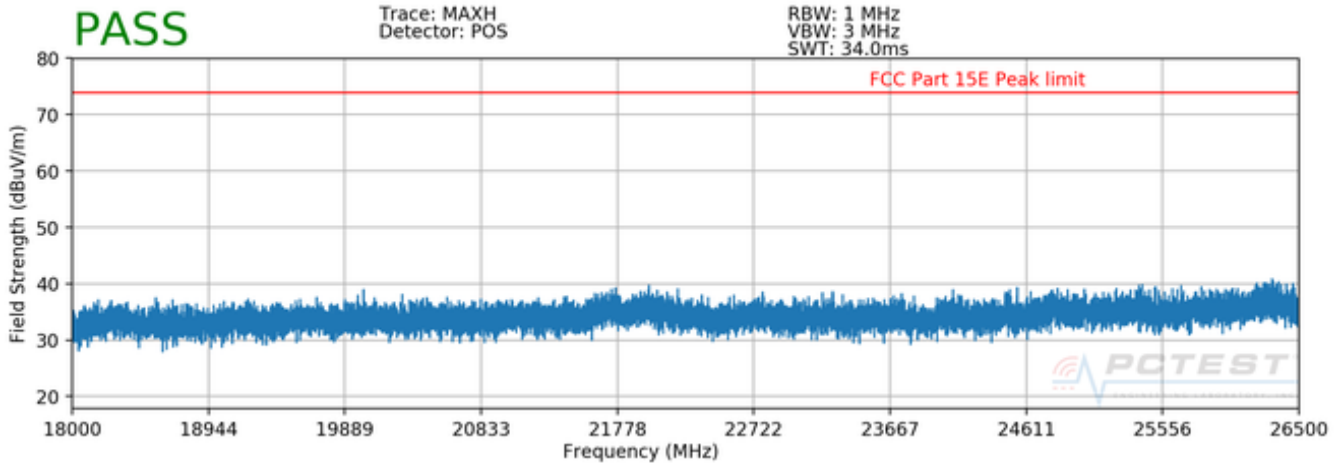
FCC ID: ZNFV350A	 MEASUREMENT REPORT (CERTIFICATION) 		Approved by: Quality Manager
Test Report S/N: 1M1803120039-07.ZNF	Test Dates: March 15 - April 4, 2018	EUT Type: Portable Handset	Page 174 of 182

SISO Antenna-1 Radiated Spurious Emissions Measurements (Below 1GHz)
§15.209; RSS-Gen [8.9]



Plot 7-262. Radiated Spurious Plot below 1GHz SISO ANT1 (802.11a – U3 Ch. 157)

SISO Antenna-2 Radiated Spurious Emissions Measurements (Below 1GHz)
§15.209; RSS-Gen [8.9]



Plot 7-263. Radiated Spurious Plot below 1GHz SISO ANT2 (802.11a – U3 Ch. 157)

FCC ID: ZNFV350A	 MEASUREMENT REPORT (CERTIFICATION)			Approved by: Quality Manager
Test Report S/N: 1M1803120039-07.ZNF	Test Dates: March 15 - April 4, 2018	EUT Type: Portable Handset	Page 175 of 182	

7.8 Line-Conducted Test Data

§15.407; RSS-Gen [8.8]

Test Overview and Limit

All AC line conducted spurious emissions are measured with a receiver connected to a grounded LISN while the EUT is operating at its maximum duty cycle, at maximum power, and at the appropriate frequencies. All data rates and modes were investigated for conducted spurious emissions. Only the conducted emissions of the configuration that produced the worst case emissions are reported in this section.

All conducted emissions must not exceed the limits shown in the table below, per Section 15.207 and RSS-Gen (8.8).

Frequency of emission (MHz)	Conducted Limit (dB μ V)	
	Quasi-peak	Average
0.15 – 0.5	66 to 56*	56 to 46*
0.5 – 5	56	46
5 – 30	60	50

Table 7-67. Conducted Limits

*Decreases with the logarithm of the frequency.

Test Procedures Used

ANSI C63.10-2013, Section 6.2

Test Settings

Quasi-Peak Field Strength Measurements

1. Analyzer center frequency was set to the frequency of the spurious emission of interest
2. RBW = 9kHz (for emissions from 150kHz – 30MHz)
3. Detector = quasi-peak
4. Sweep time = auto couple
5. Trace mode = max hold
6. Trace was allowed to stabilize

Average Field Strength Measurements

1. Analyzer center frequency was set to the frequency of the spurious emission of interest
2. RBW = 9kHz (for emissions from 150kHz – 30MHz)
3. Detector = RMS
4. Sweep time = auto couple
5. Trace mode = max hold
6. Trace was allowed to stabilize

FCC ID: ZNFV350A		MEASUREMENT REPORT (CERTIFICATION)		Approved by: Quality Manager
Test Report S/N: 1M1803120039-07.ZNF	Test Dates: March 15 - April 4, 2018	EUT Type: Portable Handset	Page 176 of 182	

Test Setup

The EUT and measurement equipment were set up as shown in the diagram below.

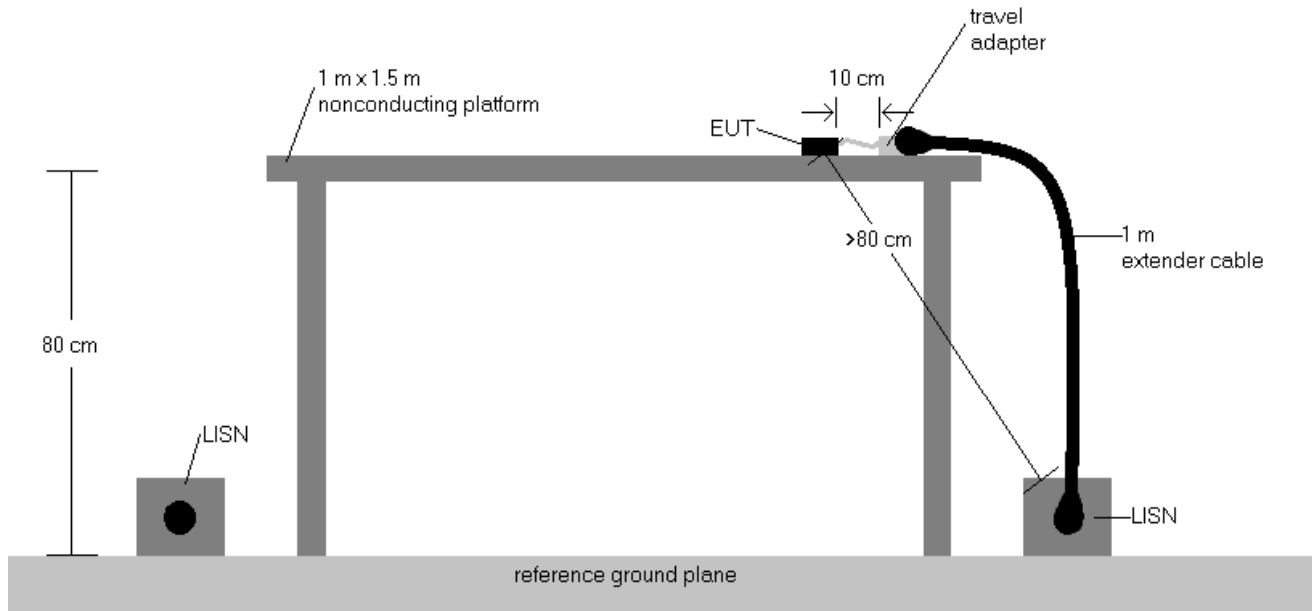
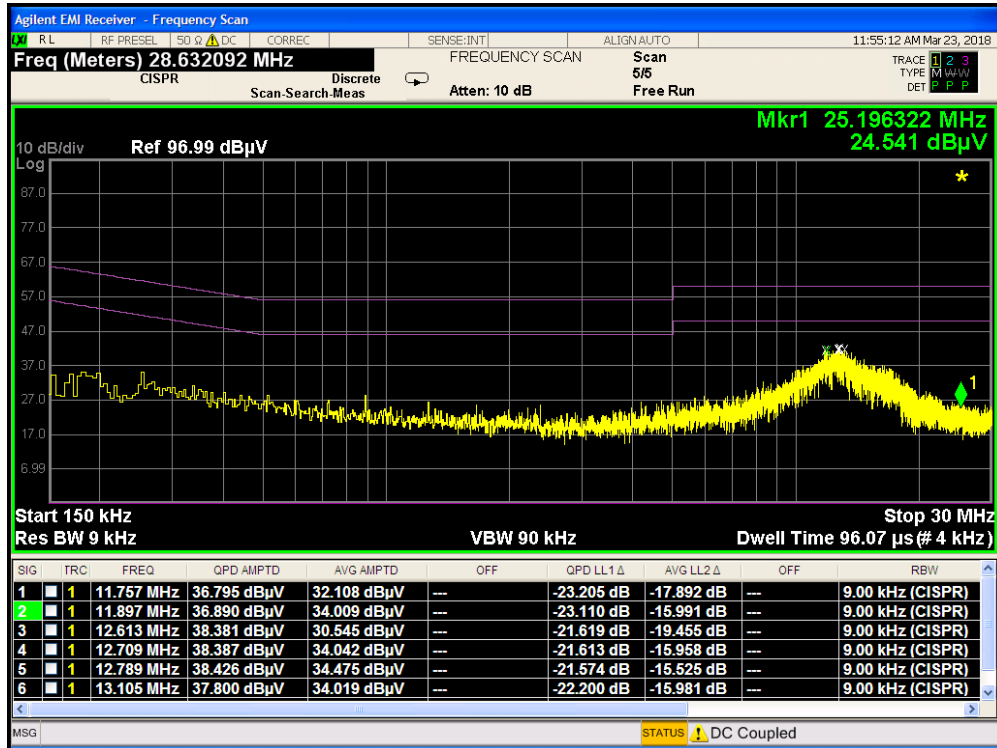


Figure 7-8. Test Instrument & Measurement Setup

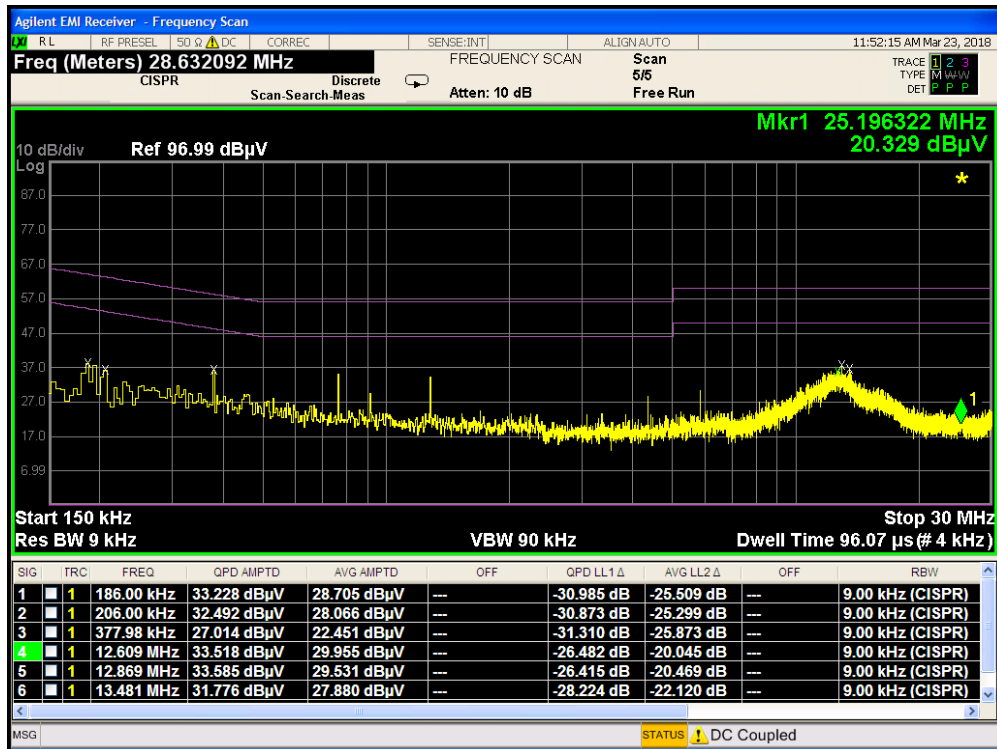
Test Notes

1. All modes of operation were investigated and the worst-case emissions are reported using mid channel. The emissions found were not affected by the choice of channel used during testing.
2. The limit for an intentional radiator from 150kHz to 30MHz are specified in 15.207 and RSS-Gen (8.8).
3. $\text{Corr. (dB)} = \text{Cable loss (dB)} + \text{LISN insertion factor (dB)}$
4. $\text{QP/AV Level (dB}\mu\text{V)} = \text{QP/AV Analyzer/Receiver Level (dB}\mu\text{V)} + \text{Corr. (dB)}$
5. $\text{Margin (dB)} = \text{QP/AV Limit (dB}\mu\text{V)} - \text{QP/AV Level (dB}\mu\text{V)}$
6. Traces shown in plot are made using a peak detector.
7. Deviations to the Specifications: None.

FCC ID: ZNFV350A			MEASUREMENT REPORT (CERTIFICATION)		Approved by: Quality Manager
Test Report S/N: 1M1803120039-07.ZNF	Test Dates: March 15 - April 4, 2018	EUT Type: Portable Handset	Page 177 of 182		

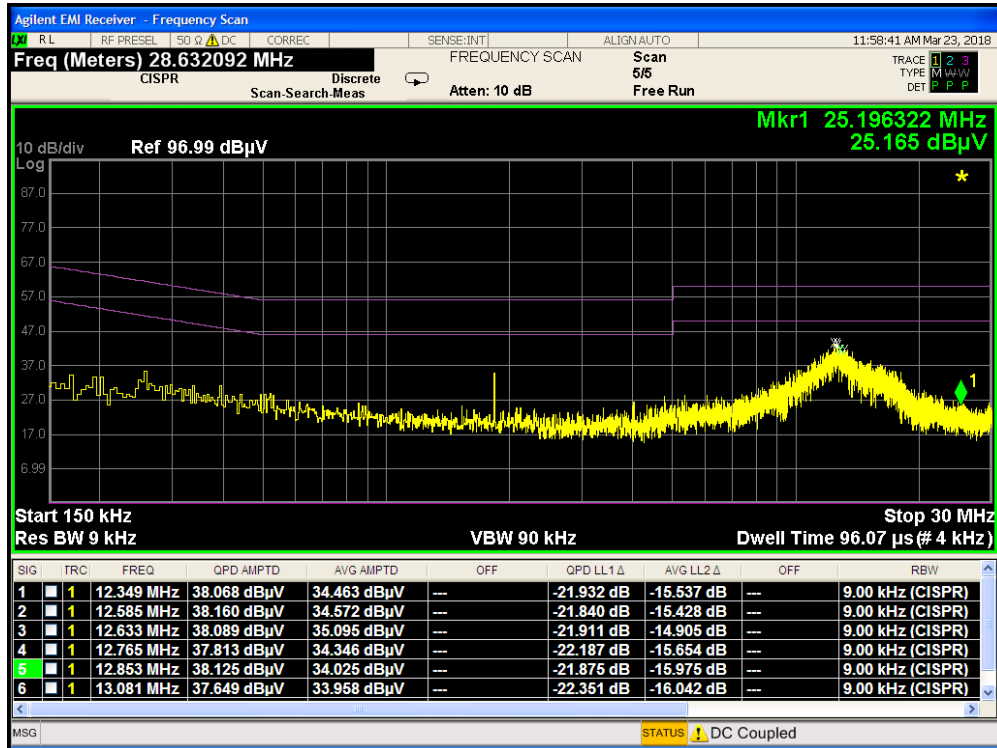


Plot 7-264. Line Conducted Plot with 802.11a UNII Band 1 (L1)

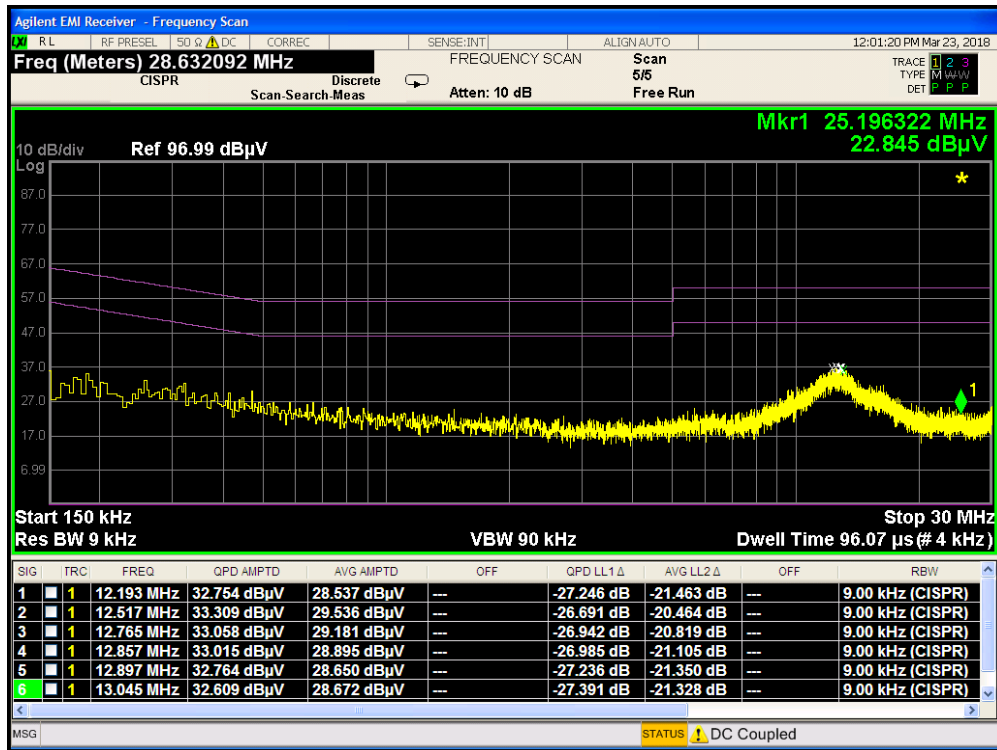


Plot 7-265. Line Conducted Plot with 802.11a UNII Band 1 (N)

FCC ID: ZNFV350A		MEASUREMENT REPORT (CERTIFICATION)		Approved by: Quality Manager
Test Report S/N: 1M1803120039-07.ZNF	Test Dates: March 15 - April 4, 2018	EUT Type: Portable Handset		Page 178 of 182

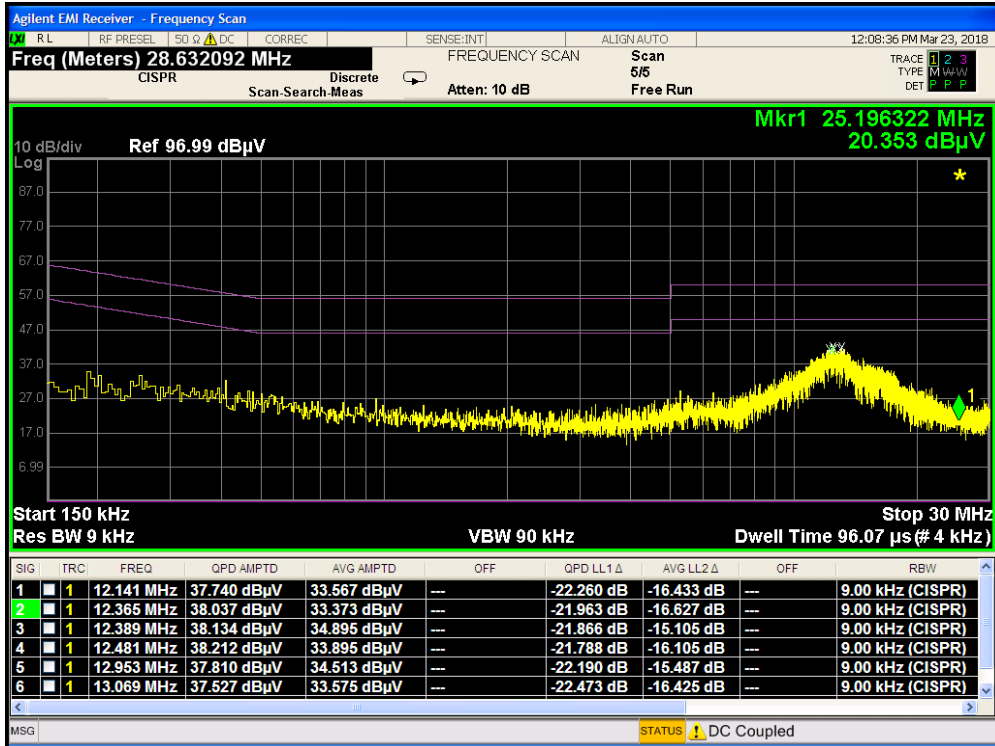


Plot 7-266. Line Conducted Plot with 802.11a UNII Band 2A (L1)

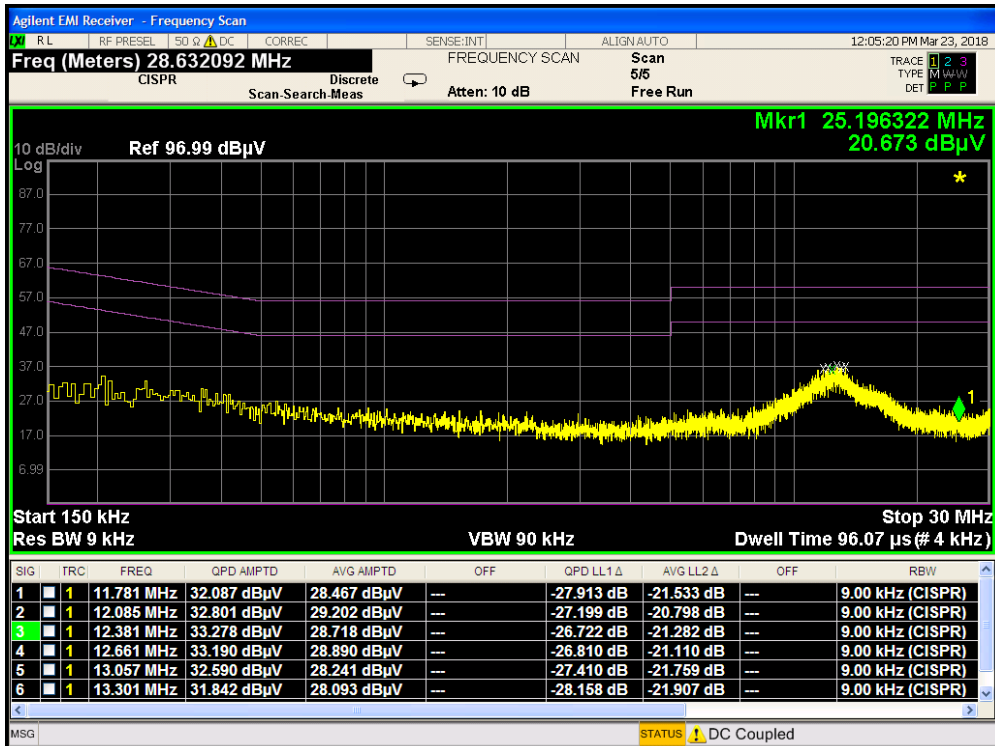


Plot 7-267. Line Conducted Plot with 802.11a UNII Band 2A (N)

FCC ID: ZNFV350A	PCTEST ENGINEERING LABORATORY, INC.	MEASUREMENT REPORT (CERTIFICATION)	LG	Approved by: Quality Manager
Test Report S/N: 1M1803120039-07.ZNF	Test Dates: March 15 - April 4, 2018	EUT Type: Portable Handset		Page 179 of 182

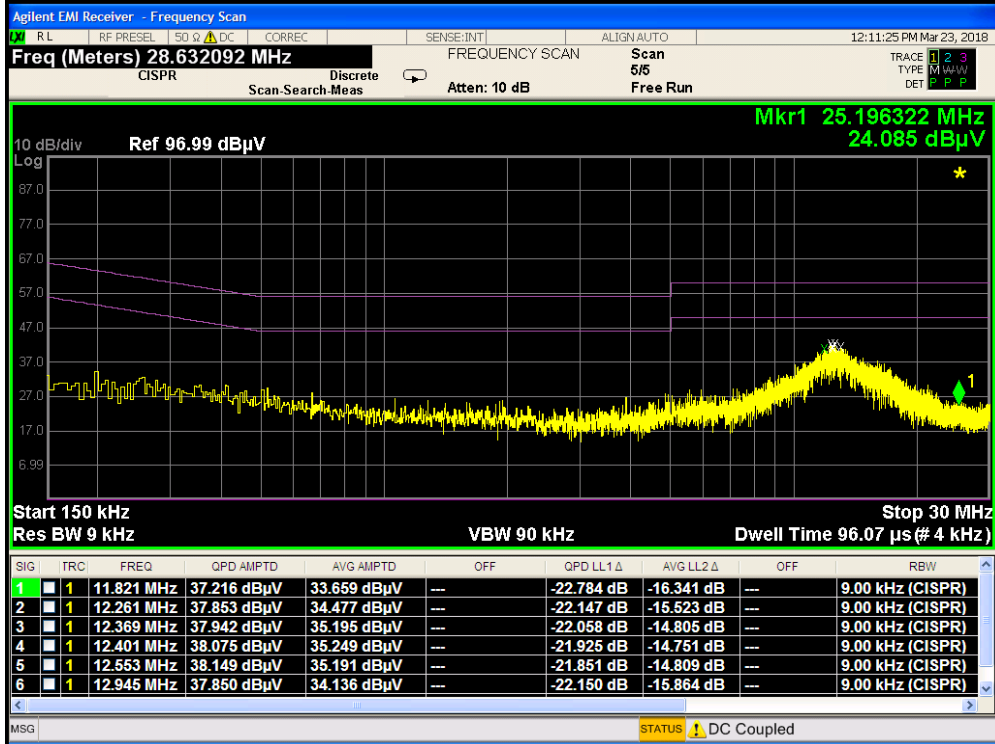


Plot 7-268. Line Conducted Plot with 802.11a UNII Band 2C (L1)

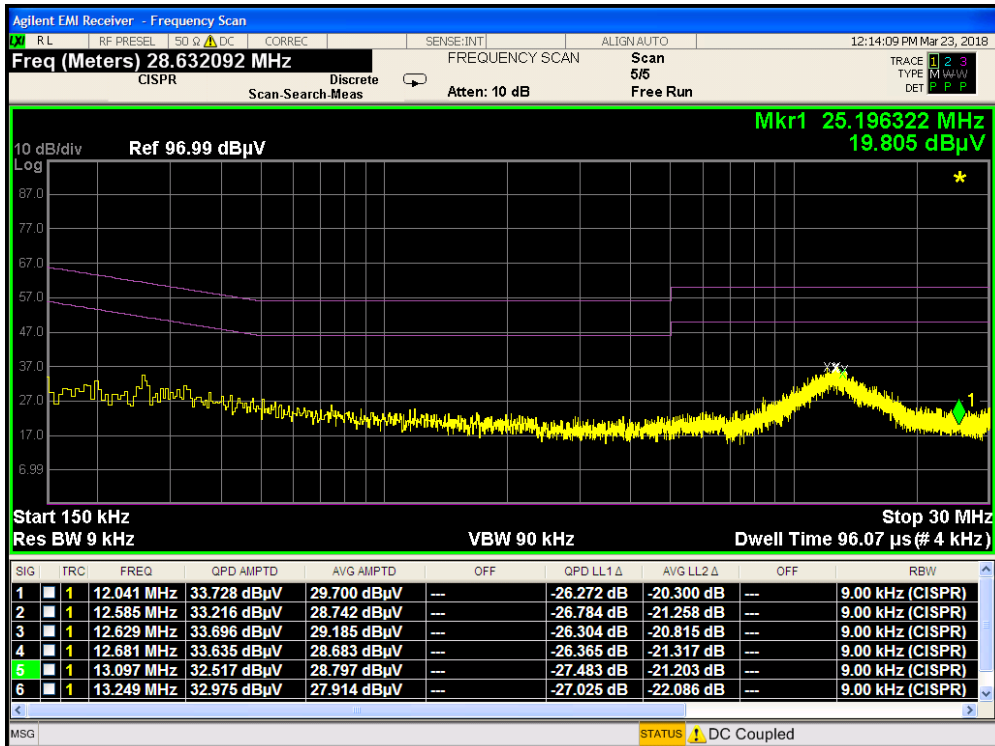


Plot 7-269. Line Conducted Plot with 802.11a UNII Band 2C (N)

FCC ID: ZNFV350A	PCTEST ENGINEERING LABORATORY, INC.	MEASUREMENT REPORT (CERTIFICATION)		Approved by: Quality Manager
Test Report S/N: 1M1803120039-07.ZNF	Test Dates: March 15 - April 4, 2018	EUT Type: Portable Handset		Page 180 of 182



Plot 7-270. Line Conducted Plot with 802.11a UNII Band 3 (L1)



Plot 7-271. Line Conducted Plot with 802.11a UNII Band 3 (N)

FCC ID: ZNFV350A	PCTEST ENGINEERING LABORATORY, INC.	MEASUREMENT REPORT (CERTIFICATION)		Approved by: Quality Manager
Test Report S/N: 1M1803120039-07.ZNF	Test Dates: March 15 - April 4, 2018	EUT Type: Portable Handset		Page 181 of 182

8.0 CONCLUSION

The data collected relate only the item(s) tested and show that the **LG Portable Handset FCC ID: ZNFV350A** is in compliance with Part 15 Subpart C (15.247) of the FCC Rules.

FCC ID: ZNFV350A	 MEASUREMENT REPORT (CERTIFICATION) 		Approved by: Quality Manager
Test Report S/N: 1M1803120039-07.ZNF	Test Dates: March 15 - April 4, 2018	EUT Type: Portable Handset	Page 182 of 182