




## 16. TEST SETUP PHOTOGRAPHS

<b>FCC ID:</b> ZNFV30A		<b>HAC (T-COIL) TEST REPORT</b>		<b>Approved by:</b> Quality Manager
<b>Filename:</b> 1M1802050015-11-R3.ZNF	<b>Test Dates:</b> 02/15/2018 - 02/19/2018	<b>DUT Type:</b> Portable Handset	Page 60 of 62	


© 2018 PCTEST Engineering Laboratory, Inc.

REV 3.2.M  
01/11/2018



© 2018 PCTEST Engineering Laboratory, Inc. All rights reserved. Unless otherwise specified, no part of this report may be reproduced or utilized in any part, form or by any means, electronic or mechanical, including photocopying and microfilm, without permission in writing from PCTEST Engineering Laboratory, Inc. If you have any questions about this international copyright or have an enquiry about obtaining additional rights to this report or assembly of contents thereof, please contact [INFO@PCTEST.COM](mailto:INFO@PCTEST.COM).



**Figure 16-1**  
**Test Setup for Wireless Device**




**Figure 16-2**  
**Test Setup for Wireless Device**

<b>FCC ID:</b> ZNFV30A		<b>HAC (T-COIL) TEST REPORT</b>		<b>Approved by:</b> Quality Manager
<b>Filename:</b> 1M1802050015-11-R3.ZNF	<b>Test Dates:</b> 02/15/2018 - 02/19/2018	<b>DUT Type:</b> Portable Handset	Page 61 of 62	

© 2018 PCTEST Engineering Laboratory, Inc.



REV 3.2.M  
01/11/2018

© 2018 PCTEST Engineering Laboratory, Inc. All rights reserved. Unless otherwise specified, no part of this report may be reproduced or utilized in any part, form or by any means, electronic or mechanical, including photocopying and microfilm, without permission in writing from PCTEST Engineering Laboratory, Inc. If you have any questions about this international copyright or have an enquiry about obtaining additional rights to this report or assembly of contents thereof, please contact [INFO@PCTEST.COM](mailto:INFO@PCTEST.COM).



**Figure 16-3**  
**T-Coil Scan Overlay Magnetic Field Distributions**

Note: Final measurement locations are indicated by a cursor on the contour plots. The LTE FDD, LTE TDD, EDGE and HSPA OTT VoIP radial measurement location is indicated by a cyan cursor.

FCC ID: ZNFV30A		HAC (T-COIL) TEST REPORT		Approved by: Quality Manager
Filename: 1M1802050015-11-R3.ZNF	Test Dates: 02/15/2018 - 02/19/2018	DUT Type: Portable Handset	Page 62 of 62	

© 2018 PCTEST Engineering Laboratory, Inc.

REV 3.2.M  
01/11/2018

© 2018 PCTEST Engineering Laboratory, Inc. All rights reserved. Unless otherwise specified, no part of this report may be reproduced or utilized in any part, form or by any means, electronic or mechanical, including photocopying and microfilm, without permission in writing from PCTEST Engineering Laboratory, Inc. If you have any questions about this international copyright or have an enquiry about obtaining additional rights to this report or assembly of contents thereof, please contact [INFO@PCTEST.COM](mailto:INFO@PCTEST.COM).