



PCTEST ENGINEERING LABORATORY, INC.

7185 Oakland Mills Road, Columbia, MD 21046 USA
Tel. 410.290.6652 / Fax 410.290.6654
<http://www.pctestlab.com>



MEASUREMENT REPORT FCC Part 22, 24, & 27 LTE

Applicant Name:
LG Electronics MobileComm U.S.A
1000 Sylvan Avenue
Englewood Cliffs, NJ 07632
United States

Date of Testing:
6/6 - 7/14/2017
Test Site/Location:
PCTEST Lab., Columbia, MD, USA
Test Report Serial No.:
1M1706070187-03-R1.ZNF


FCC ID :	ZNFV30A
APPLICANT:	LG ELECTRONICS MOBILECOMM U.S.A

Application Type: Certification
FCC Classification: PCS Licensed Transmitter Held to Ear (PCE)
FCC Rule Part(s): §2; §22; §24; §27
Test Procedure(s): ANSI/TIA-603-D-2010, KDB 971168 D01 v02r02, KDB 648474 D03 v01r04
EUT Type: Portable Handset
Model: LG-H931
Additional Model(s): LGH931, H931, LG-H933, LGH933, LG-VS996, LGVS996, VS996, LG-US998, LGUS998, US998
Test Device Serial No.: *identical prototype* [S/N: 33J6X, 33J5P, 33J5N, 05095, 33J6W]



This equipment has been shown to be capable of compliance with the applicable technical standards as indicated in the measurement report and was tested in accordance with the measurement procedures specified in §2.947. Test results reported herein relate only to the item(s) tested.

This revised Test Report (S/N: 1M1706070187-03-R1.ZNF) supersedes and replaces the previously issued test report (S/N: 1M1706070187-03.ZNF) on the same subject device for the same type of testing as indicated. Please discard the previously issued test report(s).

I attest to the accuracy of data. All measurements reported herein were performed by me or were made under my supervision and are correct to the best of my knowledge and belief. I assume full responsibility for the completeness of these measurements and vouch for the qualifications of all persons taking them.




 Randy Ortanez
 President

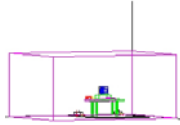


FCC ID: ZNFV30A		FCC Pt. 22, 24, & 27 LTE MEASUREMENT REPORT (CERTIFICATION)		Approved by: Quality Manager
Test Report S/N: 1M1706070187-03-R1.ZNF	Test Dates: 6/6 - 7/14/2017	EUT Type: Portable Handset	Page 1 of 215	

T A B L E O F C O N T E N T S

FCC PART 22, 24, & 27 MEASUREMENT REPORT		3
1.0 INTRODUCTION		6
1.1 Scope		6
1.2 Testing Facility		6
2.0 PRODUCT INFORMATION		7
2.1 Equipment Description		7
2.2 Device Capabilities		7
2.3 Test Configuration		7
2.4 EMI Suppression Device(s)/Modifications		7
3.0 DESCRIPTION OF TESTS		8
3.1 Measurement Procedure		8
3.1 Block C Frequency Range		8
3.2 Block A Frequency Range		8
3.3 Cellular - Base Frequency Blocks		8
3.4 Cellular - Mobile Frequency Blocks		9
3.5 PCS - Base Frequency Blocks		9
3.6 PCS - Mobile Frequency Blocks		9
3.7 AWS - Base Frequency Blocks		9
3.8 AWS - Mobile Frequency Blocks		10
3.9 WCS – Mobile/Base Frequency Blocks		10
3.10 BRS/EBS Frequency Block		10
3.11 Radiated Power and Radiated Spurious Emissions		11
4.0 MEASUREMENT UNCERTAINTY		12
5.0 TEST EQUIPMENT CALIBRATION DATA		13
6.0 SAMPLE CALCULATIONS		14
7.0 TEST RESULTS		15
7.1 Summary		15
7.2 Occupied Bandwidth		17
7.3 Spurious and Harmonic Emissions at Antenna Terminal		66
7.4 Band Edge Emissions at Antenna Terminal		100
7.5 Peak-Average Ratio		160
7.6 Radiated Power (ERP/EIRP)		170
7.7 Radiated Spurious Emissions Measurements		180
7.8 Frequency Stability / Temperature Variation		198
8.0 CONCLUSION		215

FCC ID: ZNFV30A	 FCC Pt. 22, 24, & 27 LTE MEASUREMENT REPORT (CERTIFICATION)		Approved by: Quality Manager
Test Report S/N: 1M1706070187-03-R1.ZNF	Test Dates: 6/6 - 7/14/2017	EUT Type: Portable Handset	
			Page 2 of 215



MEASUREMENT REPORT

FCC Part 22, 24, & 27





§2.1033 General Information

APPLICANT: LG Electronics MobileComm U.S.A
APPLICANT ADDRESS: 1000 Sylvan Avenue
 Englewood Cliffs, NJ 07632, United States
TEST SITE: PCTEST ENGINEERING LABORATORY, INC.
TEST SITE ADDRESS: 7185 Oakland Mills Road, Columbia, MD 21045 USA
FCC RULE PART(S): §2; §22; §24; §27
BASE MODEL: LG-H931
FCC ID: ZNFV30A
FCC CLASSIFICATION: PCS Licensed Transmitter Held to Ear (PCE)
FREQUENCY TOLERANCE: ±0.00025 % (2.5 ppm)
Test Device Serial No.: 33J6X, 33J5P, 33J5N, Production Pre-Production Engineering
 05095, 33J6W
DATE(S) OF TEST: 6/6 - 7/14/2017
TEST REPORT S/N: 1M1706070187-03-R1.ZNF

Test Facility / Accreditations

Measurements were performed at PCTEST Engineering Lab located in Columbia, MD 21046, U.S.A.



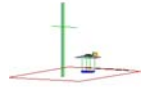
- PCTEST facility is an FCC registered (PCTEST Reg. No. 159966) test facility with the site description report on file and has met all the requirements specified in Section 2.948 of the FCC Rules and Industry Canada (2451B-1).
- PCTEST Lab is accredited to ISO 17025 by U.S. National Institute of Standards and Technology (NIST) under the National Voluntary Laboratory Accreditation Program (NVLAP Lab code: 100431-0) in EMC, FCC and Telecommunications.
- PCTEST Lab is accredited to ISO 17025-2005 by the American Association for Laboratory Accreditation (A2LA) in Specific Absorption Rate (SAR) testing, Hearing Aid Compatibility (HAC) testing, CTIA Test Plans, and wireless testing for FCC and Industry Canada Rules.
- PCTEST Lab is a recognized U.S. Conformity Assessment Body (CAB) in EMC and R&TTE (n.b. 0982) under the U.S.-EU Mutual Recognition Agreement (MRA).
- PCTEST TCB is a Telecommunication Certification Body (TCB) accredited to ISO/IEC Guide 65 by the American National Standards Institute (ANSI) in all scopes of FCC Rules and Industry Canada Standards (RSS).
- PCTEST facility is an IC registered (2451B-1) test laboratory with the site description on file at Industry Canada.
- PCTEST is a CTIA Authorized Test Laboratory (CATL) for AMPS, CDMA, and EvDO wireless devices and for Over-the-Air (OTA) Antenna Performance testing for AMPS, CDMA, GSM, GPRS, EGPRS, UMTS (W-CDMA), CDMA 1xEVDO, and CDMA 1xRTT.

FCC ID: ZNFV30A	PCTEST ENGINEERING LABORATORY, INC.	FCC Pt. 22, 24, & 27 LTE MEASUREMENT REPORT (CERTIFICATION)	LG	Approved by: Quality Manager
Test Report S/N: 1M1706070187-03-R1.ZNF	Test Dates: 6/6 - 7/14/2017	EUT Type: Portable Handset	Page 3 of 215	





MEASUREMENT REPORT

FCC Part 22, 24, & 27





Mode	FCC Rule Part	Tx Frequency (MHz)	ERP/EIRP		Emission Designator	Modulation
			Max. Power (W)	Max. Power (dBm)		
LTE Band 12	27	699.7 - 715.3	0.053	17.23	1M09G7D	QPSK
LTE Band 12	27	699.7 - 715.3	0.044	16.41	1M10W7D	16QAM
LTE Band 12	27	699.7 - 715.3	0.035	15.45	1M10W7D	64QAM
LTE Band 12	27	700.5 - 714.5	0.054	17.32	2M70G7D	QPSK
LTE Band 12	27	700.5 - 714.5	0.046	16.60	2M70W7D	16QAM
LTE Band 12	27	700.5 - 714.5	0.036	15.53	2M71W7D	64QAM
LTE Band 12/17	27	701.5 - 713.5	0.055	17.41	4M49G7D	QPSK
LTE Band 12/17	27	701.5 - 713.5	0.046	16.58	4M50W7D	16QAM
LTE Band 12/17	27	701.5 - 713.5	0.036	15.61	4M52W7D	64QAM
LTE Band 12/17	27	704 - 711	0.053	17.24	9M03G7D	QPSK
LTE Band 12/17	27	704 - 711	0.044	16.45	8M98W7D	16QAM
LTE Band 12/17	27	704 - 711	0.035	15.41	9M00W7D	64QAM
LTE Band 13	27	779.5 - 784.5	0.074	18.67	4M51G7D	QPSK
LTE Band 13	27	779.5 - 784.5	0.064	18.07	4M50W7D	16QAM
LTE Band 13	27	779.5 - 784.5	0.051	17.10	4M51W7D	64QAM
LTE Band 13	27	782	0.069	18.38	9M02G7D	QPSK
LTE Band 13	27	782	0.059	17.72	8M98W7D	16QAM
LTE Band 13	27	782	0.048	16.81	8M97W7D	64QAM
LTE Band 5	22H	824.7 - 848.3	0.054	17.31	1M10G7D	QPSK
LTE Band 5	22H	824.7 - 848.3	0.044	16.41	1M10W7D	16QAM
LTE Band 5	22H	824.7 - 848.3	0.034	15.31	1M09W7D	64QAM
LTE Band 5	22H	825.5 - 847.5	0.053	17.22	2M70G7D	QPSK
LTE Band 5	22H	825.5 - 847.5	0.043	16.37	2M69W7D	16QAM
LTE Band 5	22H	825.5 - 847.5	0.034	15.34	2M70W7D	64QAM
LTE Band 5	22H	826.5 - 846.5	0.053	17.27	4M52G7D	QPSK
LTE Band 5	22H	826.5 - 846.5	0.044	16.46	4M52W7D	16QAM
LTE Band 5	22H	826.5 - 846.5	0.034	15.36	4M51W7D	64QAM
LTE Band 5	22H	829 - 844	0.054	17.32	9M02G7D	QPSK
LTE Band 5	22H	829 - 844	0.046	16.61	8M98W7D	16QAM
LTE Band 5	22H	829 - 844	0.035	15.46	9M00W7D	64QAM
LTE Band 4/66	27	1710.7 - 1779.3	0.461	26.64	1M10G7D	QPSK
LTE Band 4/66	27	1710.7 - 1779.3	0.370	25.69	1M10W7D	16QAM
LTE Band 4/66	27	1710.7 - 1779.3	0.305	24.84	1M10W7D	64QAM
LTE Band 4/66	27	1711.5 - 1778.5	0.447	26.50	2M70G7D	QPSK
LTE Band 4/66	27	1711.5 - 1778.5	0.362	25.58	2M70W7D	16QAM
LTE Band 4/66	27	1711.5 - 1778.5	0.299	24.75	2M70W7D	64QAM
LTE Band 4/66	27	1712.5 - 1777.5	0.494	26.94	4M51G7D	QPSK
LTE Band 4/66	27	1712.5 - 1777.5	0.447	26.51	4M50W7D	16QAM
LTE Band 4/66	27	1712.5 - 1777.5	0.376	25.76	4M52W7D	64QAM
LTE Band 4/66	27	1715 - 1775	0.500	26.99	9M05G7D	QPSK
LTE Band 4/66	27	1715 - 1775	0.413	26.16	8M98W7D	16QAM
LTE Band 4/66	27	1715 - 1775	0.352	25.47	9M03W7D	64QAM
LTE Band 4/66	27	1717.5 - 1772.5	0.496	26.95	13M5G7D	QPSK
LTE Band 4/66	27	1717.5 - 1772.5	0.448	26.51	13M5W7D	16QAM
LTE Band 4/66	27	1717.5 - 1772.5	0.353	25.48	13M5W7D	64QAM
LTE Band 4/66	27	1720 - 1770	0.497	26.96	18M0G7D	QPSK
LTE Band 4/66	27	1720 - 1770	0.442	26.45	18M0W7D	16QAM
LTE Band 4/66	27	1720 - 1770	0.319	25.04	17M9W7D	64QAM

FCC ID: ZNFV30A		FCC Pt. 22, 24, & 27 LTE MEASUREMENT REPORT (CERTIFICATION)		Approved by: Quality Manager
Test Report S/N: 1M1706070187-03-R1.ZNF	Test Dates: 6/6 - 7/14/2017	EUT Type: Portable Handset		Page 4 of 215

Mode	FCC Rule Part	Tx Frequency (MHz)	EIRP		Emission Designator	Modulation
			Max. Power (W)	Max. Power (dBm)		
LTE Band 2/25	24E	1850.7 - 1914.3	0.345	25.38	1M10G7D	QPSK
LTE Band 2/25	24E	1850.7 - 1914.3	0.295	24.70	1M09W7D	16QAM
LTE Band 2/25	24E	1850.7 - 1914.3	0.226	23.55	1M09W7D	64QAM
LTE Band 2/25	24E	1851.5 - 1913.5	0.349	25.43	2M70G7D	QPSK
LTE Band 2/25	24E	1851.5 - 1913.5	0.282	24.51	2M70W7D	16QAM
LTE Band 2/25	24E	1851.5 - 1913.5	0.222	23.47	2M70W7D	64QAM
LTE Band 2/25	24E	1852.5 - 1912.5	0.363	25.60	4M51G7D	QPSK
LTE Band 2/25	24E	1852.5 - 1912.5	0.302	24.80	4M52W7D	16QAM
LTE Band 2/25	24E	1852.5 - 1912.5	0.219	23.41	4M52W7D	64QAM
LTE Band 2/25	24E	1855 - 1910	0.371	25.70	9M02G7D	QPSK
LTE Band 2/25	24E	1855 - 1910	0.301	24.79	9M00W7D	16QAM
LTE Band 2/25	24E	1855 - 1910	0.252	24.01	8M99W7D	64QAM
LTE Band 2/25	24E	1857.5 - 1907.5	0.356	25.52	13M5G7D	QPSK
LTE Band 2/25	24E	1857.5 - 1907.5	0.297	24.73	13M5W7D	16QAM
LTE Band 2/25	24E	1857.5 - 1907.5	0.229	23.60	13M5W7D	64QAM
LTE Band 2/25	24E	1860 - 1905	0.373	25.71	18M0G7D	QPSK
LTE Band 2/25	24E	1860 - 1905	0.326	25.13	18M0W7D	16QAM
LTE Band 2/25	24E	1860 - 1905	0.245	23.88	18M0W7D	64QAM
LTE Band 30	27	2307.5 - 2312.5	0.060	17.80	4M51G7D	QPSK
LTE Band 30	27	2307.5 - 2312.5	0.059	17.73	4M51W7D	16QAM
LTE Band 30	27	2307.5 - 2312.5	0.044	16.40	4M52W7D	64QAM
LTE Band 30	27	2310	0.062	17.91	9M01G7D	QPSK
LTE Band 30	27	2310	0.059	17.69	8M98W7D	16QAM
LTE Band 30	27	2310	0.040	16.07	9M01W7D	64QAM
LTE Band 7	27	2502.5 - 2567.5	0.130	21.13	4M51G7D	QPSK
LTE Band 7	27	2502.5 - 2567.5	0.127	21.05	4M52W7D	16QAM
LTE Band 7	27	2502.5 - 2567.5	0.095	19.78	4M53W7D	64QAM
LTE Band 7	27	2505 - 2565	0.135	21.29	9M04G7D	QPSK
LTE Band 7	27	2505 - 2565	0.131	21.17	9M00W7D	16QAM
LTE Band 7	27	2505 - 2565	0.099	19.94	9M02W7D	64QAM
LTE Band 7	27	2507.5 - 2562.5	0.147	21.66	13M5G7D	QPSK
LTE Band 7	27	2507.5 - 2562.5	0.132	21.21	13M5W7D	16QAM
LTE Band 7	27	2507.5 - 2562.5	0.107	20.30	13M5W7D	64QAM
LTE Band 7	27	2510 - 2560	0.142	21.51	17M9G7D	QPSK
LTE Band 7	27	2510 - 2560	0.137	21.35	18M0W7D	16QAM
LTE Band 7	27	2510 - 2560	0.105	20.20	17M9W7D	64QAM
LTE Band 41	27	2498.5 - 2687.5	0.085	19.27	4M55G7D	QPSK
LTE Band 41	27	2498.5 - 2687.5	0.067	18.25	4M56W7D	16QAM
LTE Band 41	27	2498.5 - 2687.5	0.055	17.36	4M58W7D	64QAM
LTE Band 41	27	2501 - 2685	0.091	19.61	9M02G7D	QPSK
LTE Band 41	27	2501 - 2685	0.079	18.96	8M97W7D	16QAM
LTE Band 41	27	2501 - 2685	0.062	17.90	9M02W7D	64QAM
LTE Band 41	27	2503.5 - 2682.5	0.080	19.04	13M5G7D	QPSK
LTE Band 41	27	2503.5 - 2682.5	0.069	18.38	13M5W7D	16QAM
LTE Band 41	27	2503.5 - 2682.5	0.051	17.06	13M5W7D	64QAM
LTE Band 41	27	2506 - 2680	0.080	19.05	18M0G7D	QPSK
LTE Band 41	27	2506 - 2680	0.062	17.95	18M0W7D	16QAM
LTE Band 41	27	2506 - 2680	0.049	16.86	18M0W7D	64QAM

EUT Overview

FCC ID: ZNFV30A		FCC Pt. 22, 24, & 27 LTE MEASUREMENT REPORT (CERTIFICATION)		Approved by: Quality Manager
Test Report S/N: 1M1706070187-03-R1.ZNF	Test Dates: 6/6 - 7/14/2017	EUT Type: Portable Handset	Page 5 of 215	

1.0 INTRODUCTION

1.1 Scope

Measurement and determination of electromagnetic emissions (EME) of radio frequency devices including intentional and/or unintentional radiators for compliance with the technical rules and regulations of the Federal Communications Commission and the Industry Canada Certification and Engineering Bureau.

1.2 Testing Facility

The map below shows the location of the PCTEST LABORATORY, its proximity to the FCC Laboratory, the Columbia vicinity, the Baltimore-Washington Intern't'l (BWI) airport, the city of Baltimore and the Washington, DC area. (See Figure 1-1).

These measurement tests were conducted at the PCTEST Engineering Laboratory, Inc. facility located at 7185 Oakland Mills Road, Columbia, MD 21046. The site coordinates are 39° 10'23" N latitude and 76° 49'50" W longitude. The facility is 0.4 miles North of the FCC laboratory, and the ambient signal and ambient signal strength are approximately equal to those of the FCC laboratory. The detailed description of the measurement facility was found to be in compliance with the requirements of § 2.948 according to ANSI C63.4-2014 on January 22, 2015.

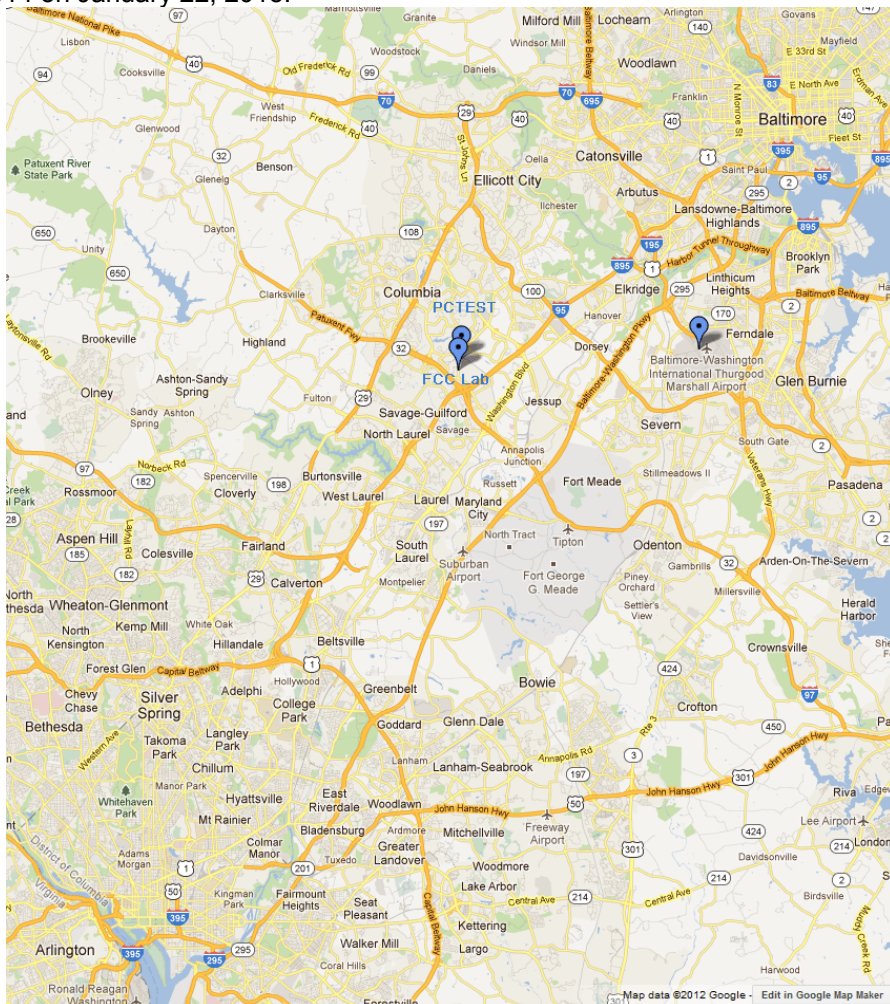


Figure 1-1. Map of the Greater Baltimore and Metropolitan Washington, D.C. area

FCC ID: ZNFV30A	PCTEST ENGINEERING LABORATORY, INC.	FCC Pt. 22, 24, & 27 LTE MEASUREMENT REPORT (CERTIFICATION)	LG	Approved by: Quality Manager
Test Report S/N: 1M1706070187-03-R1.ZNF	Test Dates: 6/6 - 7/14/2017	EUT Type: Portable Handset		Page 6 of 215

2.0 PRODUCT INFORMATION

2.1 Equipment Description

The Equipment Under Test (EUT) is the **LG Portable Handset FCC ID: ZNFV30A**. The test data contained in this report pertains only to the emissions due to the EUT's LTE function.

2.2 Device Capabilities

This device contains the following capabilities:

850/1900 CDMA/EvDO Rev0/A, 1x Advanced (BC0, BC1), 850/1900 GPRS/EDGE, 850/1700/1900 WCDMA/HSPA, Multi-band LTE, 802.11b/g/n/ac WLAN, 802.11a/n/ac UNII, Bluetooth (1x, EDR, LE), NFC

LTE Band 12 (698 – 716 MHz) overlaps the entire frequency range of LTE Band 17 (704 – 716 MHz). Therefore, test data provided in this report covers Band 17 as well as Band 12.

LTE Band 66 (1710 – 1780 MHz) overlaps the entire frequency range of LTE Band 4 (1710 – 1755 MHz). Therefore, test data provided in this report covers Band 4 as well as Band 66.

LTE Band 25 (1850 – 1915 MHz) overlaps the entire frequency range of LTE Band 2 (1850 – 1910 MHz). Therefore, test data provided in this report covers Band 2 as well as Band 25.



2.3 Test Configuration

The EUT was tested per the guidance of ANSI/TIA-603-D-2010 and KDB 971168 D01 v02r02. See Section 7.0 of this test report for a description of the radiated and antenna port conducted emissions tests.

This device supports wireless charging capability and, thus, is subject to the test requirements of KDB 648474 D03 v01r04. Additional radiated spurious emission measurements were performed with the EUT lying flat on a certified wireless charging pad (WCP) while operating under normal conditions in a simulated call or data transmission configuration. The worst case radiated emissions data is shown in this report.

2.4 EMI Suppression Device(s)/Modifications

No EMI suppression device(s) were added and no modifications were made during testing.

FCC ID: ZNFV30A		FCC Pt. 22, 24, & 27 LTE MEASUREMENT REPORT (CERTIFICATION)		Approved by: Quality Manager
Test Report S/N: 1M1706070187-03-R1.ZNF	Test Dates: 6/6 - 7/14/2017	EUT Type: Portable Handset	Page 7 of 215	

3.0 DESCRIPTION OF TESTS

3.1 Measurement Procedure

The measurement procedures described in the document titled “Land Mobile FM or PM – Communications Equipment – Measurements and Performance Standards” (ANSI/TIA-603-D-2010) and “Procedures for Compliance Measurement of the Fundamental Emission Power of Licensed Wideband (> 1 MHz) Digital Transmission Systems” (KDB 971168 D01 v02r02) were used in the measurement of the EUT.

3.1 Block C Frequency Range

§27.5(b)(3)

Two paired channels of 11 megahertz each are available for assignment in Block C in the 746-757 MHz and 776-787 MHz bands. In the event that no licenses for two channels in this Block C are assigned based on the results of the first auction in which such licenses were offered because the auction results do not satisfy the applicable reserve price, the spectrum in the 746-757 MHz and 776-787 MHz bands will instead be made available for assignment at a subsequent auction as follows: (i) Two paired channels of 6 megahertz each available for assignment in Block C1 in the 746-752 MHz and 776-782 MHz bands. (ii) Two paired channels of 5 megahertz each available for assignment in Block C2 in the 752-757 MHz and 782-787 MHz bands.

3.2 Block A Frequency Range

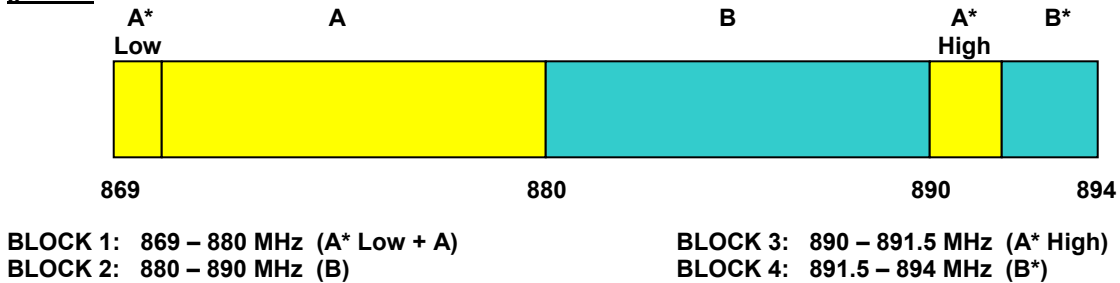
§27.5(c)



698-746 MHz band. The following frequencies are available for licensing pursuant to this part in the 698-746 MHz band: (1) Three paired channel blocks of 12 megahertz each are available for assignment as follows:

- Block A: 698-704 MHz and 728-734 MHz;
- Block B: 704-710 MHz and 734-740 MHz; and
- Block C: 710-716 MHz and 740-746 MHz.

3.3 Cellular - Base Frequency Blocks

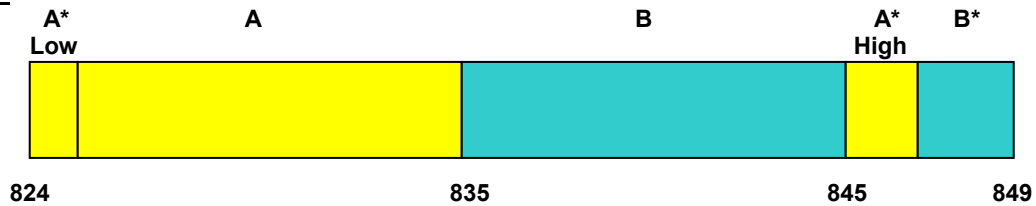
§22.905



FCC ID: ZNFV30A		FCC Pt. 22, 24, & 27 LTE MEASUREMENT REPORT (CERTIFICATION)		Approved by: Quality Manager
Test Report S/N: 1M1706070187-03-R1.ZNF	Test Dates: 6/6 - 7/14/2017	EUT Type: Portable Handset	Page 8 of 215	

3.4 Cellular - Mobile Frequency Blocks

§22.905

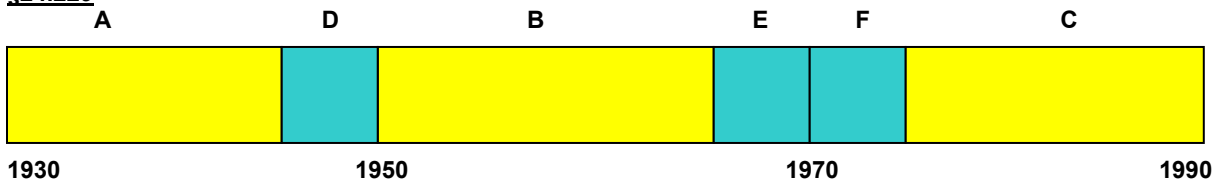


BLOCK 1: 824 – 835 MHz (A* Low + A)
 BLOCK 2: 835 – 845 MHz (B)

BLOCK 3: 845 – 846.5 MHz (A* High)
 BLOCK 4: 846.5 – 849 MHz (B*)

3.5 PCS - Base Frequency Blocks

§24.229

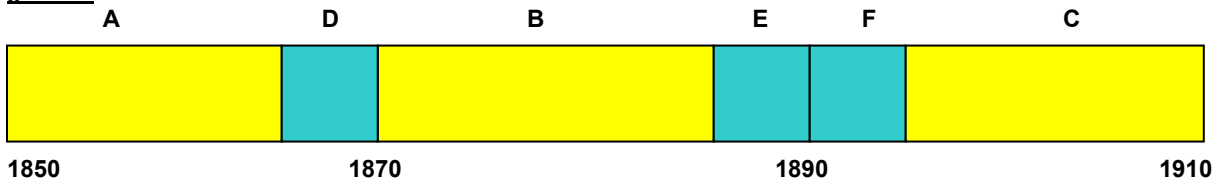


BLOCK 1: 1930 – 1945 MHz (A)
 BLOCK 2: 1945 – 1950 MHz (D)
 BLOCK 3: 1950 – 1965 MHz (B)

BLOCK 4: 1965 – 1970 MHz (E)
 BLOCK 5: 1970 – 1975 MHz (F)
 BLOCK 6: 1975 – 1990 MHz (C)

3.6 PCS - Mobile Frequency Blocks

§24.229

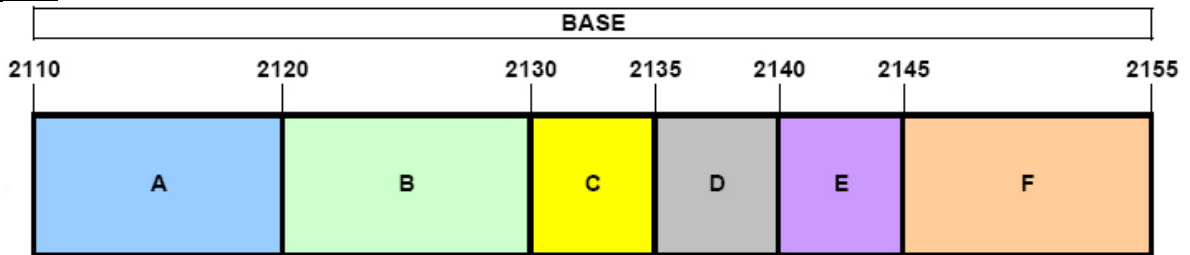


BLOCK 1: 1850 – 1865 MHz (A)
 BLOCK 2: 1865 – 1870 MHz (D)
 BLOCK 3: 1870 – 1885 MHz (B)

BLOCK 4: 1885 – 1890 MHz (E)
 BLOCK 5: 1890 – 1895 MHz (F)
 BLOCK 6: 1895 – 1910 MHz (C)

3.7 AWS - Base Frequency Blocks

§27.5(h)



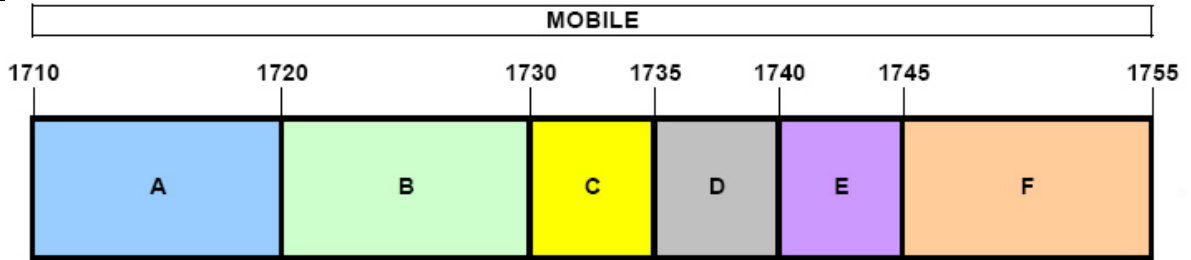
BLOCK 1: 2110 – 2120 MHz (A)
 BLOCK 2: 2120 – 2130 MHz (B)
 BLOCK 3: 2130 – 2135 MHz (C)

BLOCK 4: 2135 – 2140 MHz (D)
 BLOCK 5: 2140 – 2145 MHz (E)
 BLOCK 6: 2145 – 2155 MHz (F)

FCC ID: ZNFV30A	PCTEST ENGINEERING LABORATORY, INC.	FCC Pt. 22, 24, & 27 LTE MEASUREMENT REPORT (CERTIFICATION)	LG	Approved by: Quality Manager
Test Report S/N: 1M1706070187-03-R1.ZNF	Test Dates: 6/6 - 7/14/2017	EUT Type: Portable Handset		Page 9 of 215

3.8 AWS - Mobile Frequency Blocks

§27.5(h)



BLOCK 1: 1710 – 1720 MHz (A)
 BLOCK 2: 1720 – 1730 MHz (B)
 BLOCK 3: 1730 – 1735 MHz (C)

BLOCK 4: 1735 – 1740 MHz (D)
 BLOCK 5: 1740 – 1745 MHz (E)
 BLOCK 6: 1745 – 1755 MHz (F)

3.9 WCS – Mobile/Base Frequency Blocks

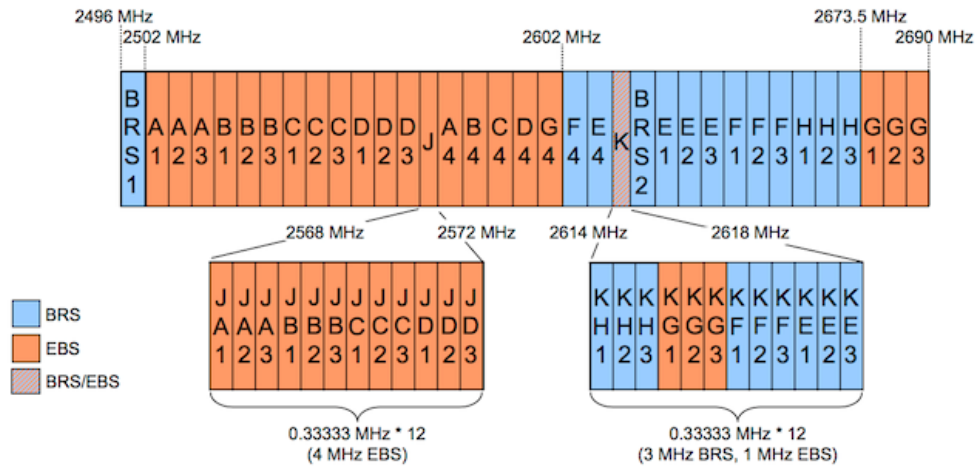
§27.5(a)

The following frequencies are available for WCS in the 2305-2320 MHz and 2345-2360 MHz bands:

- BLOCK 1: 2305-2310 and 2350-2355 MHz (A)
- BLOCK 2: 2310-2315 and 2355-236 MHz (B)
- BLOCK 3: 2315-2320 MHz (C)
- BLOCK 4: 2345-2350 MHz (D)

3.10 BRS/EBS Frequency Block

§27.5



FCC ID: ZNFV30A	PCTEST ENGINEERING LABORATORY, INC.	FCC Pt. 22, 24, & 27 LTE MEASUREMENT REPORT (CERTIFICATION)	LG	Approved by: Quality Manager
Test Report S/N: 1M1706070187-03-R1.ZNF	Test Dates: 6/6 - 7/14/2017	EUT Type: Portable Handset	Page 10 of 215	

3.11 Radiated Power and Radiated Spurious Emissions

§2.1053 §22.913(a.2) §22.917(a) §24.232(c) §24.238(a) §27.50(b.10) §27.50(c.10) §27.50(d.4) §27.53(a.4) §27.53(f) §27.53(g) §27.53(h) §27.53(m)

The radiated test facilities consisted of an indoor 3 meter semi-anechoic chamber used for final measurements and exploratory measurements, when necessary. The measurement area is contained within the semi-anechoic chamber which is shielded from any ambient interference. The test site inside the chamber is a 6m x 5.2m elliptical, obstruction-free area in accordance with Figure 5.7 of Clause 5 in ANSI C63.4-2014. Absorbers are arranged on the floor between the turn table and the antenna mast in such a way so as to maximize the reduction of reflections for measurements above 1GHz. For measurements below 1GHz, the absorbers are removed. A raised turntable is used for radiated measurement. The turn table is a continuously rotatable, remote-controlled, metallic turntable and 2 meters (6.56 ft.) in diameter. The turn table is flush with the raised floor of the chamber in order to maintain its function as a ground plane. A 72.4cm high PVC support structure is placed on top of the turntable. A 3" (~7.6cm) sheet of high density polystyrene is used as the table top and is placed on top of the PVC supports to bring the total height of the table to 80cm.



The equipment under test was transmitting while connected to its integral antenna and is placed on a turntable 3 meters from the receive antenna. The receive antenna height is adjusted between 1 and 4 meter height, the turntable is rotated through 360 degrees, and the EUT is manipulated through all orthogonal planes representative of its typical use to achieve the highest reading on the receive spectrum analyzer. Radiated power levels are also investigated with the receive antenna horizontally and vertically polarized. The maximized power level is recorded using the spectrum analyzer "Channel Power" function with the integration band set to the emissions' occupied bandwidth, a RMS detector, RBW = 100kHz, VBW = 300kHz, and a 1 second sweep time over a minimum of 10 sweeps, per the guidelines of KDB 971168 D01 v02r02.

Per the guidance of ANSI/TIA-603-D-2010, a half-wave dipole is then substituted in place of the EUT. For emissions above 1GHz, a horn antenna is substituted in place of the EUT. The substitute antenna is driven by a signal generator with the level of the signal generator being adjusted to obtain the same receive spectrum analyzer level previously recorded from the spurious emission from the EUT. The power of the emission is calculated using the following formula:

$$P_d \text{ [dBm]} = P_g \text{ [dBm]} - \text{cable loss [dB]} + \text{antenna gain [dBd/dBi]}$$

Where, P_d is the dipole equivalent power, P_g is the generator output into the substitution antenna, and the antenna gain is the gain of the substitute antenna used relative to either a half-wave dipole (dBd) or an isotropic source (dBi). The substitute level is equal to $P_g \text{ [dBm]} - \text{cable loss [dB]}$.



The calculated P_d levels are then compared to the absolute spurious emission limit of -13dBm which is equivalent to the required minimum attenuation of $43 + 10\log_{10}(\text{Power}_{\text{[Watts]}})$. For Band 7, the calculated P_d levels are compared to the absolute spurious emission limit of -25dBm which is equivalent to the required minimum attenuation of $55 + 10\log_{10}(\text{Power}_{\text{[Watts]}})$. For Band 30, the calculated P_d levels are compared to the absolute spurious emission limit of -40dBm which is equivalent to the required minimum attenuation of $70 + 10\log_{10}(\text{Power}_{\text{[Watts]}})$.

FCC ID: ZNFV30A		FCC Pt. 22, 24, & 27 LTE MEASUREMENT REPORT (CERTIFICATION)		Approved by: Quality Manager
Test Report S/N: 1M1706070187-03-R1.ZNF	Test Dates: 6/6 - 7/14/2017	EUT Type: Portable Handset	Page 11 of 215	

4.0 MEASUREMENT UNCERTAINTY

The measurement uncertainties shown below were calculated in accordance with the requirements of ANSI C63.4-2014. All measurement uncertainty values are shown with a coverage factor of $k = 2$ to indicate a 95% level of confidence. The measurement uncertainty shown below meets or exceeds the U_{CISPR} measurement uncertainty values specified in CISPR 16-4-2 and, thus, can be compared directly to specified limits to determine compliance.

Contribution	Expanded Uncertainty (\pm dB)
Conducted Bench Top Measurements	1.13
Radiated Disturbance (<1GHz)	4.98
Radiated Disturbance (>1GHz)	5.07
Radiated Disturbance (>18GHz)	5.09

FCC ID: ZNFV30A		FCC Pt. 22, 24, & 27 LTE MEASUREMENT REPORT (CERTIFICATION)		Approved by: Quality Manager
Test Report S/N: 1M1706070187-03-R1.ZNF	Test Dates: 6/6 - 7/14/2017	EUT Type: Portable Handset	Page 12 of 215	

5.0 TEST EQUIPMENT CALIBRATION DATA



Test Equipment Calibration is traceable to the National Institute of Standards and Technology (NIST). Measurements antennas used during testing were calibrated in accordance to the requirements of ANSI C63.5-2006.

Manufacturer	Model	Description	Cal Date	Cal Interval	Cal Due	Serial Number
-	RE1	Radiated Emissions Cable Set (UHF/EHF)	7/11/2016	Annual	7/11/2017	RE1
-	LTx2	Licensed Transmitter Cable Set	5/3/2017	Annual	5/3/2018	LTx2
Agilent	N9020A	MXA Signal Analyzer	10/28/2016	Annual	10/28/2017	US46470561
Agilent	N9038A	MXE EMI Receiver	4/26/2017	Annual	4/26/2018	MYS1210133
Com-Power	AL-130	9kHz - 30MHz Loop Antenna	7/30/2015	Biennial	7/30/2017	121034
Com-Power	PAM-103	Pre-Amplifier (1-1000MHz)	7/6/2016	Annual	7/6/2017	441119
Com-Power	PAM-103	Pre-Amplifier (1-1000MHz)	7/11/2016	Annual	7/11/2017	441128
Emco	3115	Horn Antenna (1-18GHz)	3/10/2016	Biennial	3/10/2018	9704-5182
Espec	ESX-2CA	Environmental Chamber	4/11/2017	Annual	4/11/2018	17620
ETS Lindgren	3164-08	Quad Ridge Horn Antenna	4/26/2016	Biennial	4/26/2018	128337
K & L	13SH10-1000/U1000	N Type High Pass Filter	7/6/2016	Annual	7/6/2017	13SH10-1000/U1000-1
K & L	13SH10-1000/U1000	N Type High Pass Filter	7/11/2016	Annual	7/11/2017	13SH10-1000/U1000-2
K & L	11SH10-3075/U18000	High Pass Filter	7/11/2016	Annual	7/11/2017	11SH10-3075/U18000-2
K & L	11SH10-3075/U18000	High Pass Filter	7/6/2016	Annual	7/6/2017	11SH10-3075/U18000-1
Mini Circuits	TVA-11-422	RF Power Amp	N/A			QA1317001
Mini Circuits	PWR-SEN-4GHS	USB Power Sensor	3/24/2017	Annual	3/24/2018	11401010036
Mini-Circuits	SSG-4000HP	Synthesized Signal Generator	N/A			11208010032
PCTEST	-	EMC Switch System	7/11/2016	Annual	7/11/2017	NM1
PCTEST	-	EMC Switch System	7/6/2016	Annual	7/6/2017	NM2
Rhode & Schwarz	TS-PR18	Pre-Amplifier	7/6/2016	Annual	7/6/2017	101622
Rohde & Schwarz	CMW500	Radio Communication Tester	N/A			112347
Rohde & Schwarz	TS-PR18	1-18 GHz Pre-Amplifier	7/11/2016	Annual	7/11/2017	100071
Rohde & Schwarz	TS-PR26	18-26.5 GHz Pre-Amplifier	5/11/2017	Annual	5/11/2018	100040
Rohde & Schwarz	ESU26	EMI Test Receiver (26.5GHz)	4/19/2017	Annual	4/19/2018	100342
Rohde & Schwarz	ESU40	EMI Test Receiver (40GHz)	7/15/2016	Annual	7/15/2017	100348
Rohde & Schwarz	FSW67	Signal / Spectrum Analyzer	7/27/2016	Annual	7/27/2017	103200
Schwarzbeck	UHA 9105	Dipole Antenna (400 - 1GHz) Tx	11/18/2015	Biennial	11/18/2017	91052522TX
Seekonk	NC-100	Torque Wrench 5/16", 8" lbs	3/2/2016	Biennial	3/2/2018	N/A
Sunol	DRH-118	Horn Antenna (1-18GHz)	7/30/2015	Biennial	7/30/2017	A050307
Sunol	JB5	Bi-Log Antenna (30M - 5GHz)	3/14/2016	Biennial	3/14/2018	A051107

Table 5-1. Test Equipment

Notes:

1. For equipment listed above that has a calibration date or calibration due date that falls within the test date range, care was taken to ensure that this equipment was used after the calibration date and before the calibration due date.
2. Equipment with a calibration date of "N/A" shown in this list was not used to make direct calibrated measurements.

FCC ID: ZNFV30A	 FCC Pt. 22, 24, & 27 LTE MEASUREMENT REPORT (CERTIFICATION)			Approved by: Quality Manager
Test Report S/N: 1M1706070187-03-R1.ZNF	Test Dates: 6/6 - 7/14/2017	EUT Type: Portable Handset	Page 13 of 215	

6.0 SAMPLE CALCULATIONS

Emission Designator

QPSK Modulation

Emission Designator = 8M62G7D

LTE BW = 8.62 MHz

G = Phase Modulation

7 = Quantized/Digital Info

D = Data transmission, telemetry, telecommand

16QAM Modulation

Emission Designator = 8M45W7D

LTE BW = 8.45 MHz

W = Amplitude/Angle Modulated



7 = Quantized/Digital Info

D = Data transmission, telemetry, telecommand

Spurious Radiated Emission – LTE Band

Example: Middle Channel LTE Mode 2nd Harmonic (1564 MHz)

The average spectrum analyzer reading at 3 meters with the EUT on the turntable was -81.0 dBm. The gain of the substituted antenna is 8.1 dBi. The signal generator connected to the substituted antenna terminals is adjusted to produce a reading of -81.0 dBm on the spectrum analyzer. The loss of the cable between the signal generator and the terminals of the substituted antenna is 2.0 dB at 1564 MHz. So 6.1 dB is added to the signal generator reading of -30.9 dBm yielding -24.80 dBm. The fundamental EIRP was 25.501 dBm so this harmonic was 25.501 dBm $- (-24.80)$.

FCC ID: ZNFV30A		FCC Pt. 22, 24, & 27 LTE MEASUREMENT REPORT (CERTIFICATION)		Approved by: Quality Manager
Test Report S/N: 1M1706070187-03-R1.ZNF	Test Dates: 6/6 - 7/14/2017	EUT Type: Portable Handset	Page 14 of 215	



7.0 TEST RESULTS

7.1 Summary

Company Name: LG Electronics MobileComm U.S.A
 FCC ID: ZNFV30A
 FCC Classification: PCS Licensed Transmitter Held to Ear (PCE)
 Mode(s): LTE



FCC Part Section(s)	Test Description	Test Limit	Test Condition	Result	Reference
2.1049	Occupied Bandwidth	N/A	CONDUCTED	PASS	Section 7.2
2.1051 22.917(a) 24.238(a) 27.53(c) 27.53(g) 27.53(h)	Out of Band Emissions	> 43 + 10log ₁₀ (P[Watts]) at Band Edge and for all out-of-band emissions		PASS	Section 7.3, 7.4
27.53(m)	Out of Band Emissions	> 43 + 10log ₁₀ (P[Watts]) at channel edges and > 55 + 10log ₁₀ (P[Watts]) at 5.5MHz away and beyond channel edges		PASS	Section 7.3, 7.4
27.53(a)	Out of Band Emissions	> 43 + 10log ₁₀ (P[Watts]) at (2300-2305MHz, 2345-2360MHz) > 55 + 10log ₁₀ (P[Watts]) at (2320-2324MHz, 2341-2345MHz) > 61 + 10log ₁₀ (P[Watts]) at (2324-2328MHz, 2337-2341MHz) > 67 + 10log ₁₀ (P[Watts]) at (2288-2292MHz, 2328-2337MHz) > 70 + 10log ₁₀ (P[Watts]) at (<2288MHz and >2365MHz)		PASS	Section 7.3, 7.4
24.232(d)	Peak-Average Ratio	< 13 dB		PASS	Section 7.5
2.1046	Transmitter Conducted Output Power	N/A		PASS	See RF Exposure Report
2.1055. 22.355 24.235 27.54	Frequency Stability	< 2.5 ppm (Part 22) and fundamental emissions stay within authorized frequency block (Part 24, 27)	PASS	Section 7.8	
22.913(a.2)	Effective Radiated Power (Band 5)	< 7 Watts max. ERP	RADIATED	PASS	Section 7.6
27.50(b.10) 27.50(c.10)	Effective Radiated Power (Band 12/17 13)	< 3 Watts max. ERP		PASS	Section 7.6
24.232(c) 27.50(h.2)	Equivalent Isotropic Radiated Power (Band 2/25 7)	< 2 Watts max. EIRP		PASS	Section 7.6
27.50(d.4)	Equivalent Isotropic Radiated Power (Band 4/66)	< 1 Watts max. EIRP		PASS	Section 7.6
27.50(a.3)	Equivalent Isotropic Radiated Power (Band 30)	< 0.25 Watts max. EIRP		PASS	Section 7.6
2.1053 22.917(a) 24.238(a) 27.53(c) 27.53(g) 27.53(h)	Undesirable Emissions	> 43 + 10log ₁₀ (P[Watts]) for all out-of-band emissions		PASS	Section 7.7
27.53(f)	Undesirable Emissions (Band 13)	< -70 dBW/MHz (for wideband signals) < -80 dBW (for discrete emissions less than 700Hz BW) For all emissions in the band 1559 – 1610 MHz		PASS	Section 7.7
27.53(a)	Undesirable Emissions (Band 30)	> 70 + 10log ₁₀ (P[Watts])		PASS	Section 7.7
27.53(m)	Undesirable Emissions	> 43 + 10log ₁₀ (P[Watts]) at channel edges > 55 + 10log ₁₀ (P[Watts]) at 5.5MHz away and beyond channel edges		PASS	Section 7.7

Table 7-1. Summary of Test Results

FCC ID: ZNFV30A		FCC Pt. 22, 24, & 27 LTE MEASUREMENT REPORT (CERTIFICATION)		Approved by: Quality Manager
Test Report S/N: 1M1706070187-03-R1.ZNF	Test Dates: 6/6 - 7/14/2017	EUT Type: Portable Handset	Page 15 of 215	

Notes:

- 1) All modes of operation and data rates were investigated. The test results shown in the following sections represent the worst case emissions.
- 2) The analyzer plots (Sections 7.2, 7.3, 7.4, 7.5) were all taken with a correction table loaded into the analyzer. The correction table was used to account for the losses of the cables, directional couplers, and attenuators used as part of the system to maintain a link between the call box and the EUT at all frequencies of interest.
- 3) All antenna port conducted emissions testing was performed on a test bench with the antenna port of the EUT connected to the spectrum analyzer through calibrated cables, attenuators, and couplers.
- 4) For conducted spurious emissions, automated test software was used to measure emissions and capture the corresponding plots necessary to show compliance. The measurement software utilized is PCTEST "LTE Automation," Version 4.8.

FCC ID: ZNFV30A		FCC Pt. 22, 24, & 27 LTE MEASUREMENT REPORT (CERTIFICATION)		Approved by: Quality Manager
Test Report S/N: 1M1706070187-03-R1.ZNF	Test Dates: 6/6 - 7/14/2017	EUT Type: Portable Handset		Page 16 of 215

7.2 Occupied Bandwidth

§2.1049

Test Overview

The occupied bandwidth, that is the frequency bandwidth such that, below its lower and above its upper frequency limits, the mean powers radiated are each equal to 0.5 percent of the total mean power radiated by a given emission shall be measured. All modes of operation were investigated and the worst case configuration results are reported in this section.

Test Procedure Used

KDB 971168 D01 v02r02 – Section 4.2

Test Settings

1. The signal analyzer's automatic bandwidth measurement capability was used to perform the 99% occupied bandwidth and the 26dB bandwidth. The bandwidth measurement was not influenced by any intermediate power nulls in the fundamental emission.
2. RBW = 1 – 5% of the expected OBW
3. VBW \geq 3 x RBW
4. Detector = Peak
5. Trace mode = max hold
6. Sweep = auto couple
7. The trace was allowed to stabilize
8. If necessary, steps 2 – 7 were repeated after changing the RBW such that it would be within 1 – 5% of the 99% occupied bandwidth observed in Step 7

Test Setup

The EUT and measurement equipment were set up as shown in the diagram below.

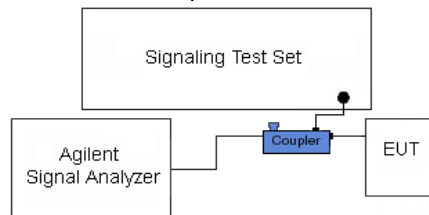


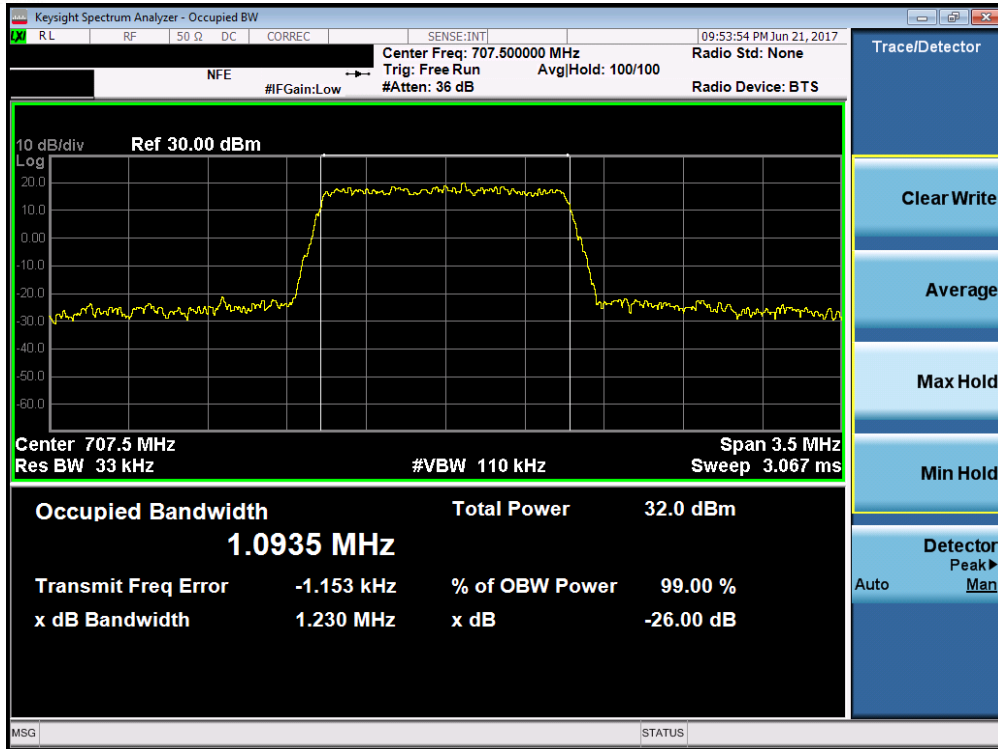


Figure 7-1. Test Instrument & Measurement Setup

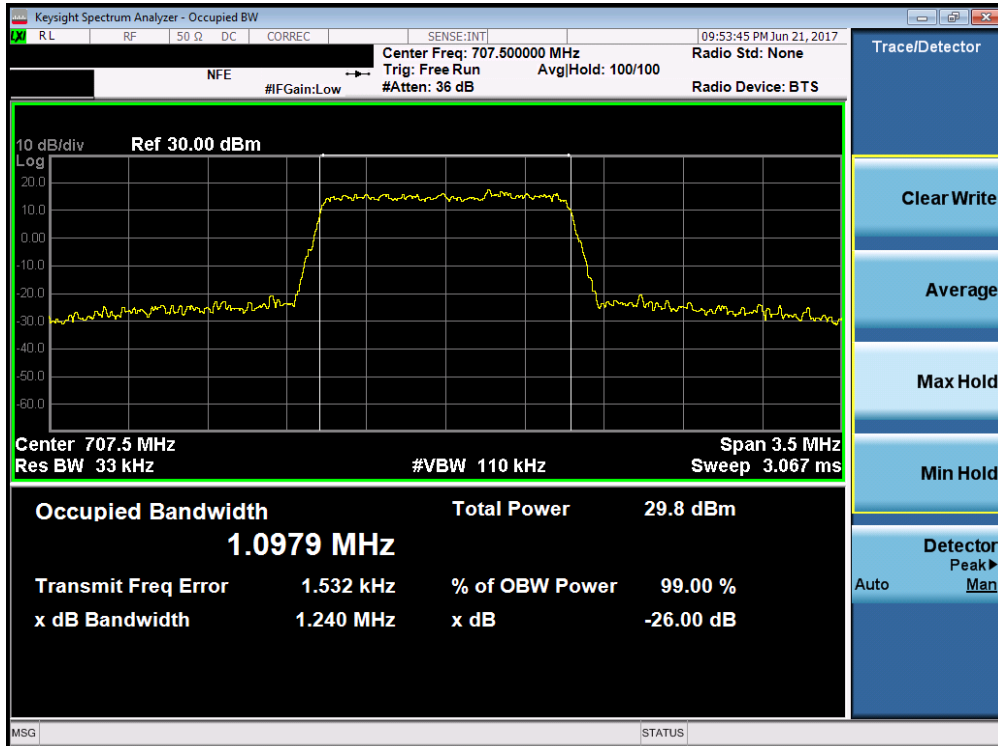
Test Notes

None.

FCC ID: ZNFV30A		FCC Pt. 22, 24, & 27 LTE MEASUREMENT REPORT (CERTIFICATION)		Approved by: Quality Manager
Test Report S/N: 1M1706070187-03-R1.ZNF	Test Dates: 6/6 - 7/14/2017	EUT Type: Portable Handset	Page 17 of 215	

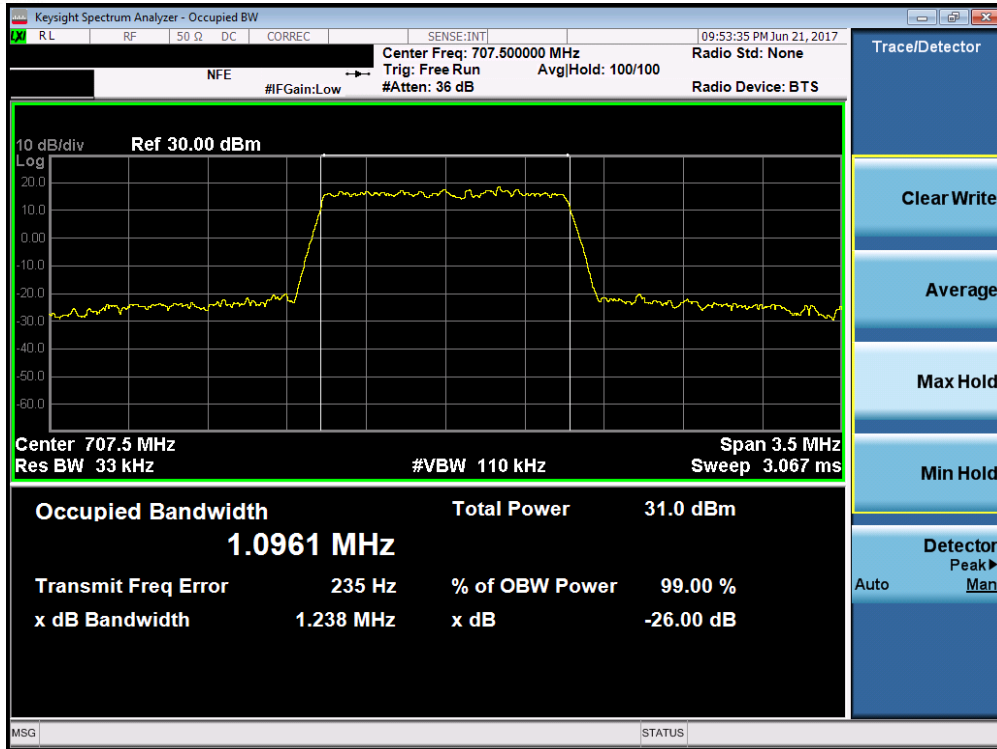


Plot 7-1. Occupied Bandwidth Plot (Band 12 – 1.4MHz QPSK – RB Size 6)

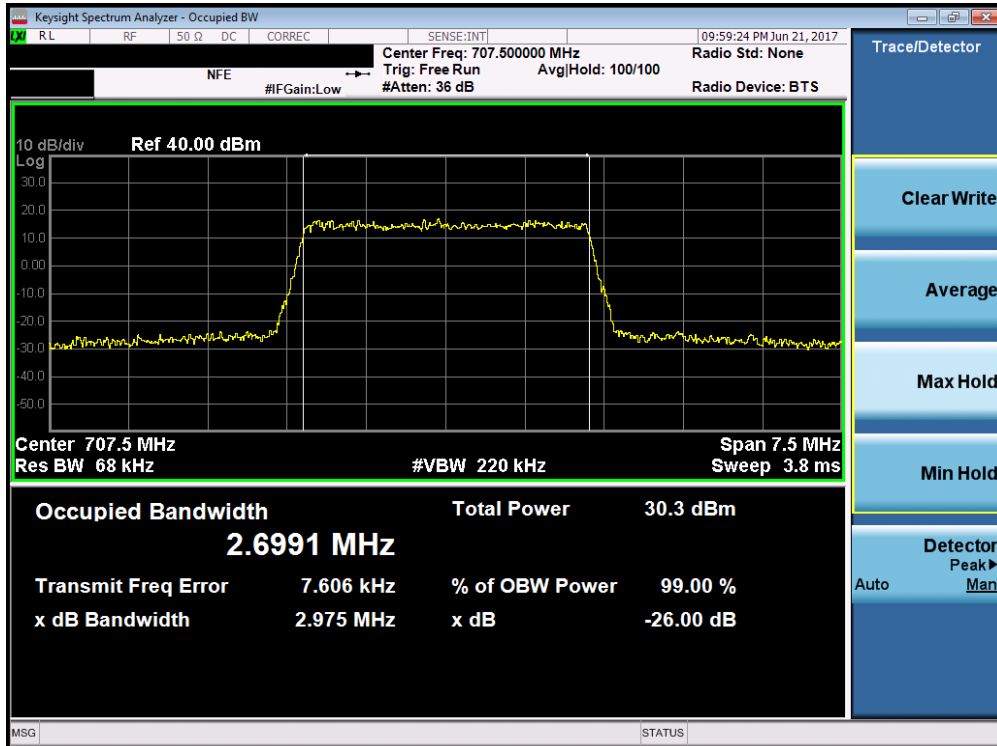


Plot 7-2. Occupied Bandwidth Plot (Band 12 – 1.4MHz 16-QAM – RB Size 6)

FCC ID: ZNFV30A	PCTEST ENGINEERING LABORATORY, INC.	FCC Pt. 22, 24, & 27 LTE MEASUREMENT REPORT (CERTIFICATION)	LG	Approved by: Quality Manager
Test Report S/N: 1M1706070187-03-R1.ZNF	Test Dates: 6/6 - 7/14/2017	EUT Type: Portable Handset		Page 18 of 215

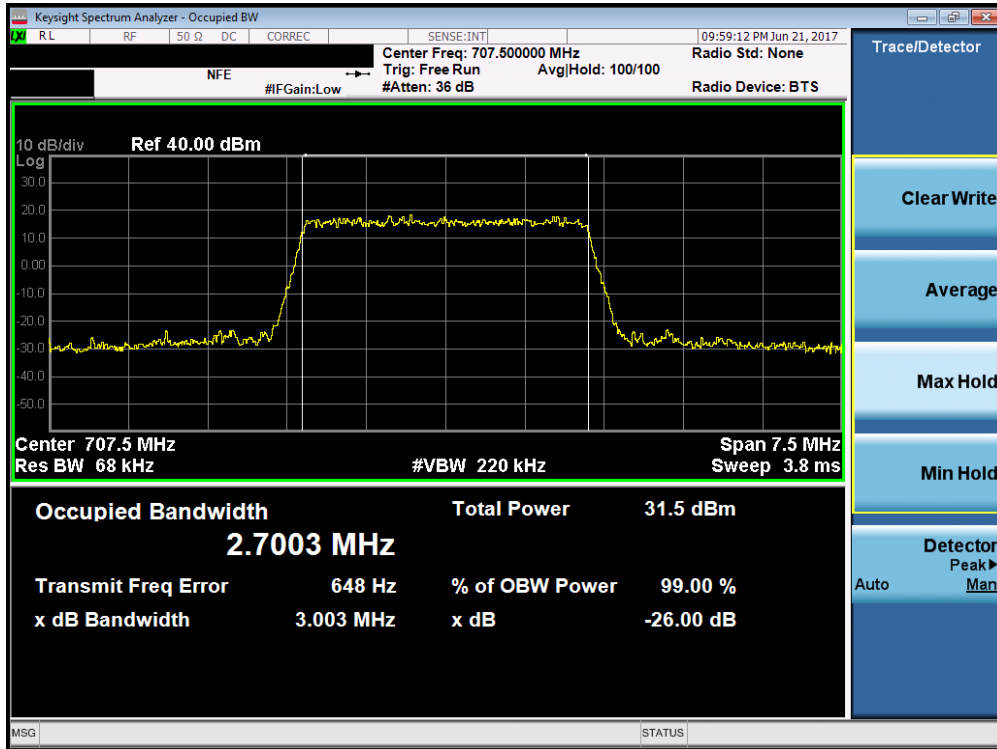


Plot 7-3. Occupied Bandwidth Plot (Band 12 – 1.4MHz 64-QAM – RB Size 6)

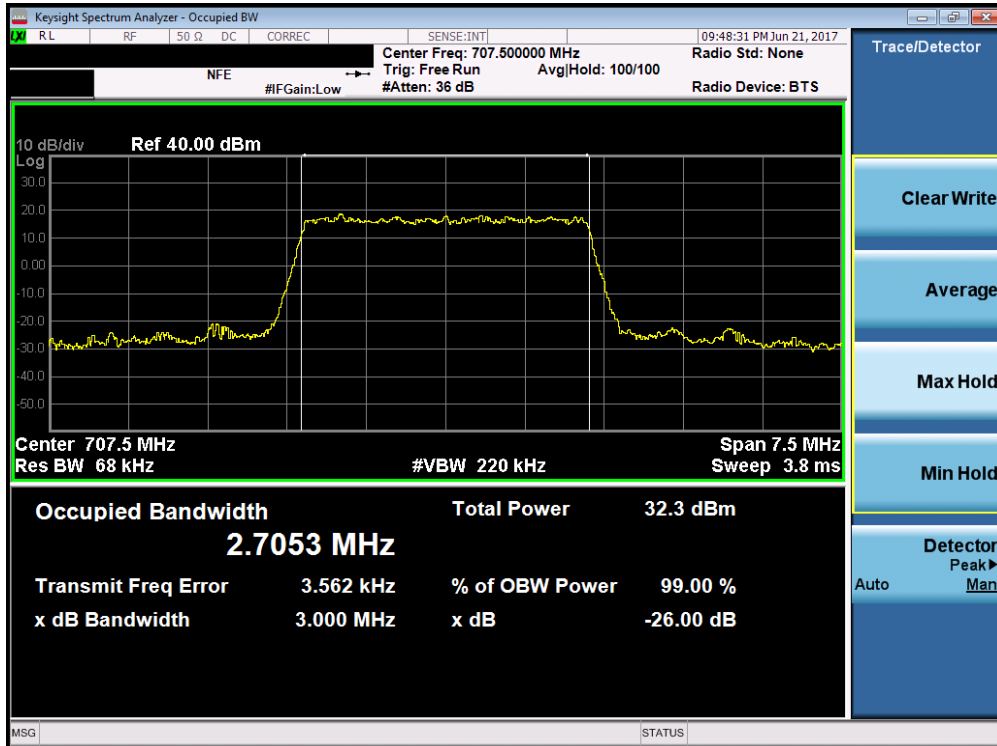


Plot 7-4. Occupied Bandwidth Plot (Band 12 – 3.0MHz QPSK – RB Size 15)

FCC ID: ZNFV30A	PCTEST ENGINEERING LABORATORY, INC.	FCC Pt. 22, 24, & 27 LTE MEASUREMENT REPORT (CERTIFICATION)	LG	Approved by: Quality Manager
Test Report S/N: 1M1706070187-03-R1.ZNF	Test Dates: 6/6 - 7/14/2017	EUT Type: Portable Handset		Page 19 of 215



Plot 7-5. Occupied Bandwidth Plot (Band 12 – 3.0MHz 16-QAM – RB Size 15)

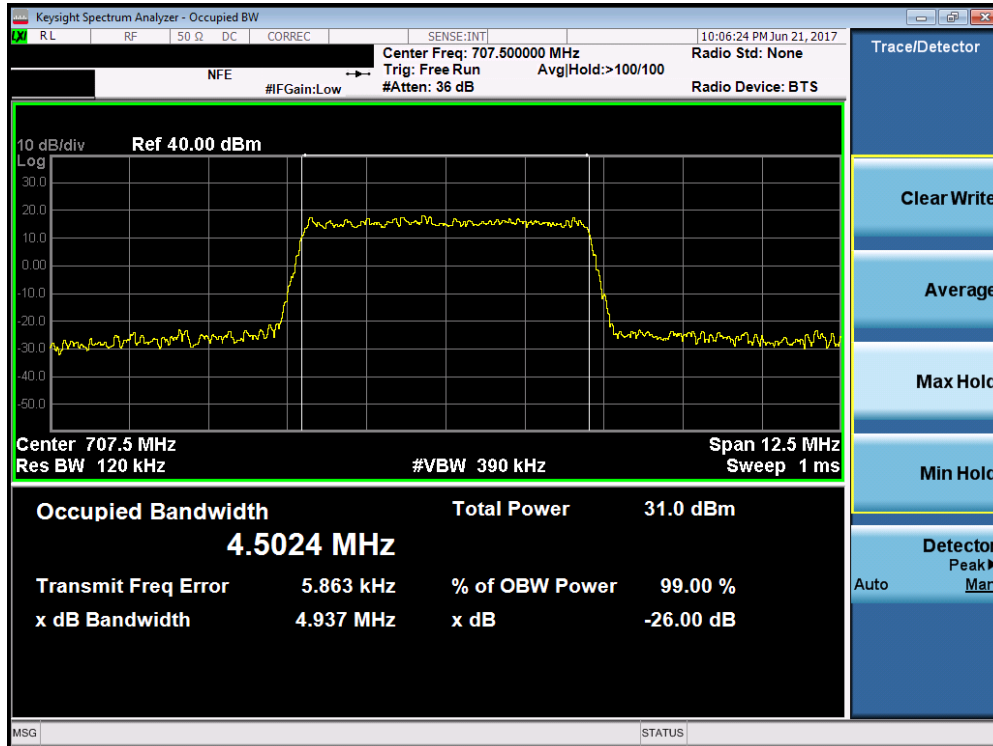


Plot 7-6. Occupied Bandwidth Plot (Band 12 – 3.0MHz 64-QAM – RB Size 15)

FCC ID: ZNFV30A	PCTEST ENGINEERING LABORATORY, INC.	FCC Pt. 22, 24, & 27 LTE MEASUREMENT REPORT (CERTIFICATION)	LG	Approved by: Quality Manager
Test Report S/N: 1M1706070187-03-R1.ZNF	Test Dates: 6/6 - 7/14/2017	EUT Type: Portable Handset		Page 20 of 215



Plot 7-7. Occupied Bandwidth Plot (Band 12/17- 5.0MHz QPSK - RB Size 25)

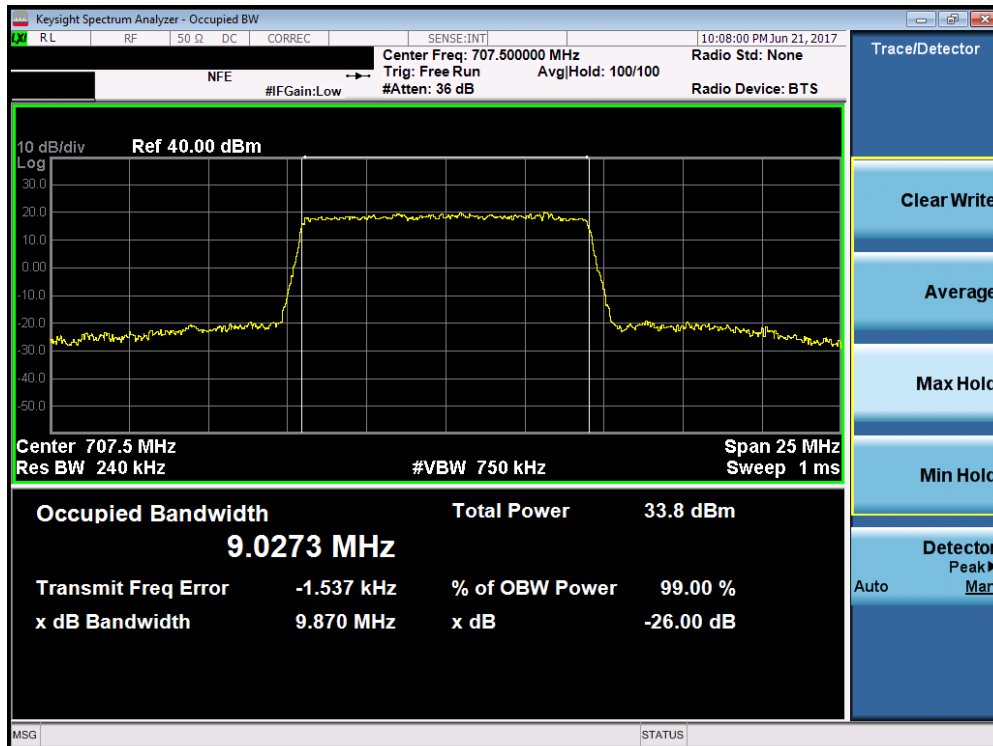


Plot 7-8. Occupied Bandwidth Plot (Band 12/17- 5.0MHz 16-QAM - RB Size 25)

FCC ID: ZNFV30A	PCTEST ENGINEERING LABORATORY, INC.	FCC Pt. 22, 24, & 27 LTE MEASUREMENT REPORT (CERTIFICATION)	LG	Approved by: Quality Manager
Test Report S/N: 1M1706070187-03-R1.ZNF	Test Dates: 6/6 - 7/14/2017	EUT Type: Portable Handset		Page 21 of 215

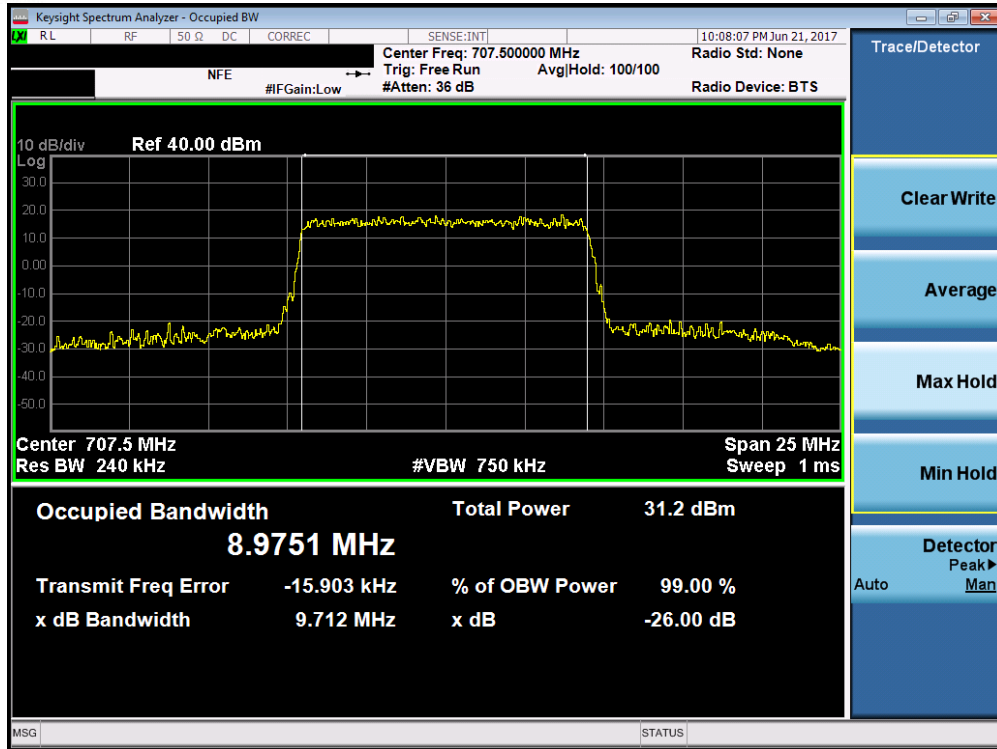


Plot 7-9. Occupied Bandwidth Plot (Band 12/17- 5.0MHz 64-QAM – RB Size 25)

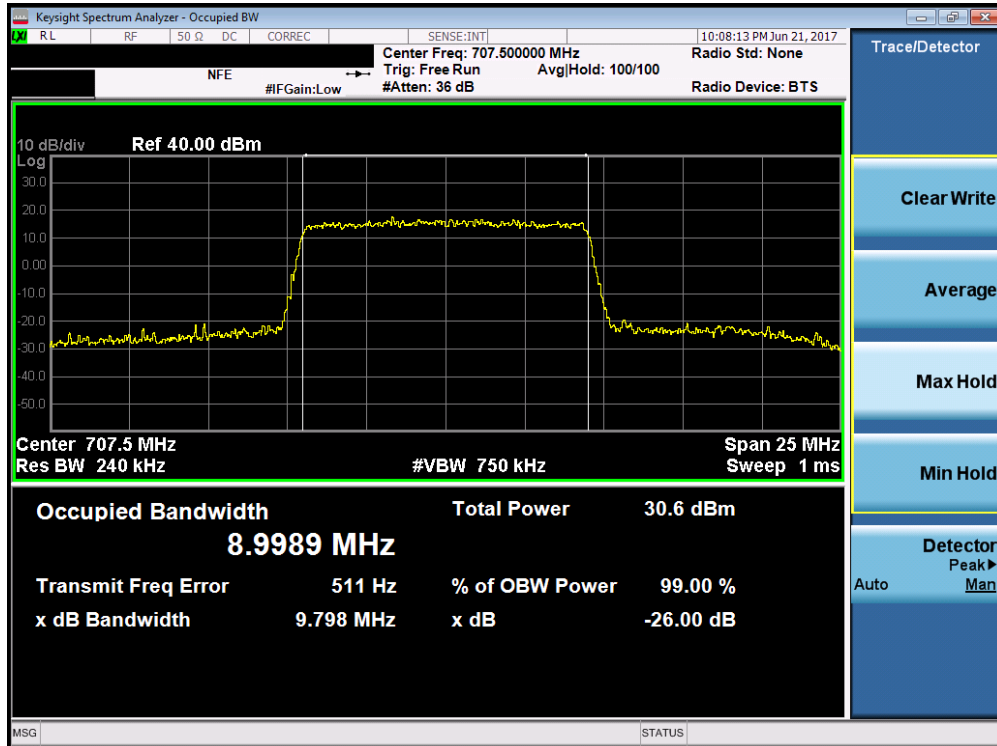


Plot 7-10. Occupied Bandwidth Plot (Band 12/17- 10.0MHz QPSK – RB Size 50)

FCC ID: ZNFV30A	PCTEST ENGINEERING LABORATORY, INC.	FCC Pt. 22, 24, & 27 LTE MEASUREMENT REPORT (CERTIFICATION)	LG	Approved by: Quality Manager
Test Report S/N: 1M1706070187-03-R1.ZNF	Test Dates: 6/6 - 7/14/2017	EUT Type: Portable Handset		Page 22 of 215

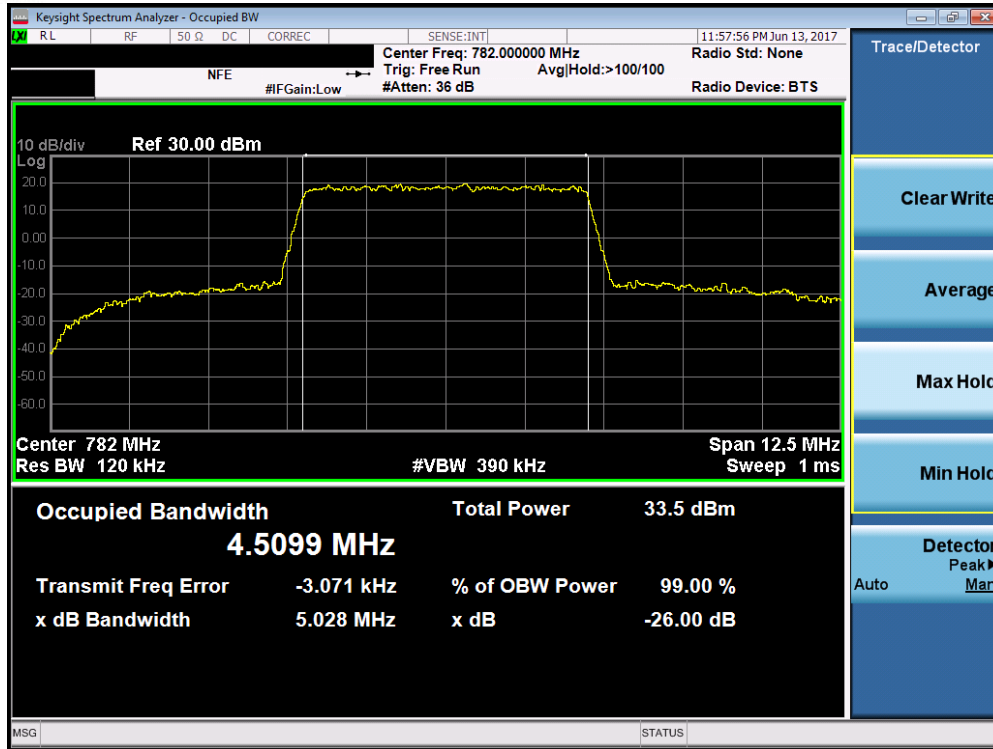


Plot 7-11. Occupied Bandwidth Plot (Band 12/17- 10.0MHz 16-QAM – RB Size 50)

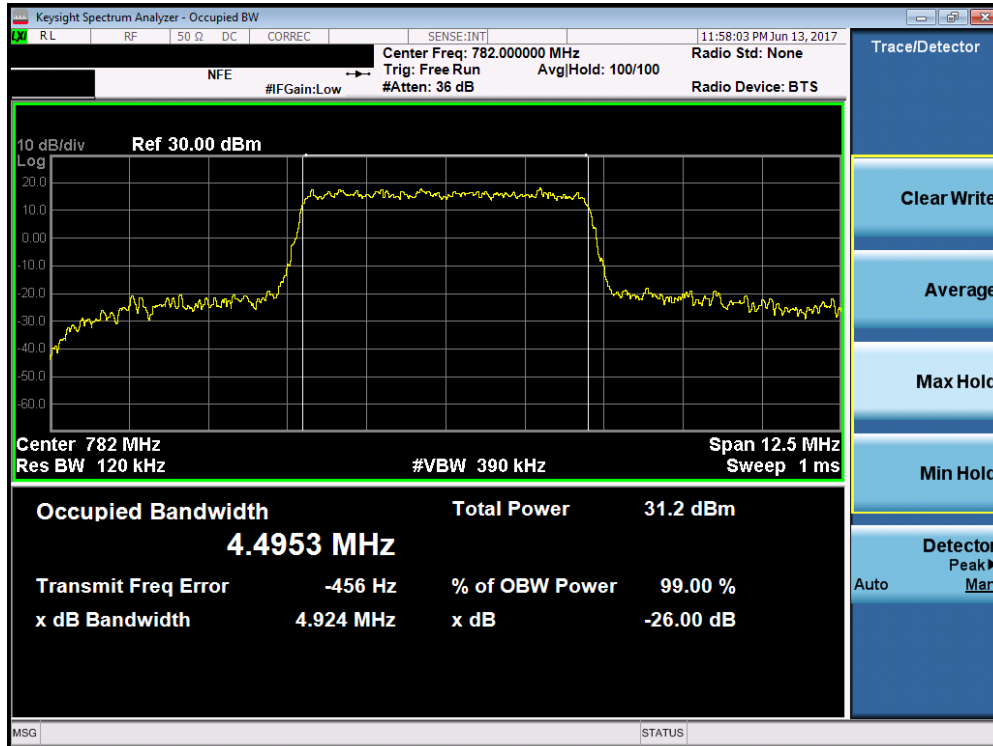


Plot 7-12. Occupied Bandwidth Plot (Band 12/17- 10.0MHz 64-QAM – RB Size 50)

FCC ID: ZNFV30A	PCTEST ENGINEERING LABORATORY, INC.	FCC Pt. 22, 24, & 27 LTE MEASUREMENT REPORT (CERTIFICATION)	LG	Approved by: Quality Manager
Test Report S/N: 1M1706070187-03-R1.ZNF	Test Dates: 6/6 - 7/14/2017	EUT Type: Portable Handset		Page 23 of 215

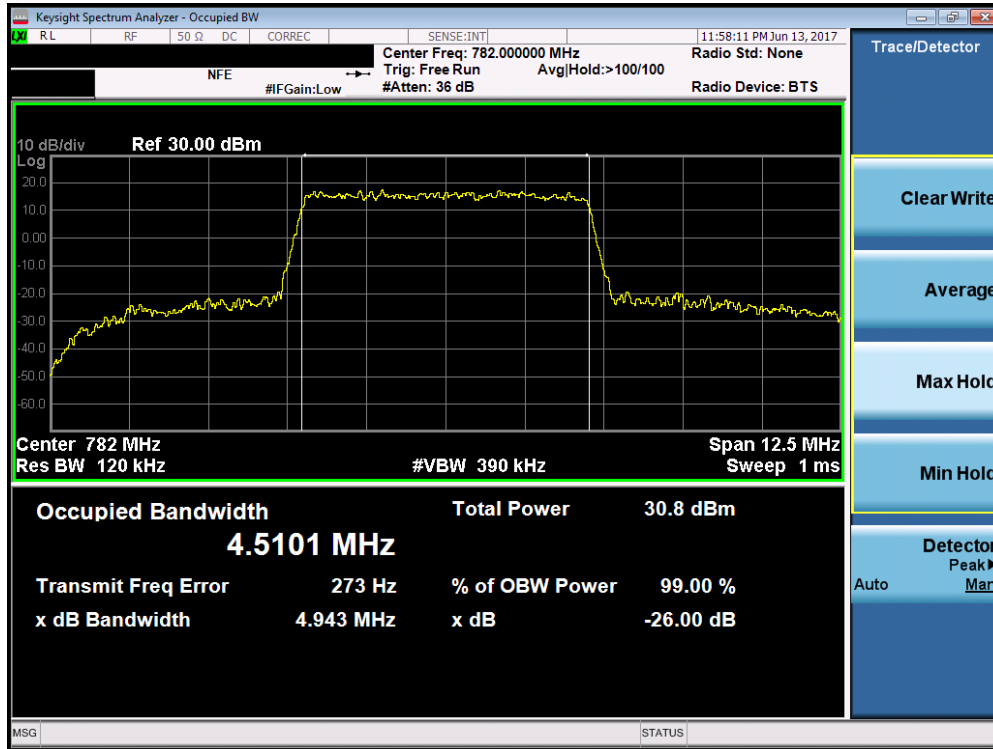


Plot 7-13. Occupied Bandwidth Plot (Band 13 – 5.0MHz QPSK – RB Size 25)

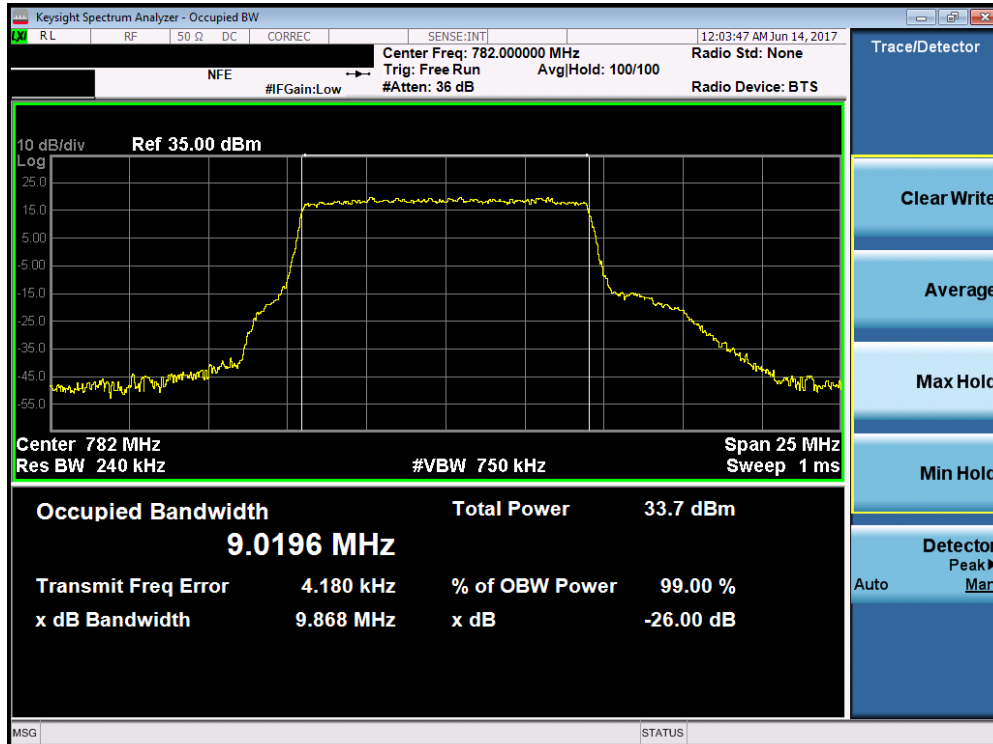


Plot 7-14. Occupied Bandwidth Plot (Band 13 – 5.0MHz 16-QAM – RB Size 25)

FCC ID: ZNFV30A	PCTEST ENGINEERING LABORATORY, INC.	FCC Pt. 22, 24, & 27 LTE MEASUREMENT REPORT (CERTIFICATION)	LG	Approved by: Quality Manager
Test Report S/N: 1M1706070187-03-R1.ZNF	Test Dates: 6/6 - 7/14/2017	EUT Type: Portable Handset		Page 24 of 215



Plot 7-15. Occupied Bandwidth Plot (Band 13 – 5.0MHz 64-QAM – RB Size 25)

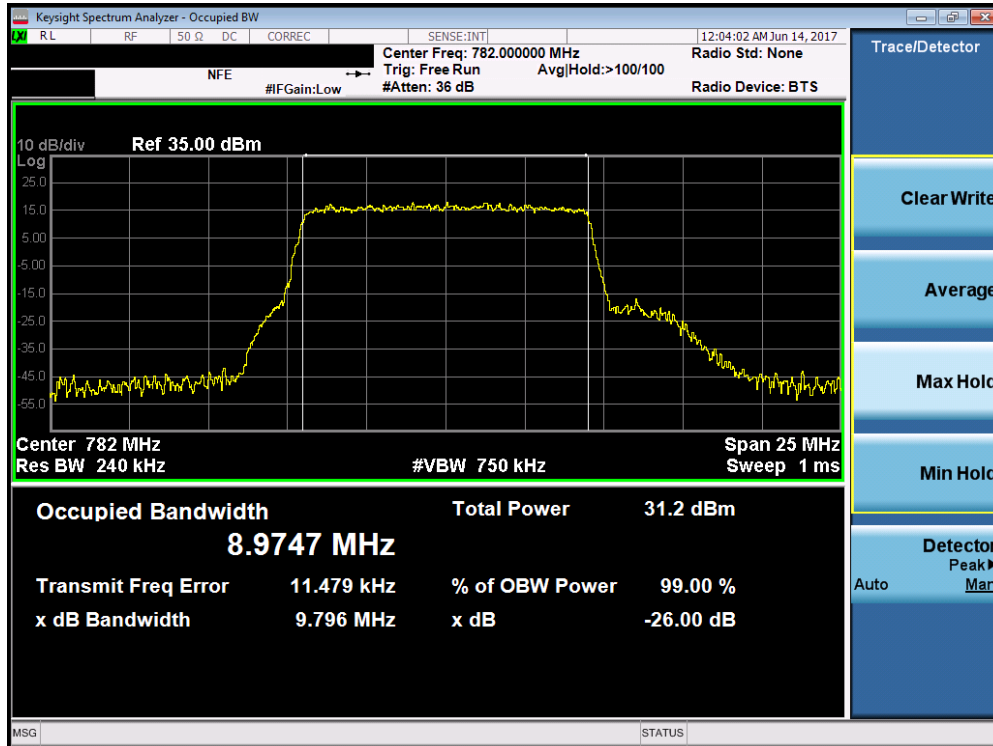


Plot 7-16. Occupied Bandwidth Plot (Band 13 – 10.0MHz QPSK – RB Size 50)

FCC ID: ZNFV30A	PCTEST ENGINEERING LABORATORY, INC.	FCC Pt. 22, 24, & 27 LTE MEASUREMENT REPORT (CERTIFICATION)	LG	Approved by: Quality Manager
Test Report S/N: 1M1706070187-03-R1.ZNF	Test Dates: 6/6 - 7/14/2017	EUT Type: Portable Handset		Page 25 of 215

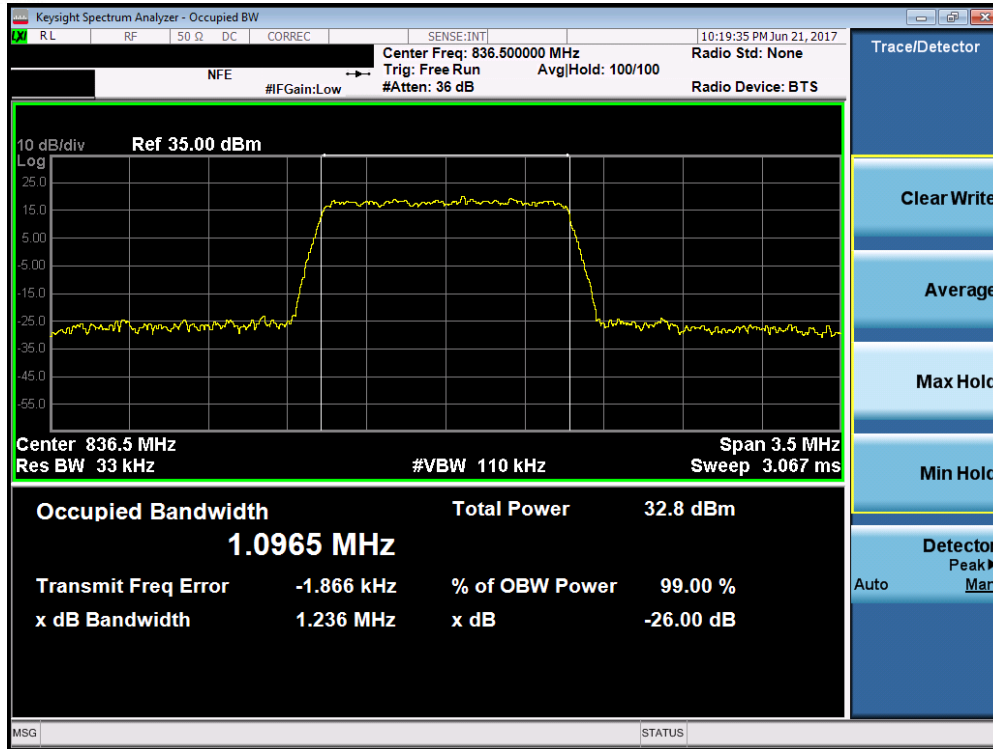


Plot 7-17. Occupied Bandwidth Plot (Band 13 – 10.0MHz 16-QAM – RB Size 50)

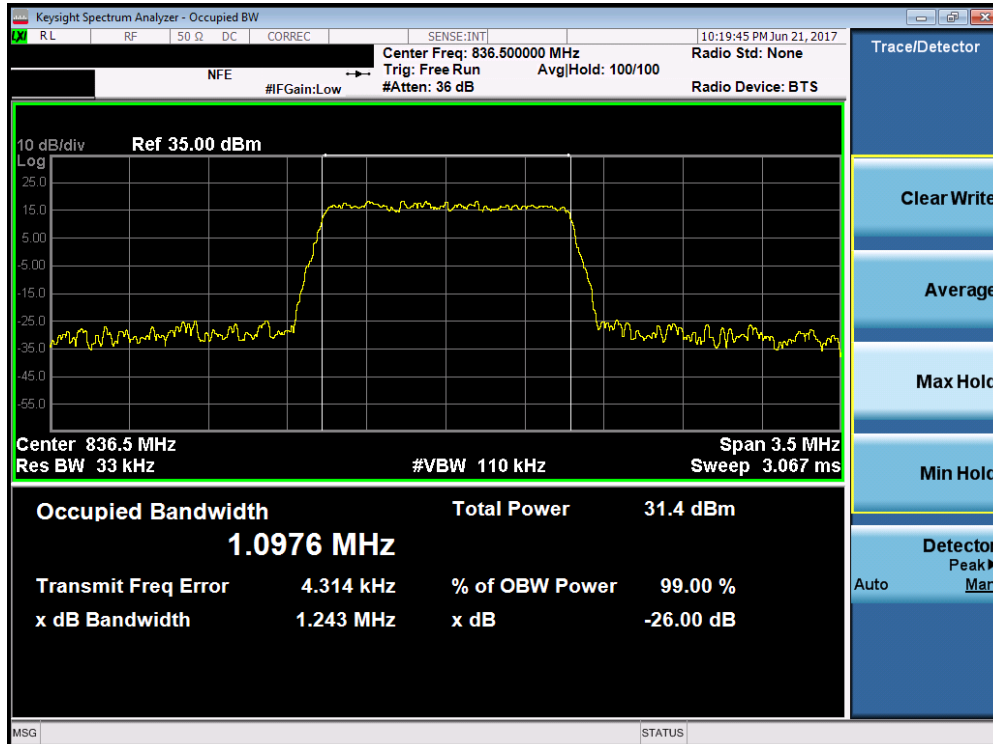


Plot 7-18. Occupied Bandwidth Plot (Band 13 – 10.0MHz 64-QAM – RB Size 50)

FCC ID: ZNFV30A	PCTEST ENGINEERING LABORATORY, INC.	FCC Pt. 22, 24, & 27 LTE MEASUREMENT REPORT (CERTIFICATION)	LG	Approved by: Quality Manager
Test Report S/N: 1M1706070187-03-R1.ZNF	Test Dates: 6/6 - 7/14/2017	EUT Type: Portable Handset		Page 26 of 215

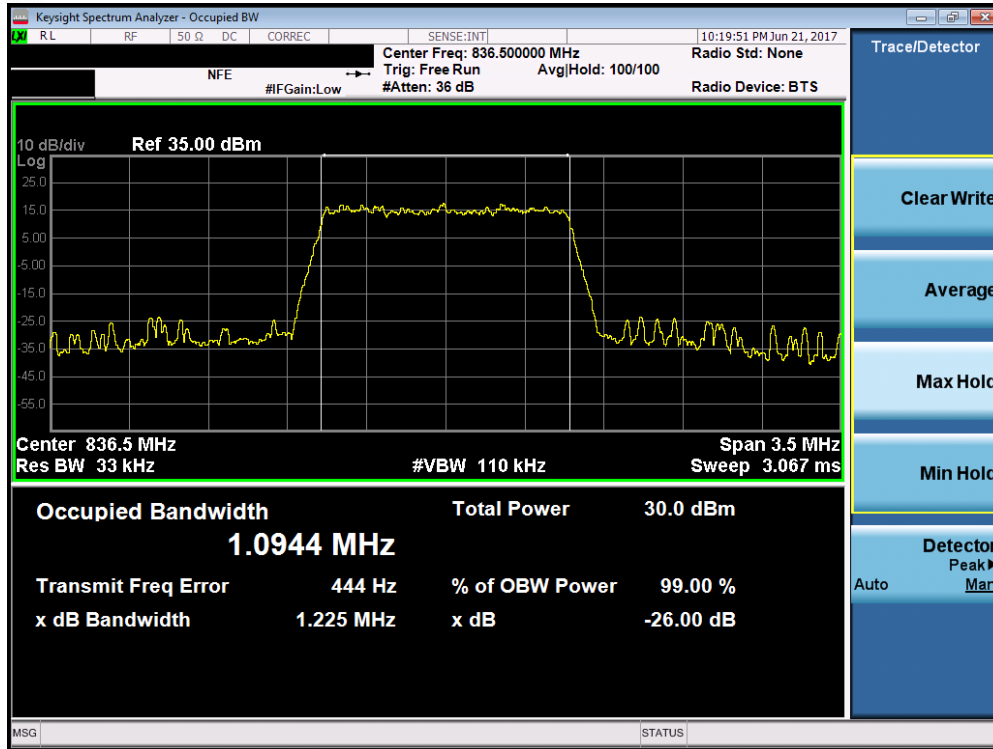


Plot 7-19. Occupied Bandwidth Plot (Band 5 – 1.4MHz QPSK – RB Size 6)

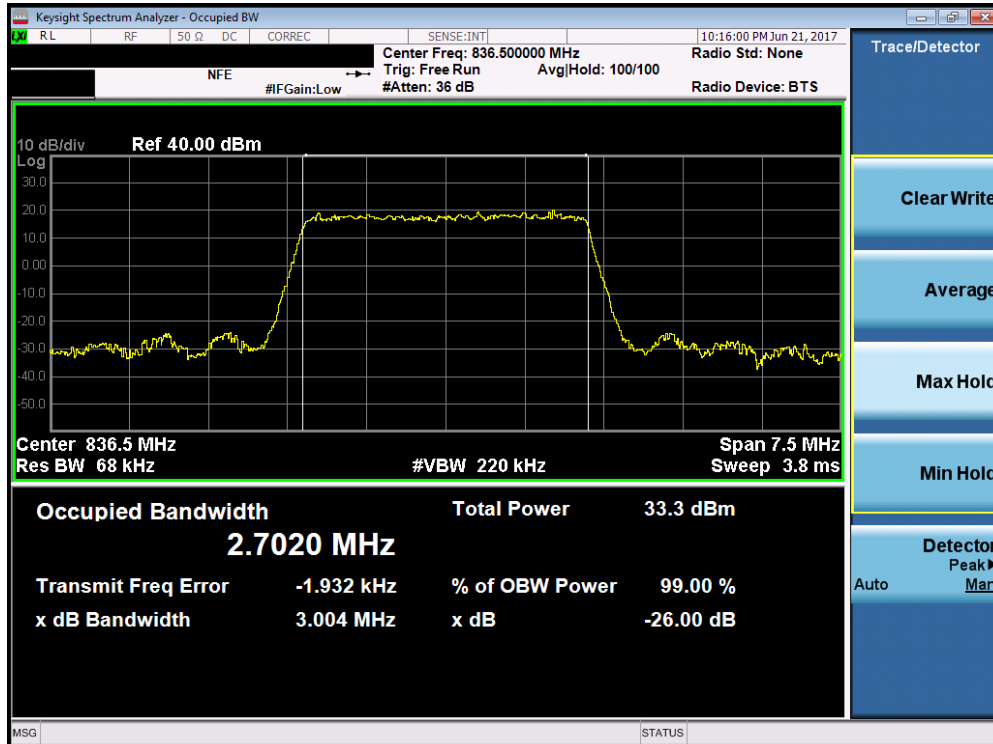


Plot 7-20. Occupied Bandwidth Plot (Band 5 – 1.4MHz 16-QAM – RB Size 6)

FCC ID: ZNFV30A	PCTEST ENGINEERING LABORATORY, INC.	FCC Pt. 22, 24, & 27 LTE MEASUREMENT REPORT (CERTIFICATION)	LG	Approved by: Quality Manager
Test Report S/N: 1M1706070187-03-R1.ZNF	Test Dates: 6/6 - 7/14/2017	EUT Type: Portable Handset		Page 27 of 215

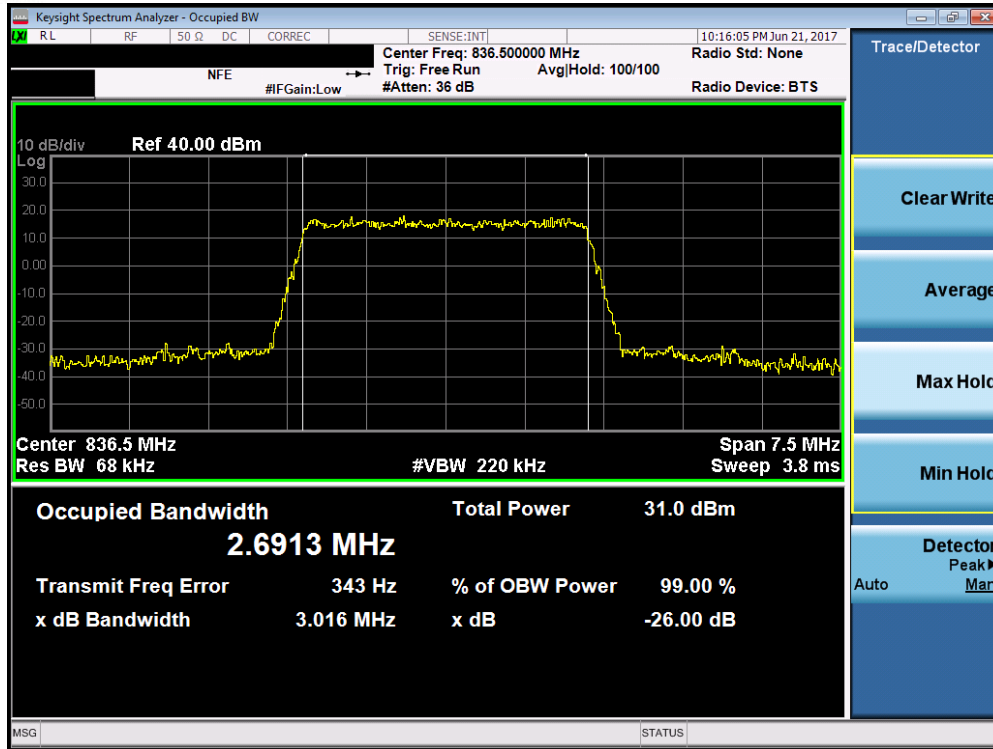


Plot 7-21. Occupied Bandwidth Plot (Band 5 – 1.4MHz 64-QAM – RB Size 6)

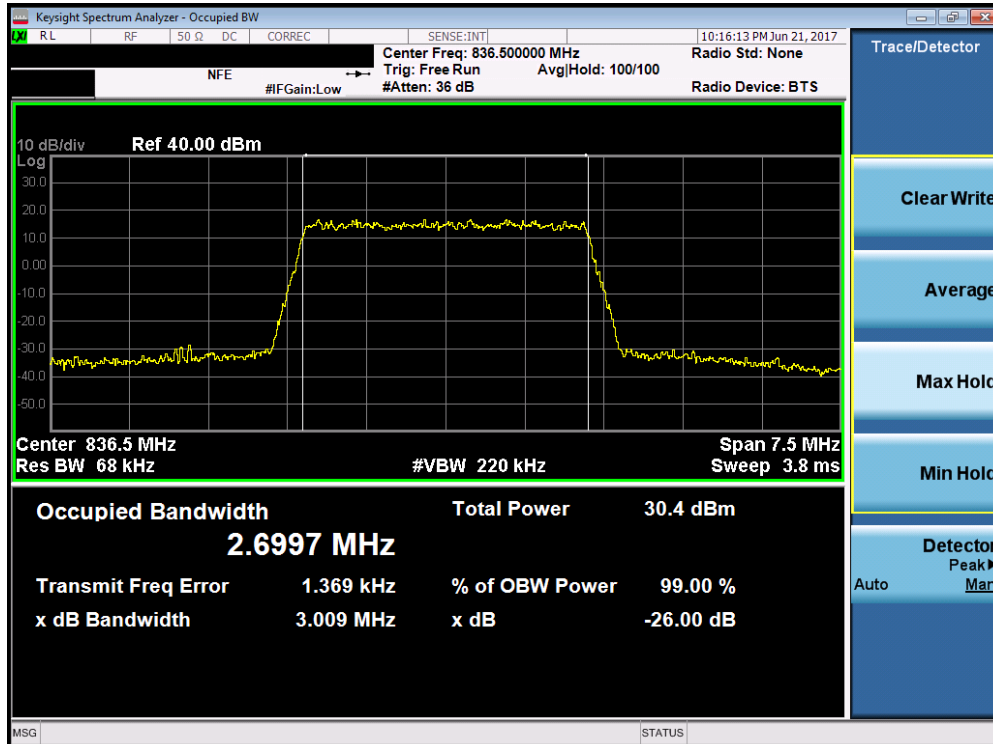


Plot 7-22. Occupied Bandwidth Plot (Band 5 – 3.0MHz QPSK – RB Size 15)

FCC ID: ZNFV30A	PCTEST ENGINEERING LABORATORY, INC.	FCC Pt. 22, 24, & 27 LTE MEASUREMENT REPORT (CERTIFICATION)	LG	Approved by: Quality Manager
Test Report S/N: 1M1706070187-03-R1.ZNF	Test Dates: 6/6 - 7/14/2017	EUT Type: Portable Handset		Page 28 of 215

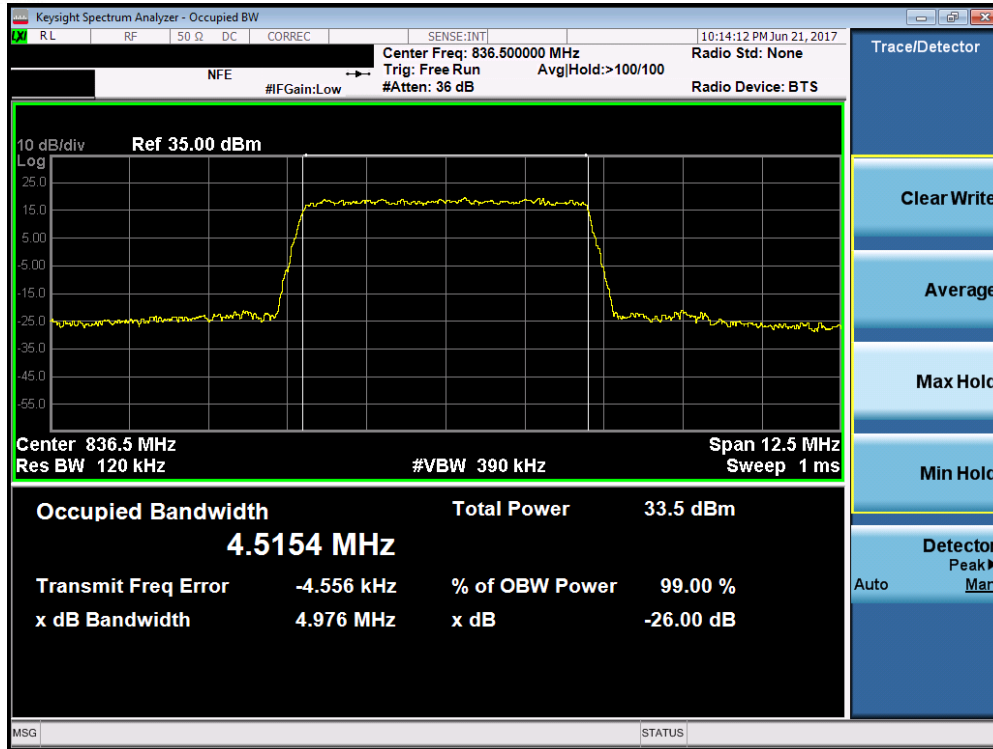


Plot 7-23. Occupied Bandwidth Plot (Band 5 – 3.0MHz 16-QAM – RB Size 15)

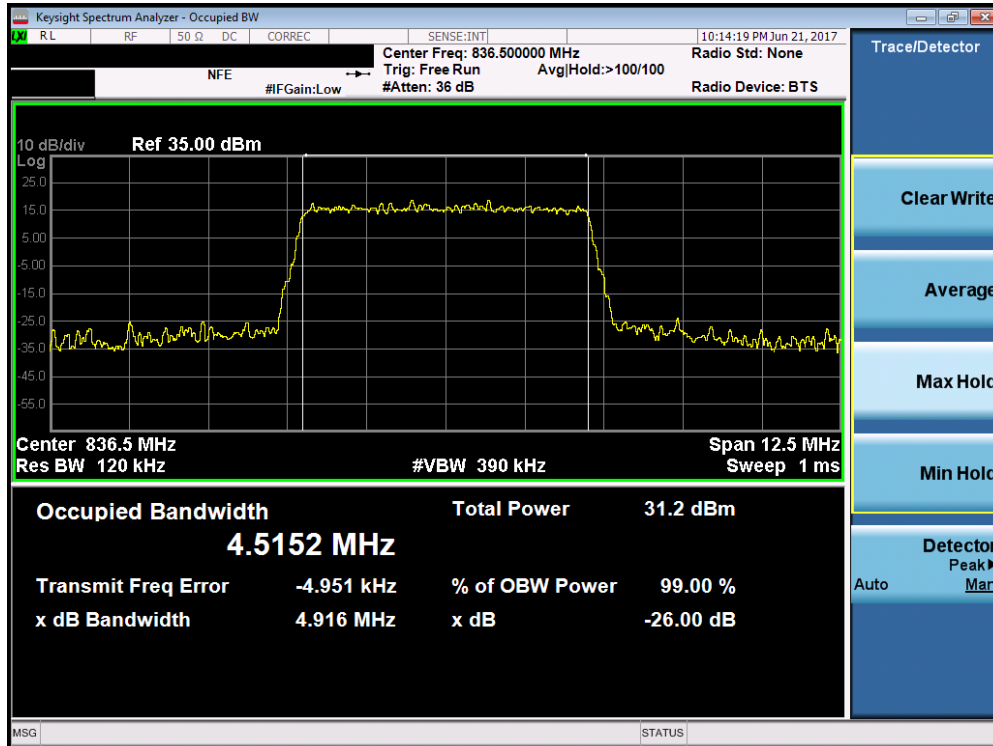


Plot 7-24. Occupied Bandwidth Plot (Band 5 – 3.0MHz 64-QAM – RB Size 15)

FCC ID: ZNFV30A	PCTEST ENGINEERING LABORATORY, INC.	FCC Pt. 22, 24, & 27 LTE MEASUREMENT REPORT (CERTIFICATION)	LG	Approved by: Quality Manager
Test Report S/N: 1M1706070187-03-R1.ZNF	Test Dates: 6/6 - 7/14/2017	EUT Type: Portable Handset		Page 29 of 215

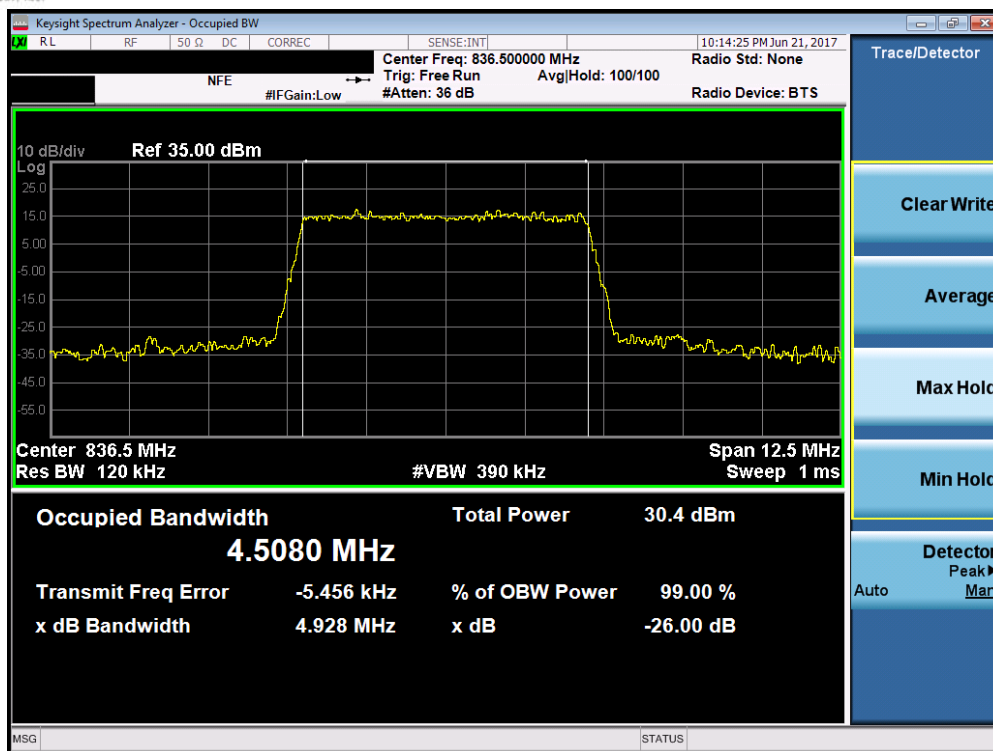


Plot 7-25. Occupied Bandwidth Plot (Band 5 – 5.0MHz QPSK – RB Size 25)

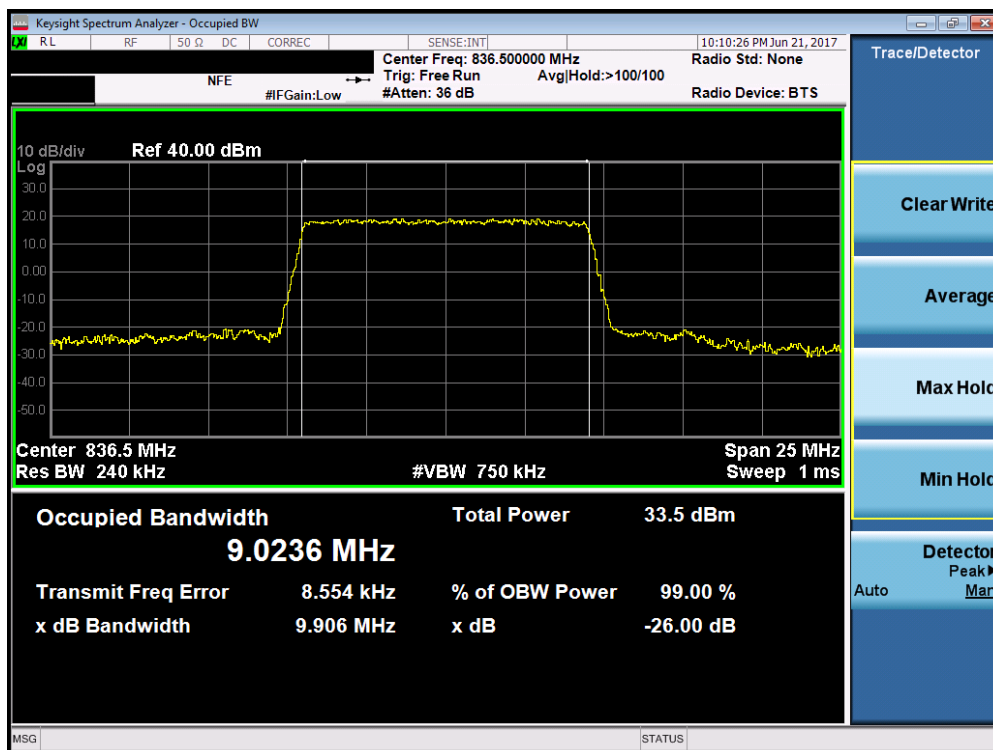


Plot 7-26. Occupied Bandwidth Plot (Band 5 – 5.0MHz 16-QAM – RB Size 25)

FCC ID: ZNFV30A	PCTEST ENGINEERING LABORATORY, INC.	FCC Pt. 22, 24, & 27 LTE MEASUREMENT REPORT (CERTIFICATION)	LG	Approved by: Quality Manager
Test Report S/N: 1M1706070187-03-R1.ZNF	Test Dates: 6/6 - 7/14/2017	EUT Type: Portable Handset		Page 30 of 215

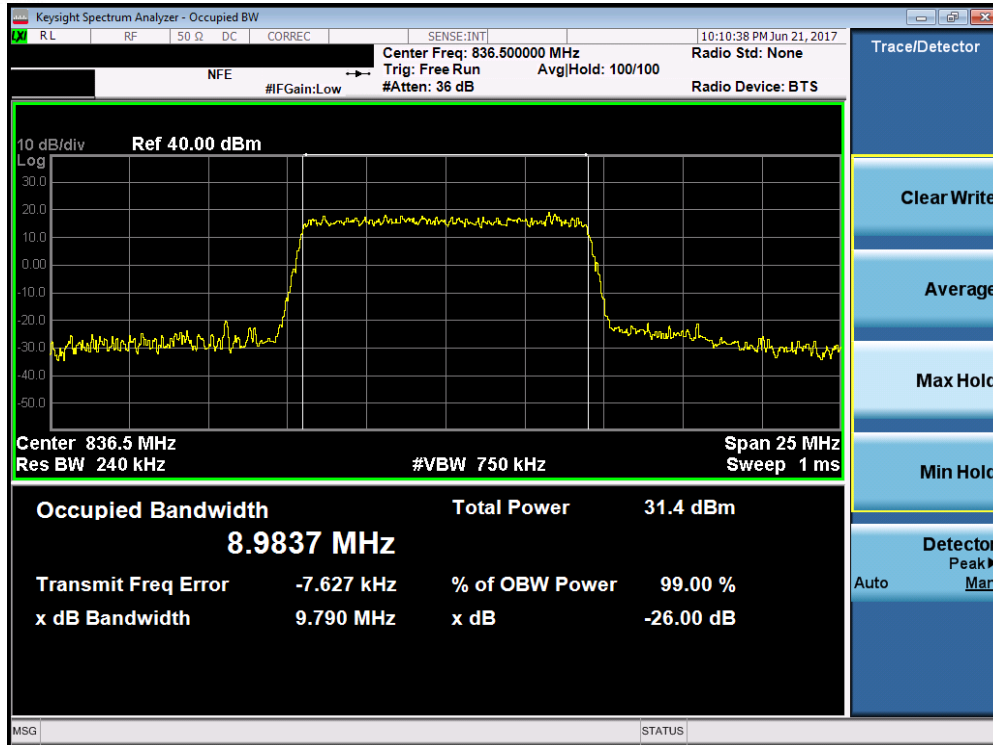


Plot 7-27. Occupied Bandwidth Plot (Band 5 – 5.0MHz 64-QAM – RB Size 25)

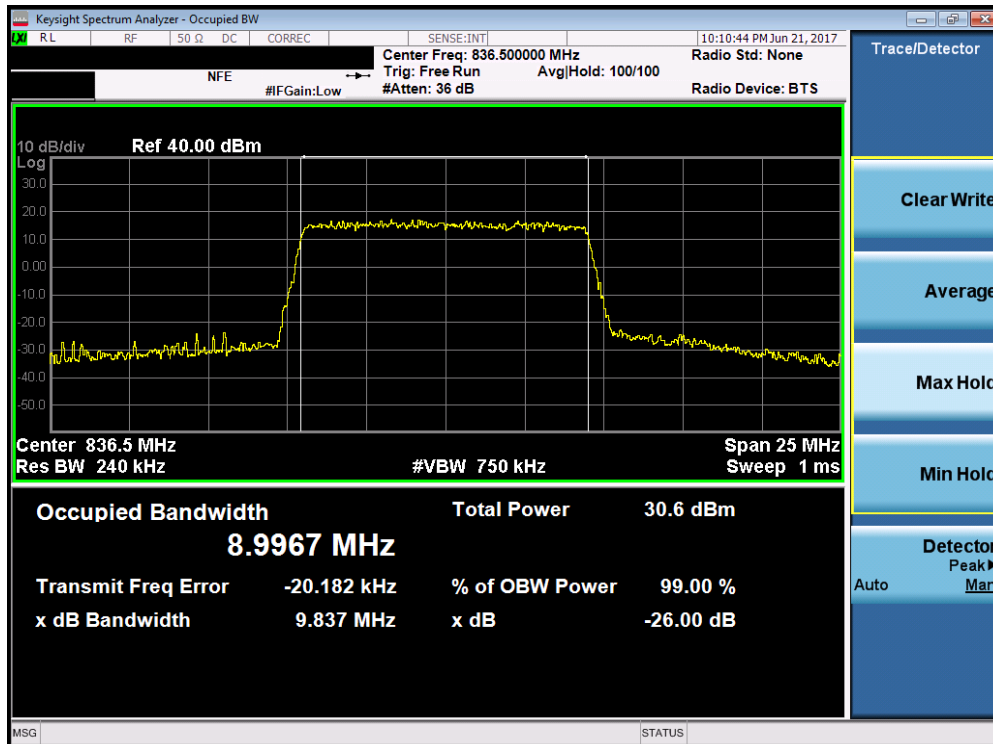


Plot 7-28. Occupied Bandwidth Plot (Band 5 – 10.0MHz QPSK – RB Size 50)

FCC ID: ZNFV30A	PCTEST ENGINEERING LABORATORY, INC.	FCC Pt. 22, 24, & 27 LTE MEASUREMENT REPORT (CERTIFICATION)	LG	Approved by: Quality Manager
Test Report S/N: 1M1706070187-03-R1.ZNF	Test Dates: 6/6 - 7/14/2017	EUT Type: Portable Handset		Page 31 of 215

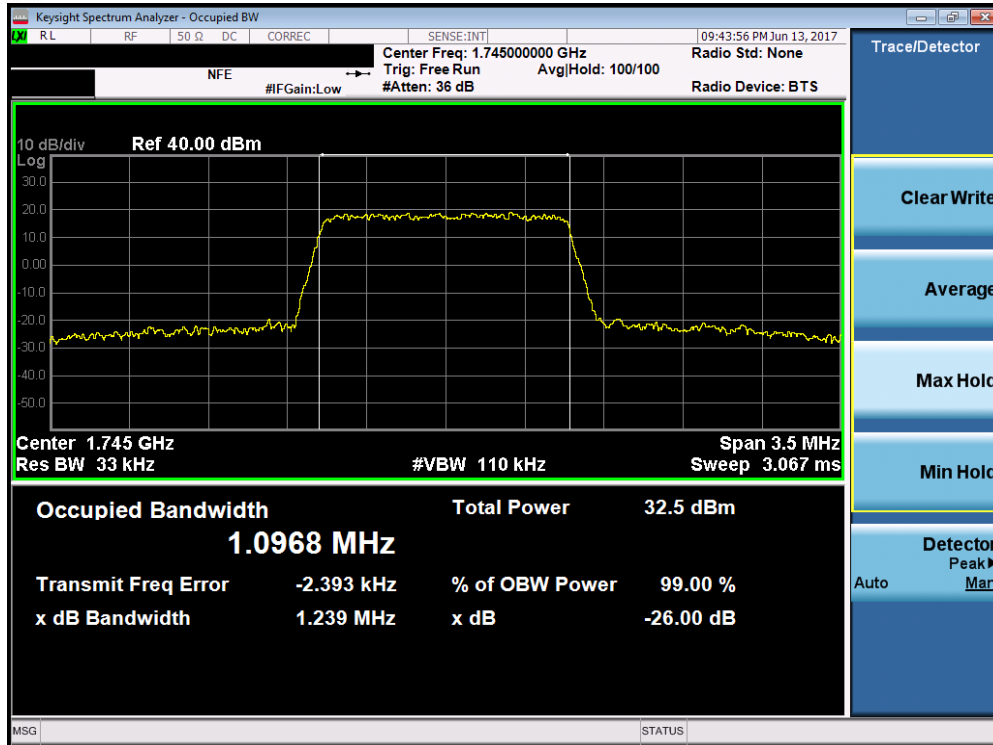


Plot 7-29. Occupied Bandwidth Plot (Band 5 – 10.0MHz 16-QAM – RB Size 50)

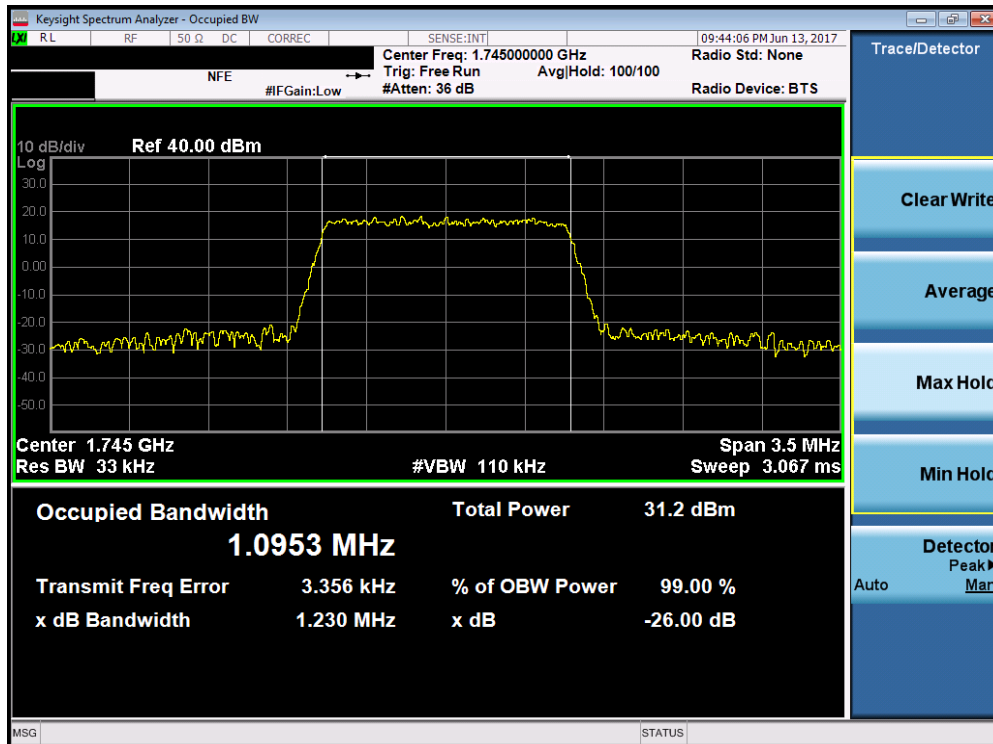


Plot 7-30. Occupied Bandwidth Plot (Band 5 – 10.0MHz 64-QAM – RB Size 50)

FCC ID: ZNFV30A	PCTEST ENGINEERING LABORATORY, INC.	FCC Pt. 22, 24, & 27 LTE MEASUREMENT REPORT (CERTIFICATION)	LG	Approved by: Quality Manager
Test Report S/N: 1M1706070187-03-R1.ZNF	Test Dates: 6/6 - 7/14/2017	EUT Type: Portable Handset		Page 32 of 215

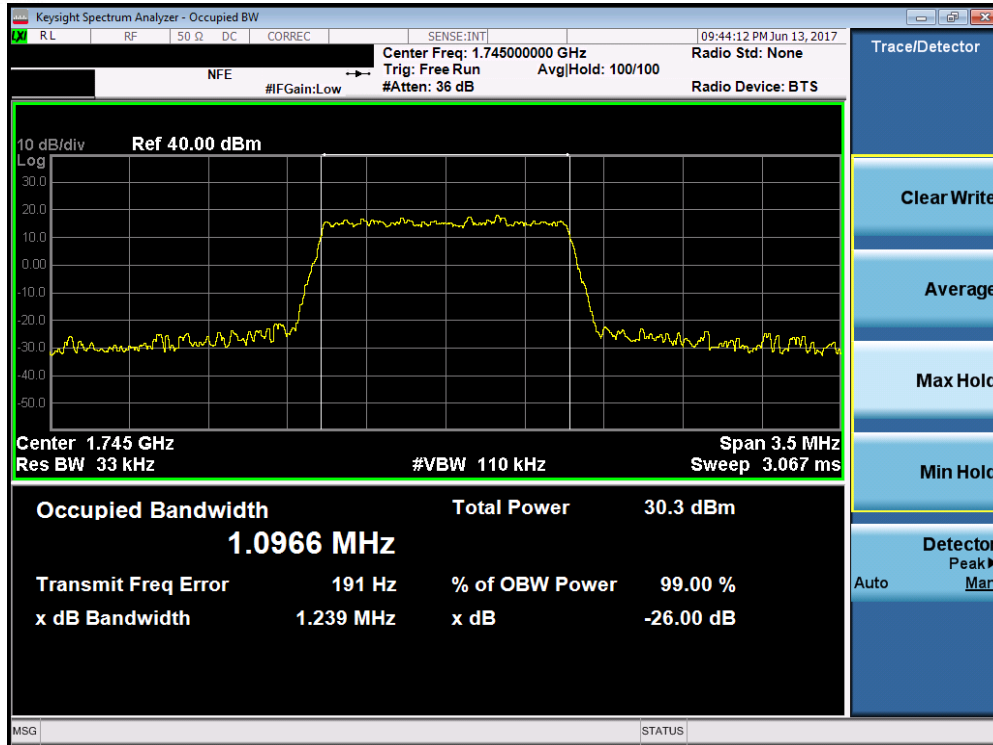


Plot 7-31. Occupied Bandwidth Plot (Band 4/66 – 1.4MHz QPSK – RB Size 6)

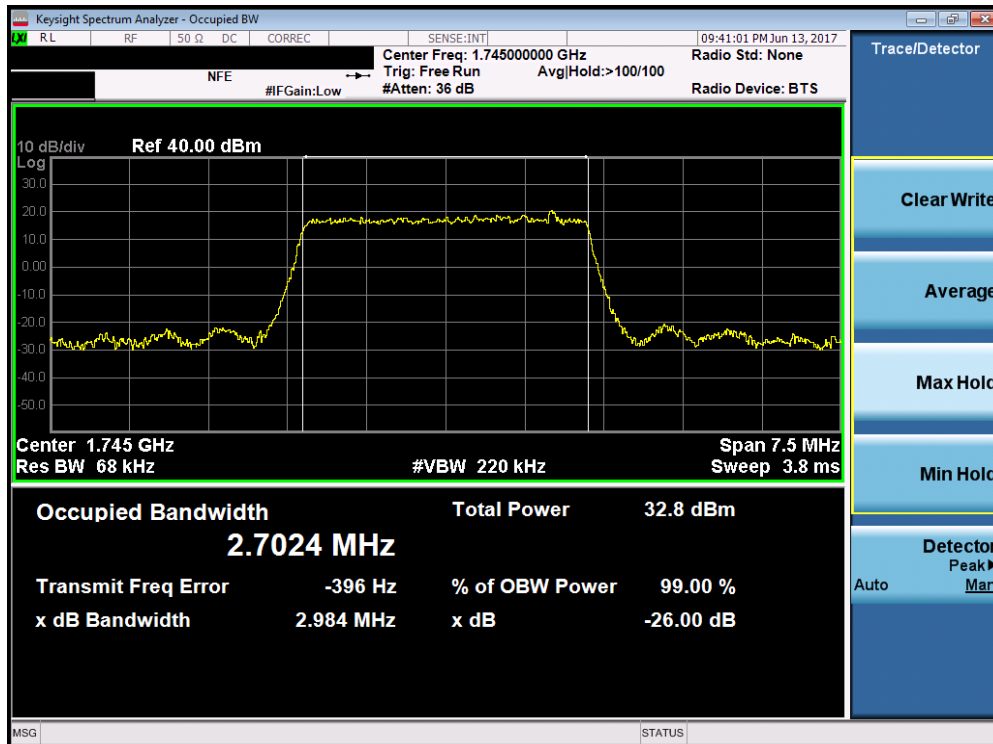


Plot 7-32. Occupied Bandwidth Plot (Band 4/66 – 1.4MHz 16-QAM – RB Size 6)

FCC ID: ZNFV30A	PCTEST ENGINEERING LABORATORY, INC.	FCC Pt. 22, 24, & 27 LTE MEASUREMENT REPORT (CERTIFICATION)	LG	Approved by: Quality Manager
Test Report S/N: 1M1706070187-03-R1.ZNF	Test Dates: 6/6 - 7/14/2017	EUT Type: Portable Handset		Page 33 of 215

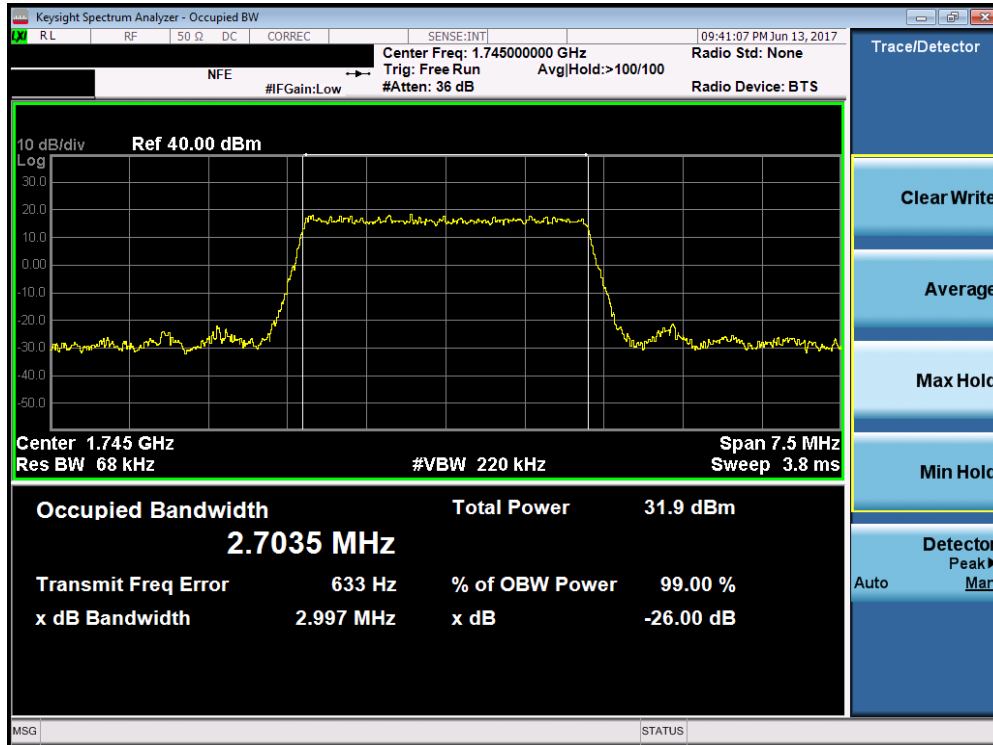


Plot 7-33. Occupied Bandwidth Plot (Band 4/66 – 1.4MHz 64-QAM – RB Size 6)

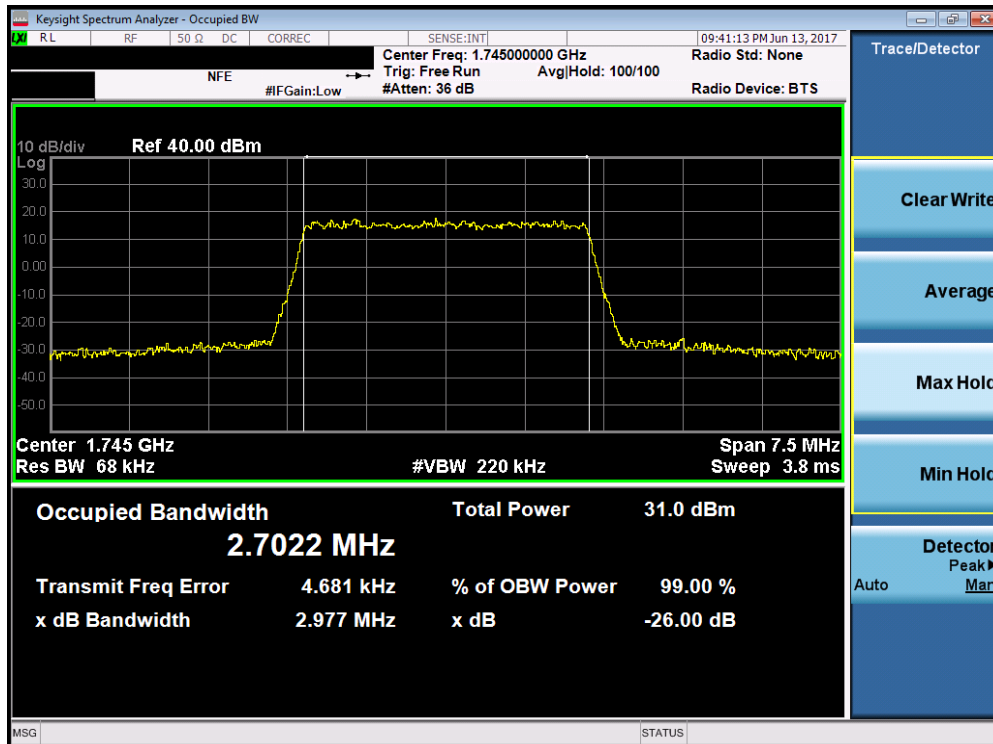


Plot 7-34. Occupied Bandwidth Plot (Band 4/66 – 3.0MHz QPSK – RB Size 15)

FCC ID: ZNFV30A	PCTEST ENGINEERING LABORATORY, INC.	FCC Pt. 22, 24, & 27 LTE MEASUREMENT REPORT (CERTIFICATION)	LG	Approved by: Quality Manager
Test Report S/N: 1M1706070187-03-R1.ZNF	Test Dates: 6/6 - 7/14/2017	EUT Type: Portable Handset		Page 34 of 215

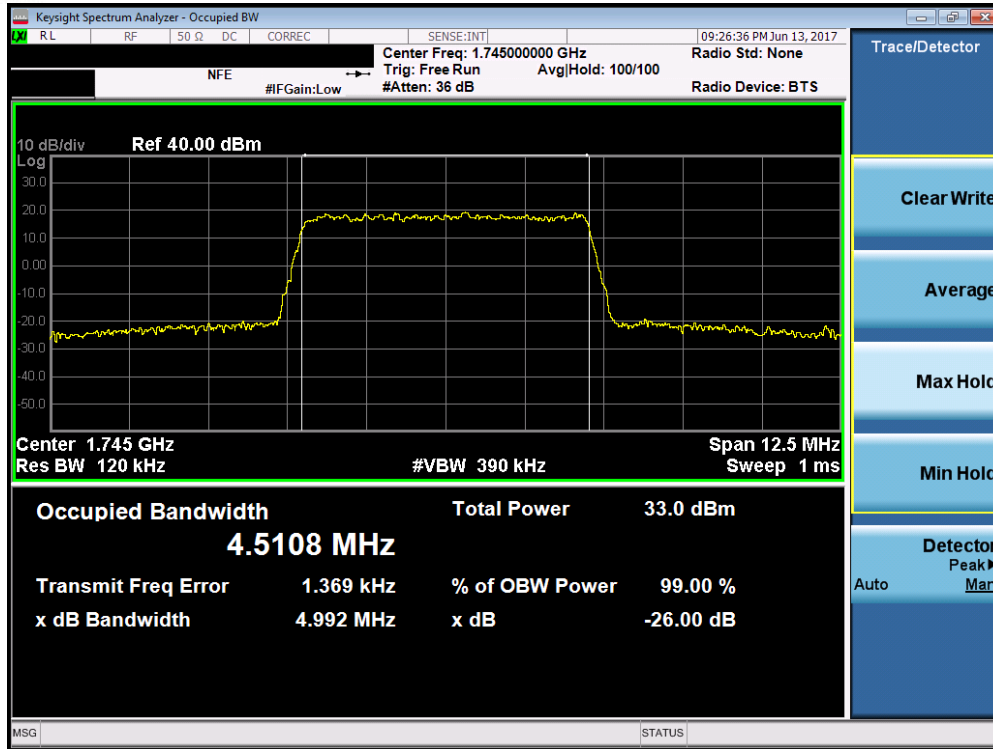


Plot 7-35. Occupied Bandwidth Plot (Band 4/66 – 3.0MHz 16-QAM – RB Size 15)

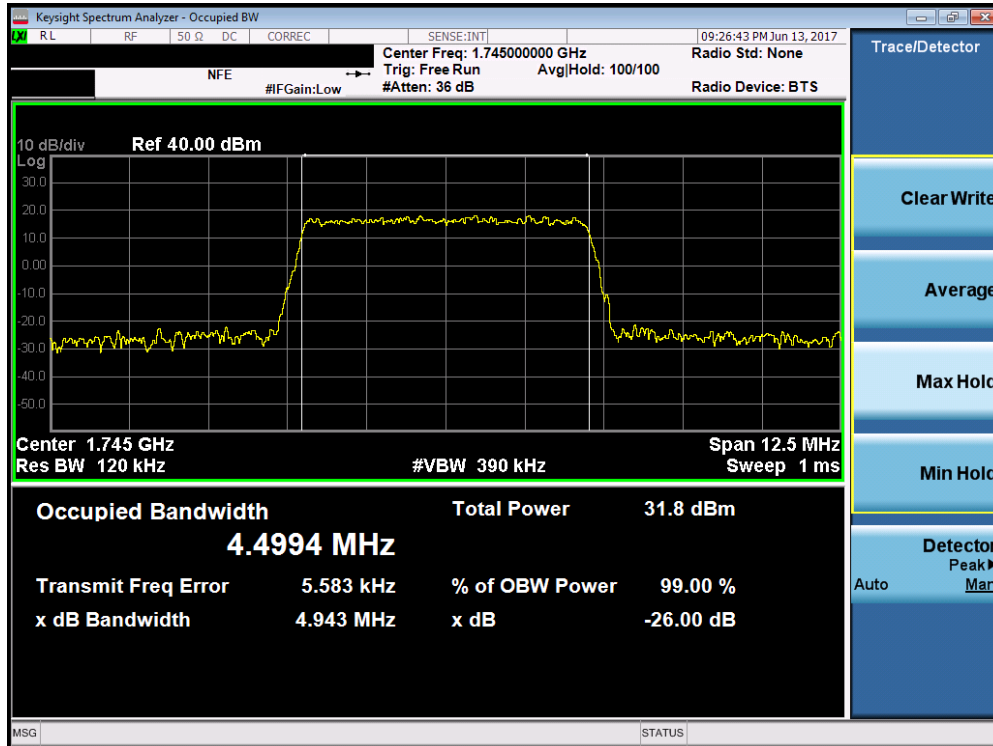


Plot 7-36. Occupied Bandwidth Plot (Band 4/66 – 3.0MHz 64-QAM – RB Size 15)

FCC ID: ZNFV30A	PCTEST ENGINEERING LABORATORY, INC.	FCC Pt. 22, 24, & 27 LTE MEASUREMENT REPORT (CERTIFICATION)	LG	Approved by: Quality Manager
Test Report S/N: 1M1706070187-03-R1.ZNF	Test Dates: 6/6 - 7/14/2017	EUT Type: Portable Handset		Page 35 of 215

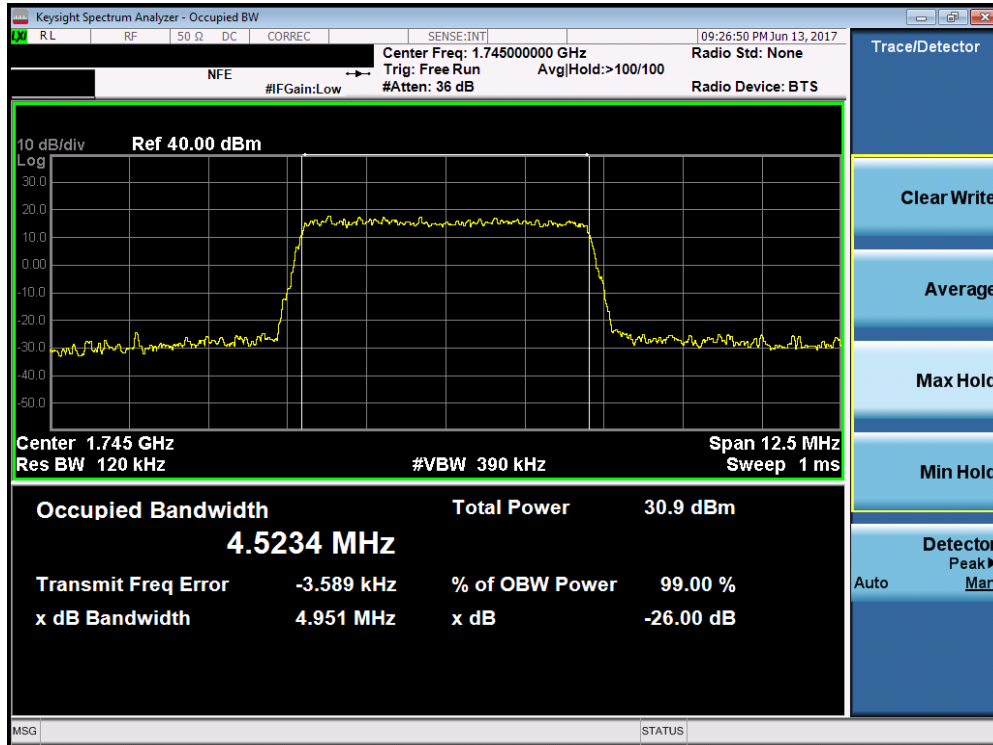


Plot 7-37. Occupied Bandwidth Plot (Band 4/66 – 5.0MHz QPSK – RB Size 25)

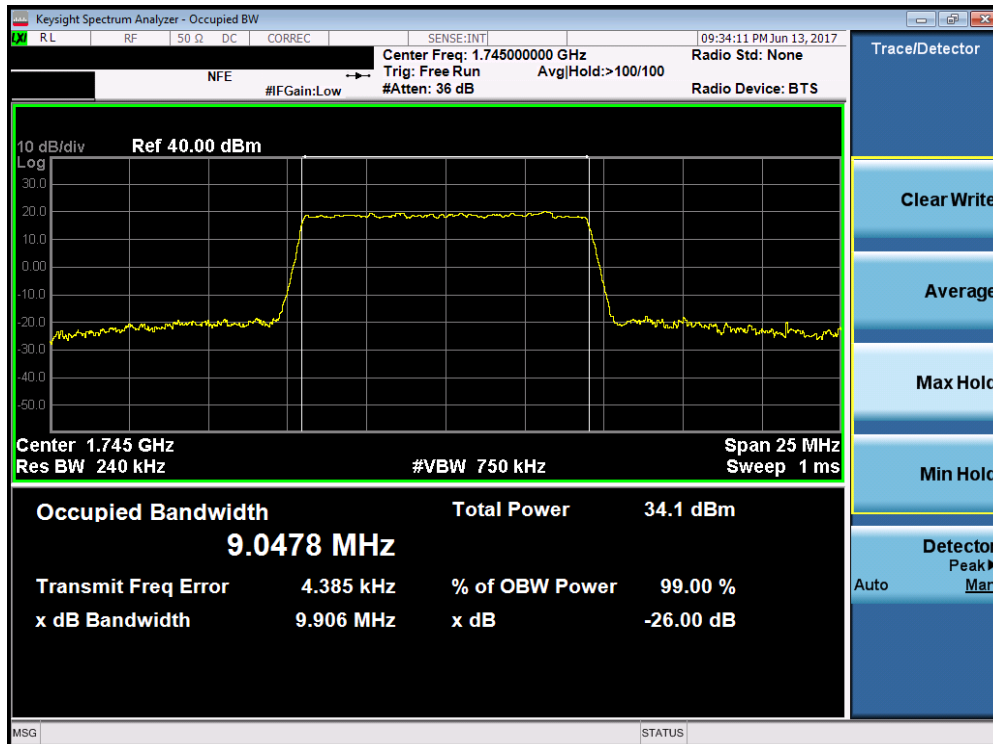


Plot 7-38. Occupied Bandwidth Plot (Band 4/66 – 5.0MHz 16-QAM – RB Size 25)

FCC ID: ZNFV30A	PCTEST ENGINEERING LABORATORY, INC.	FCC Pt. 22, 24, & 27 LTE MEASUREMENT REPORT (CERTIFICATION)	LG	Approved by: Quality Manager
Test Report S/N: 1M1706070187-03-R1.ZNF	Test Dates: 6/6 - 7/14/2017	EUT Type: Portable Handset		Page 36 of 215

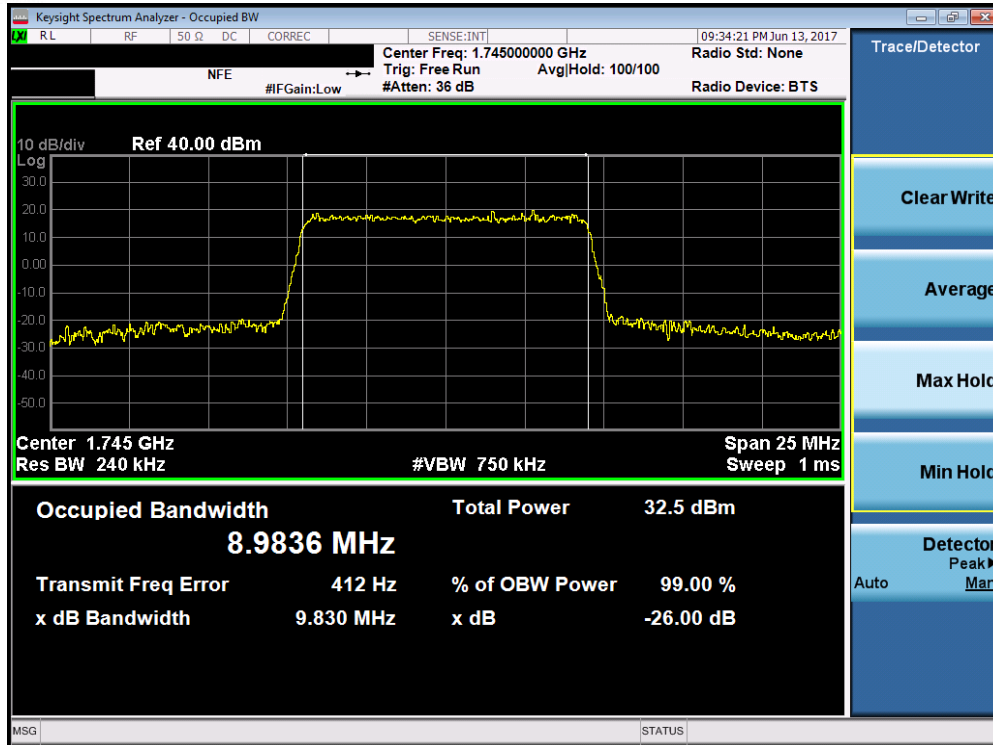


Plot 7-39. Occupied Bandwidth Plot (Band 4/66 – 5.0MHz 64-QAM – RB Size 25)

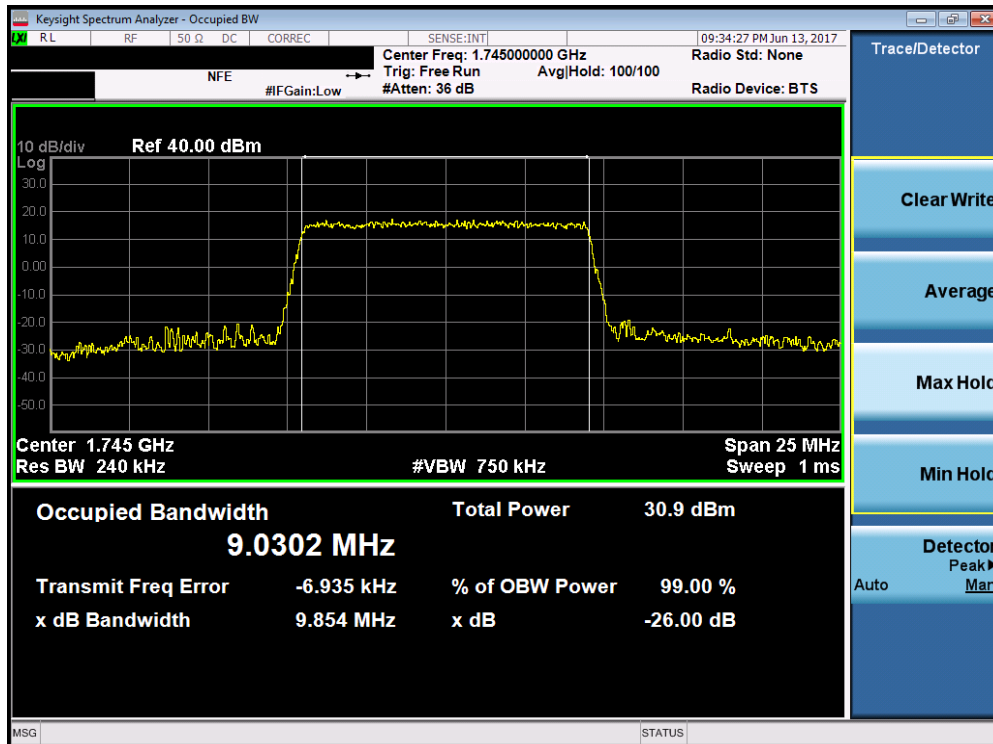


Plot 7-40. Occupied Bandwidth Plot (Band 4/66 – 10.0MHz QPSK – RB Size 50)

FCC ID: ZNFV30A	PCTEST ENGINEERING LABORATORY, INC.	FCC Pt. 22, 24, & 27 LTE MEASUREMENT REPORT (CERTIFICATION)	LG	Approved by: Quality Manager
Test Report S/N: 1M1706070187-03-R1.ZNF	Test Dates: 6/6 - 7/14/2017	EUT Type: Portable Handset		Page 37 of 215

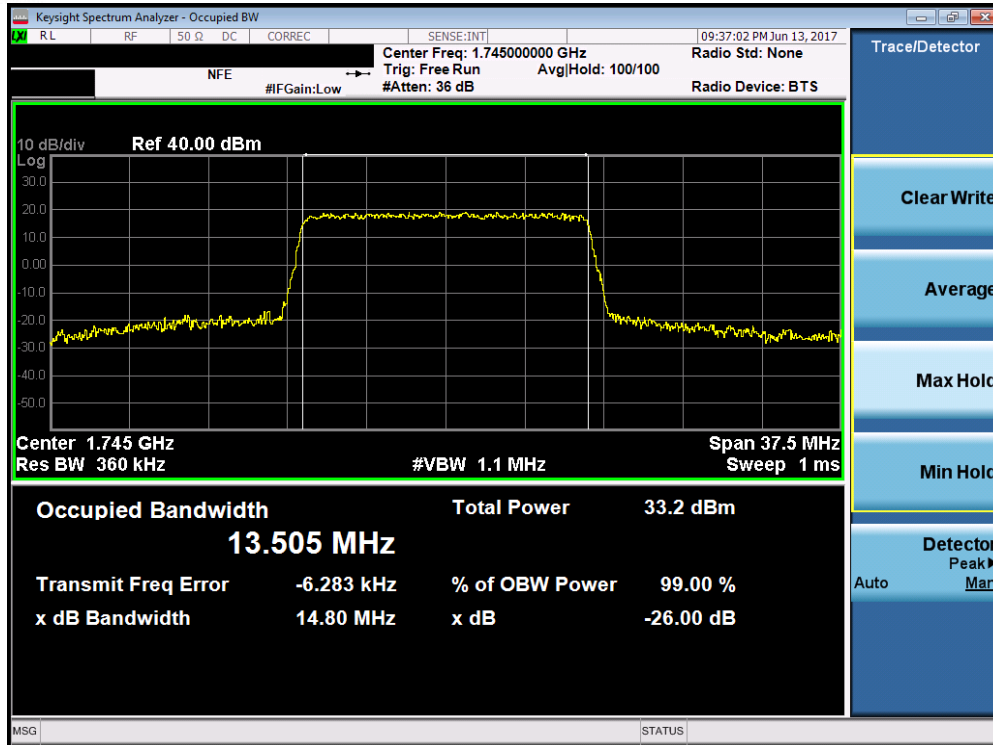


Plot 7-41. Occupied Bandwidth Plot (Band 4/66 – 10.0MHz 16-QAM – RB Size 50)

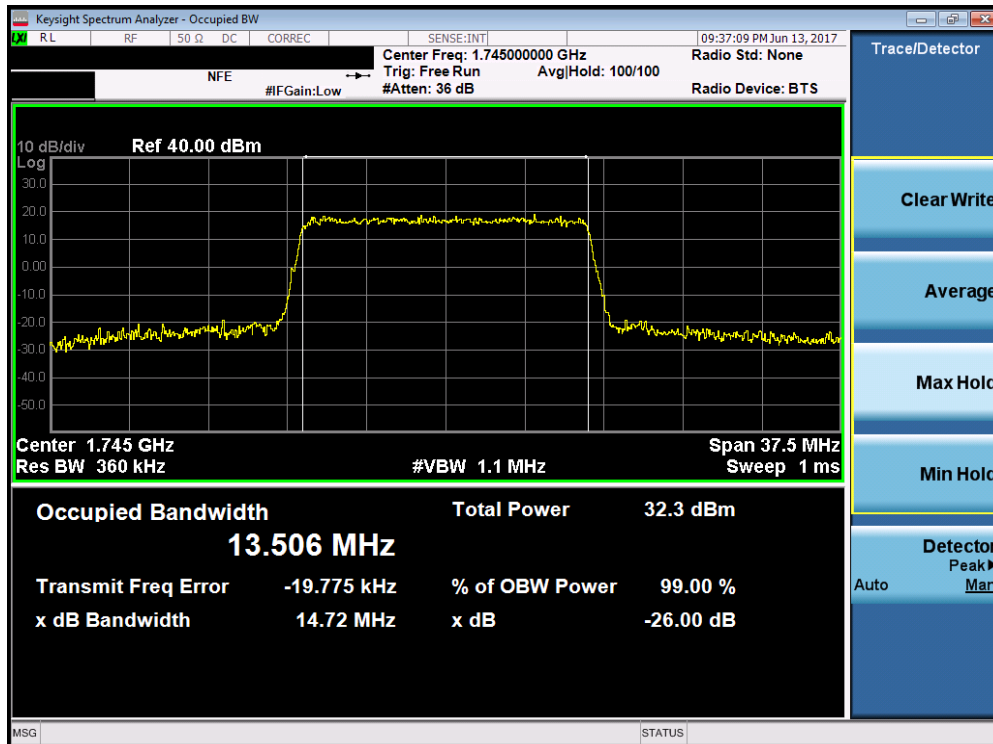


Plot 7-42. Occupied Bandwidth Plot (Band 4/66 – 10.0MHz 64-QAM – RB Size 50)

FCC ID: ZNFV30A	PCTEST ENGINEERING LABORATORY, INC.	FCC Pt. 22, 24, & 27 LTE MEASUREMENT REPORT (CERTIFICATION)	LG	Approved by: Quality Manager
Test Report S/N: 1M1706070187-03-R1.ZNF	Test Dates: 6/6 - 7/14/2017	EUT Type: Portable Handset		Page 38 of 215

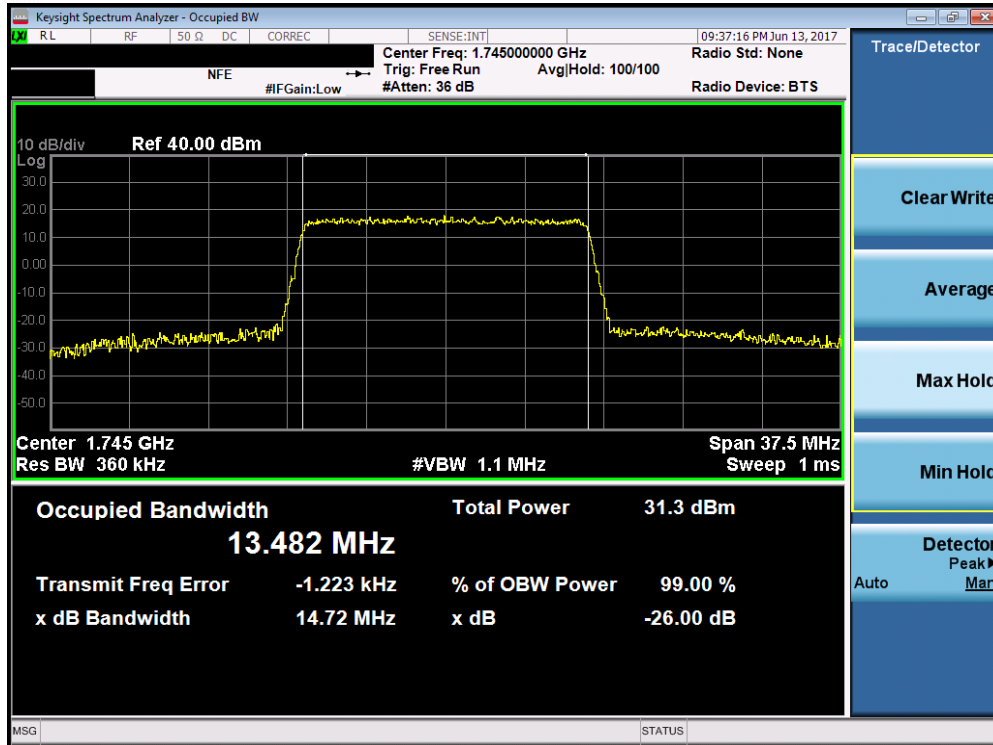


Plot 7-43. Occupied Bandwidth Plot (Band 4/66 – 15.0MHz QPSK – RB Size 75)

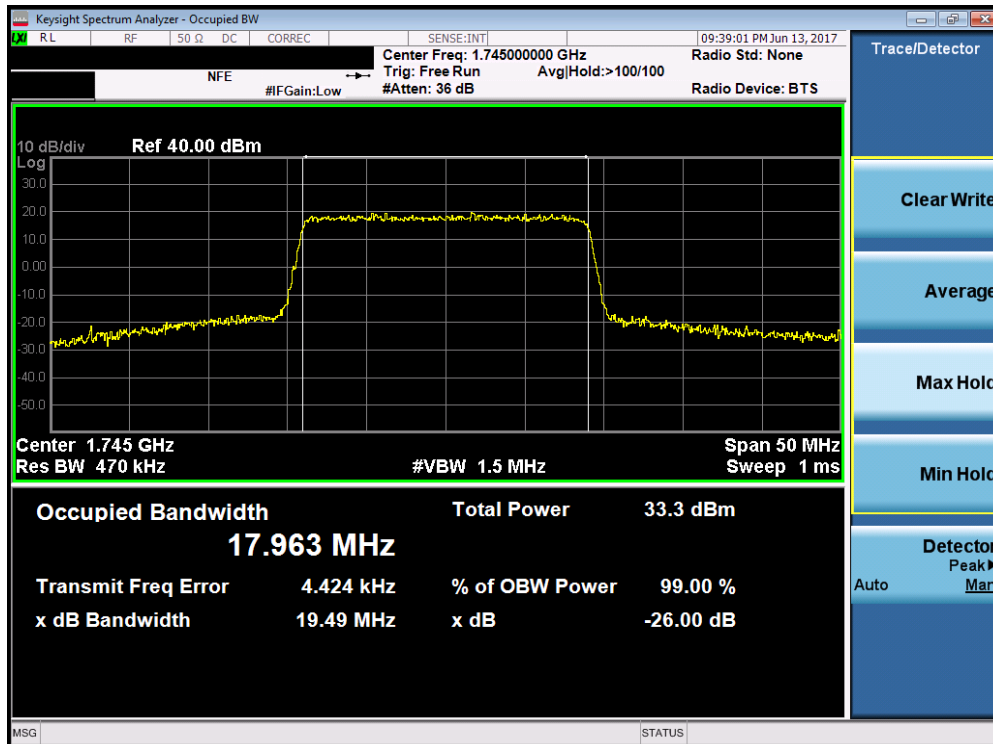


Plot 7-44. Occupied Bandwidth Plot (Band 4/66 – 15.0MHz 16-QAM – RB Size 75)

FCC ID: ZNFV30A	PCTEST ENGINEERING LABORATORY, INC.	FCC Pt. 22, 24, & 27 LTE MEASUREMENT REPORT (CERTIFICATION)	LG	Approved by: Quality Manager
Test Report S/N: 1M1706070187-03-R1.ZNF	Test Dates: 6/6 - 7/14/2017	EUT Type: Portable Handset		Page 39 of 215

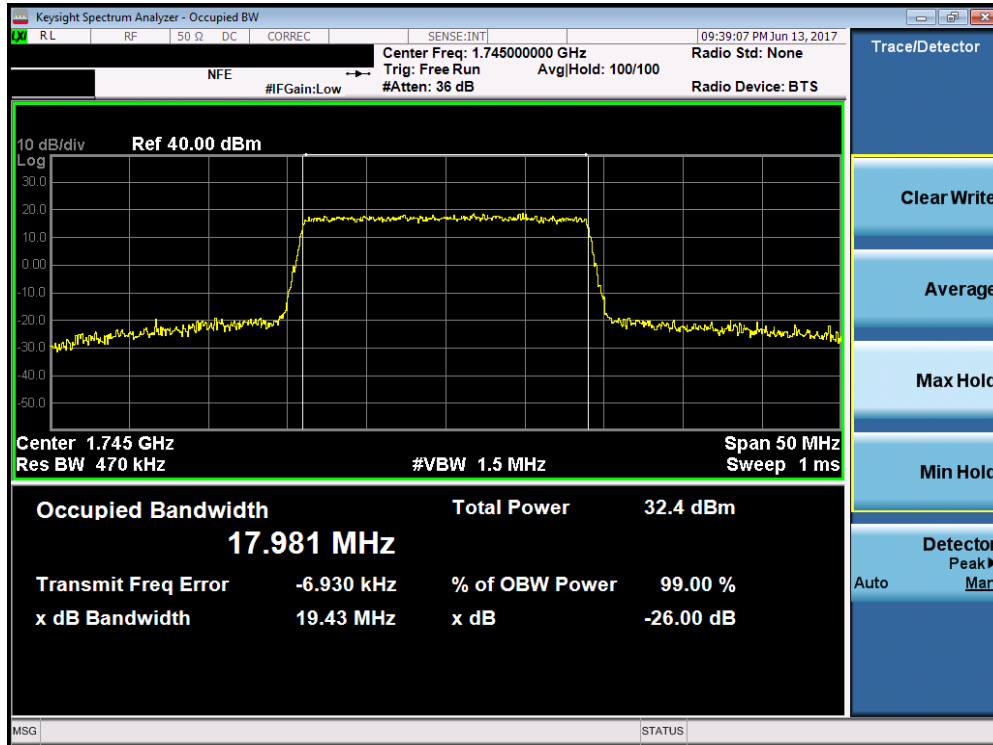


Plot 7-45. Occupied Bandwidth Plot (Band 4/66 – 15.0MHz 64-QAM – RB Size 75)

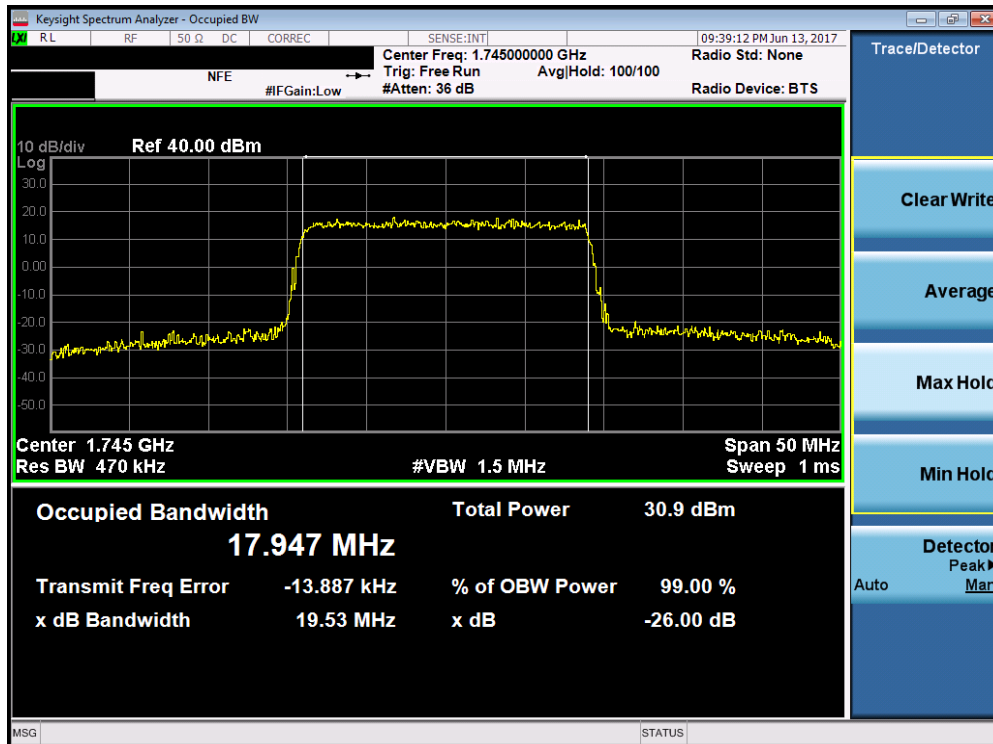


Plot 7-46. Occupied Bandwidth Plot (Band 4/66 – 20.0MHz QPSK – RB Size 100)

FCC ID: ZNFV30A	PCTEST ENGINEERING LABORATORY, INC.	FCC Pt. 22, 24, & 27 LTE MEASUREMENT REPORT (CERTIFICATION)	LG	Approved by: Quality Manager
Test Report S/N: 1M1706070187-03-R1-ZNF	Test Dates: 6/6 - 7/14/2017	EUT Type: Portable Handset		Page 40 of 215

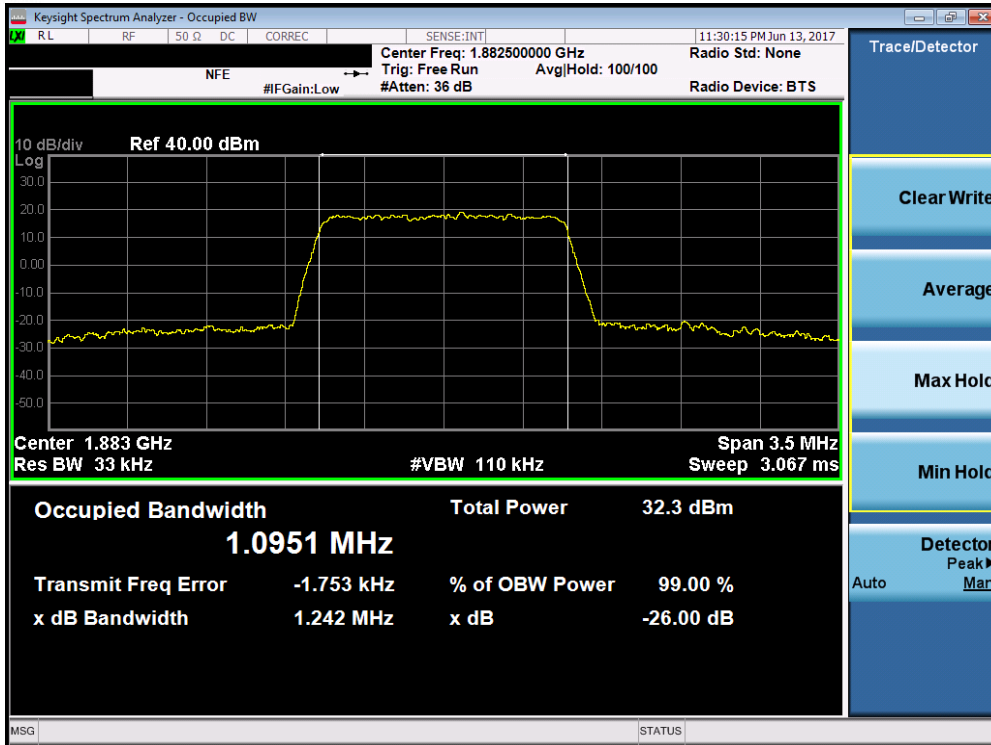


Plot 7-47. Occupied Bandwidth Plot (Band 4/66 – 20.0MHz 16-QAM – RB Size 100)

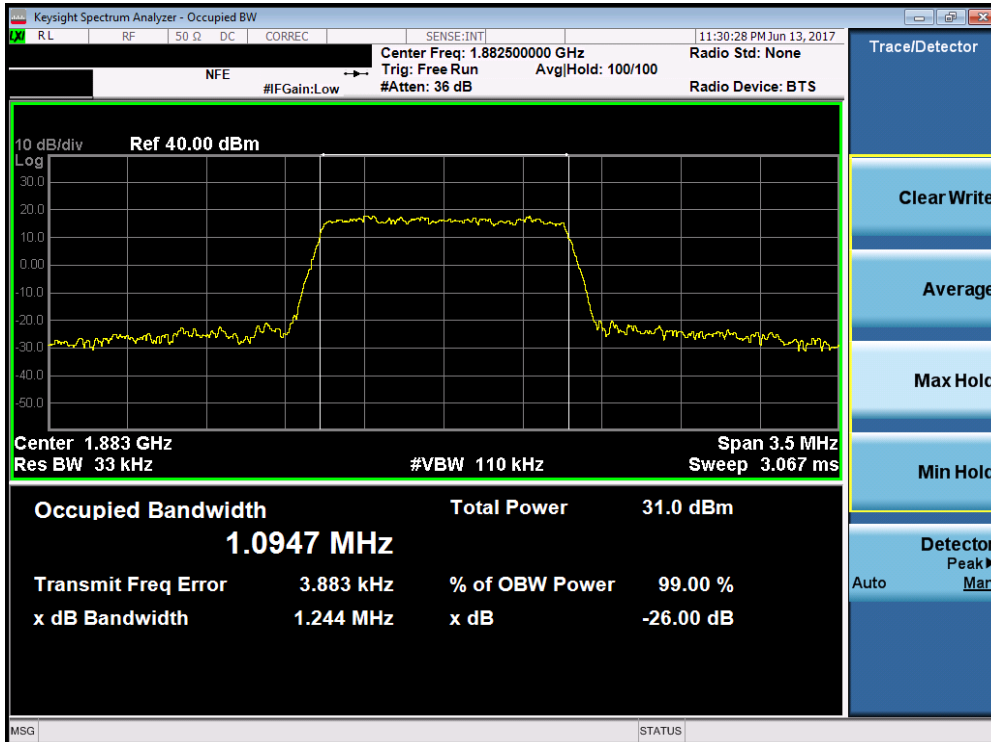


Plot 7-48. Occupied Bandwidth Plot (Band 4/66 – 20.0MHz 64-QAM – RB Size 100)

FCC ID: ZNFV30A	PCTEST ENGINEERING LABORATORY, INC.	FCC Pt. 22, 24, & 27 LTE MEASUREMENT REPORT (CERTIFICATION)	LG	Approved by: Quality Manager
Test Report S/N: 1M1706070187-03-R1.ZNF	Test Dates: 6/6 - 7/14/2017	EUT Type: Portable Handset		Page 41 of 215

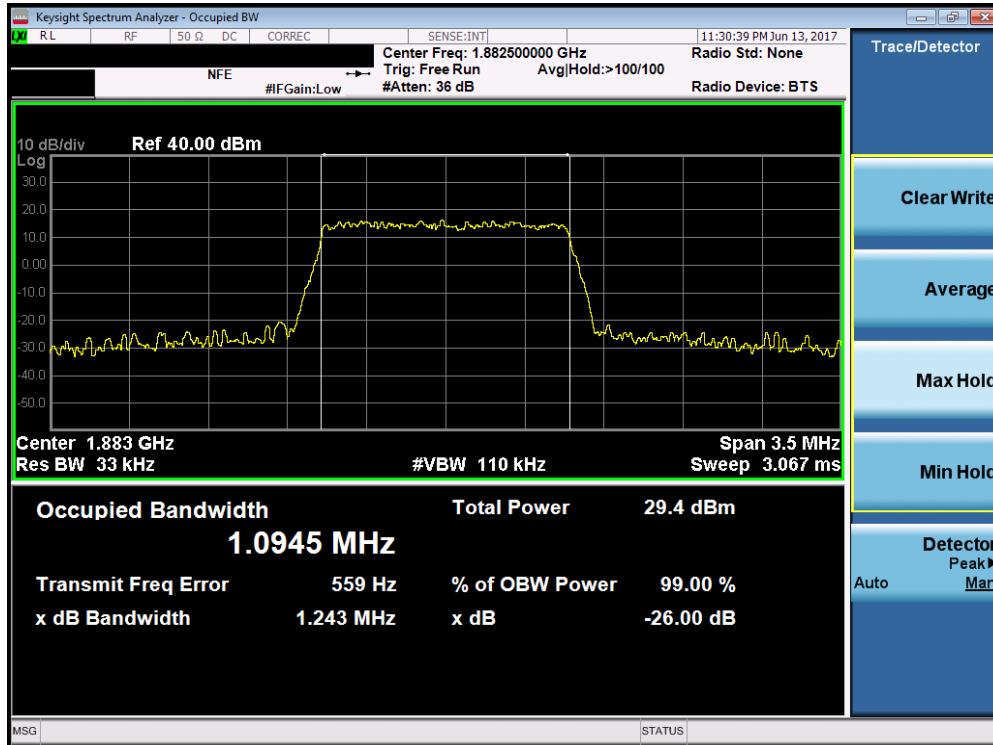


Plot 7-49. Occupied Bandwidth Plot (Band 2/25 – 1.4MHz QPSK – RB Size 6)

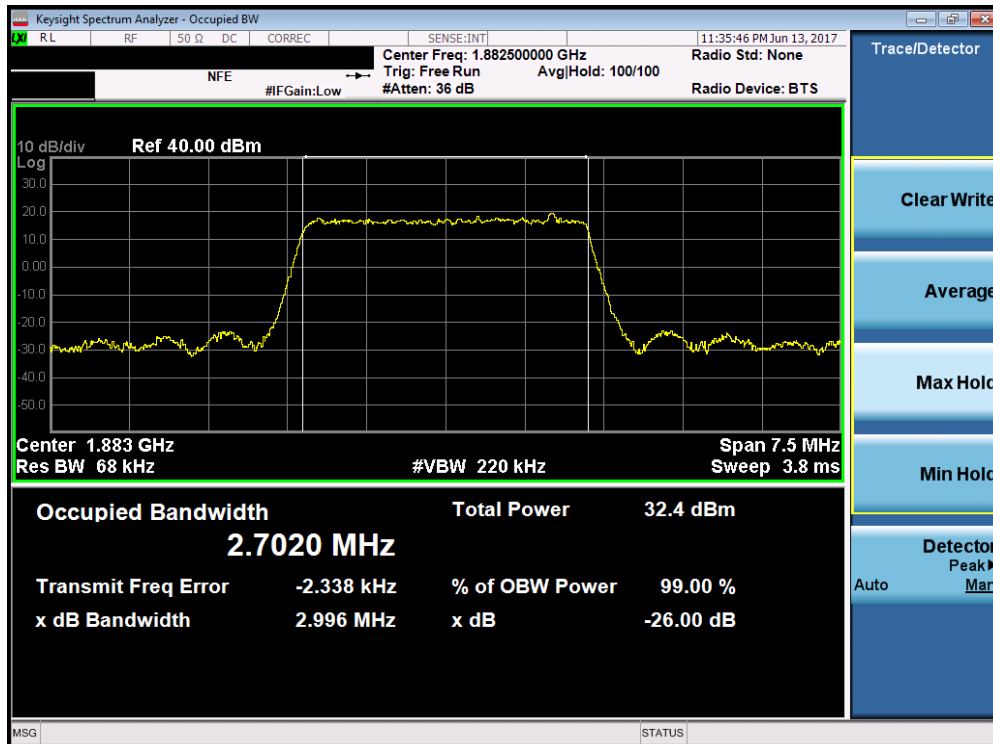


Plot 7-50. Occupied Bandwidth Plot (Band 2/25 – 1.4MHz 16-QAM – RB Size 6)

FCC ID: ZNFV30A		FCC Pt. 22, 24, & 27 LTE MEASUREMENT REPORT (CERTIFICATION)		Approved by: Quality Manager
Test Report S/N: 1M1706070187-03-R1.ZNF	Test Dates: 6/6 - 7/14/2017	EUT Type: Portable Handset		Page 42 of 215

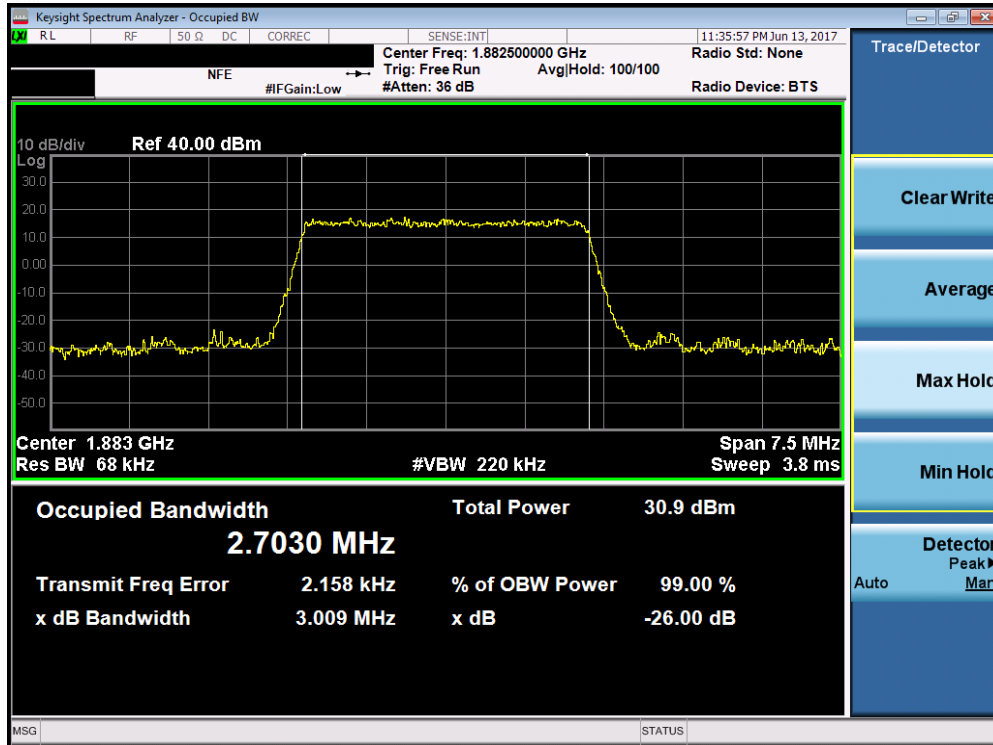


Plot 7-51. Occupied Bandwidth Plot (Band 2/25 – 1.4MHz 64-QAM – RB Size 6)

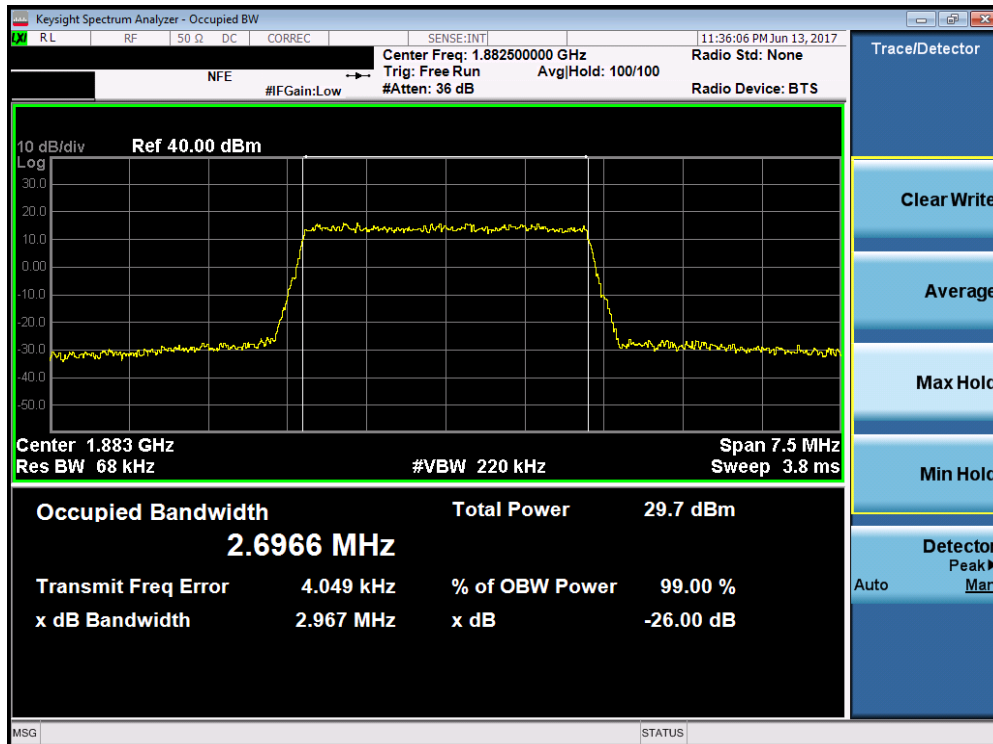


Plot 7-52. Occupied Bandwidth Plot (Band 2/25 – 3.0MHz QPSK – RB Size 15)

FCC ID: ZNFV30A		FCC Pt. 22, 24, & 27 LTE MEASUREMENT REPORT (CERTIFICATION)		Approved by: Quality Manager
Test Report S/N: 1M1706070187-03-R1.ZNF	Test Dates: 6/6 - 7/14/2017	EUT Type: Portable Handset		Page 43 of 215

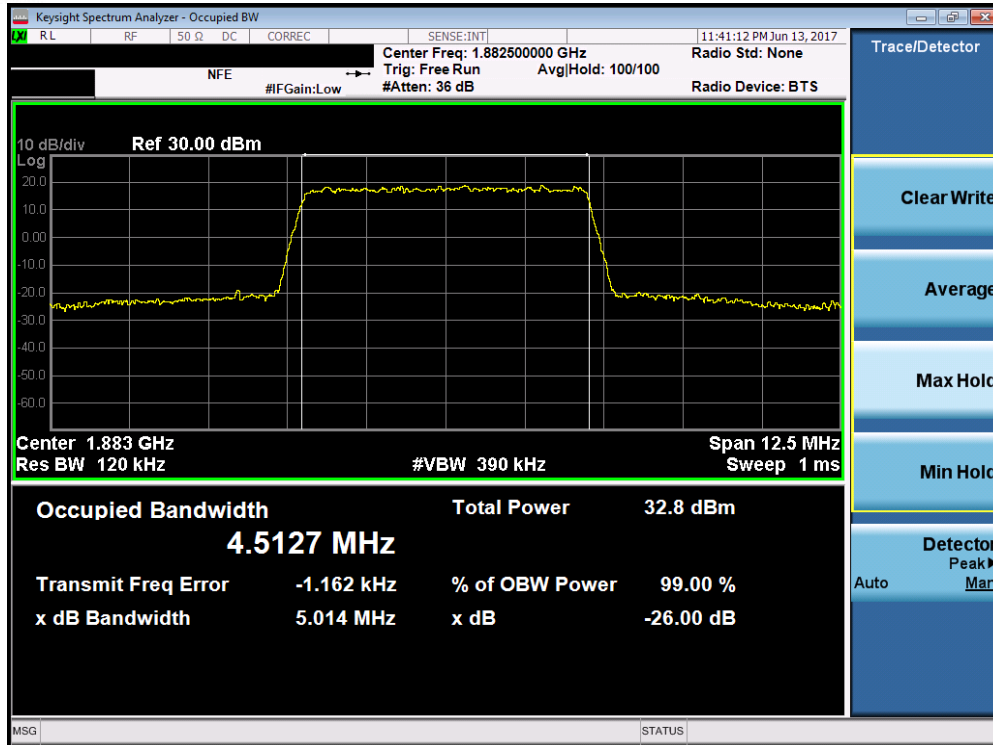


Plot 7-53. Occupied Bandwidth Plot (Band 2/25 – 3.0MHz 16-QAM – RB Size 15)

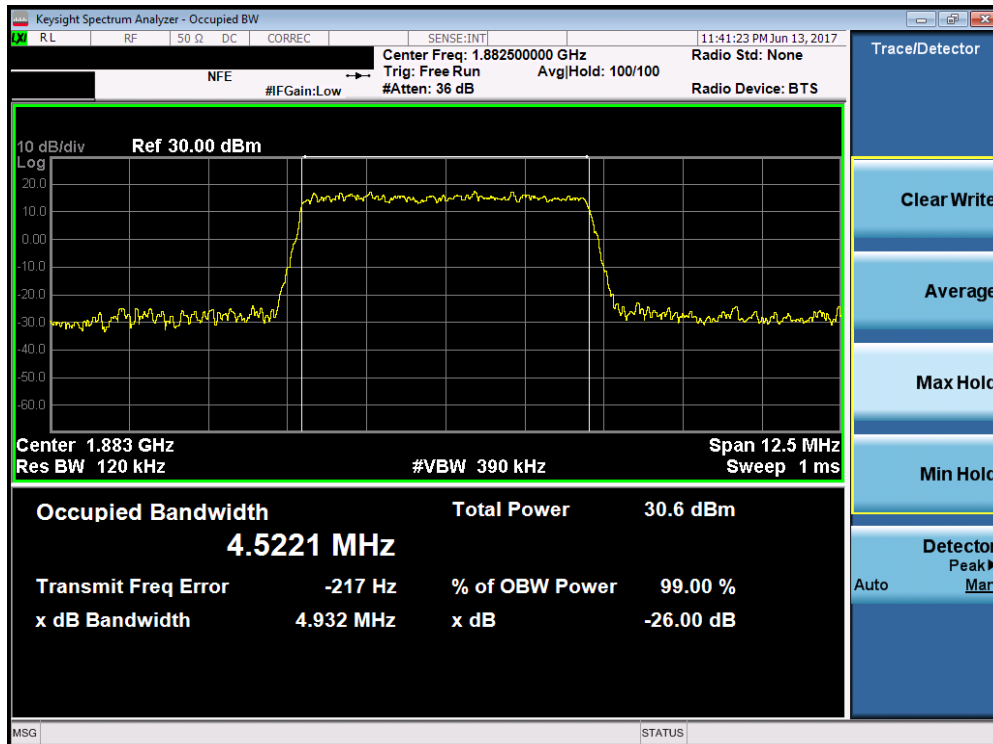


Plot 7-54. Occupied Bandwidth Plot (Band 2/25 – 3.0MHz 64-QAM – RB Size 15)

FCC ID: ZNFV30A	PCTEST ENGINEERING LABORATORY, INC.	FCC Pt. 22, 24, & 27 LTE MEASUREMENT REPORT (CERTIFICATION)	LG	Approved by: Quality Manager
Test Report S/N: 1M1706070187-03-R1.ZNF	Test Dates: 6/6 - 7/14/2017	EUT Type: Portable Handset		Page 44 of 215



Plot 7-55. Occupied Bandwidth Plot (Band 2/25 – 5.0MHz QPSK – RB Size 25)

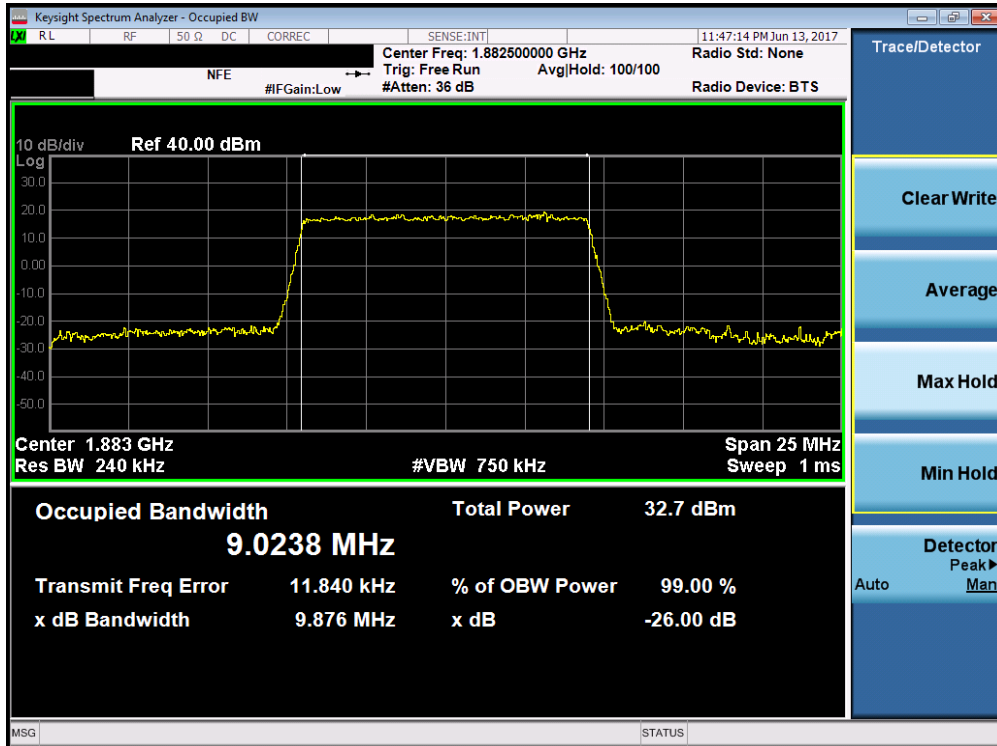


Plot 7-56. Occupied Bandwidth Plot (Band 2/25 – 5.0MHz 16-QAM – RB Size 25)

FCC ID: ZNFV30A	PCTEST ENGINEERING LABORATORY, INC.	FCC Pt. 22, 24, & 27 LTE MEASUREMENT REPORT (CERTIFICATION)	LG	Approved by: Quality Manager
Test Report S/N: 1M1706070187-03-R1.ZNF	Test Dates: 6/6 - 7/14/2017	EUT Type: Portable Handset		Page 45 of 215

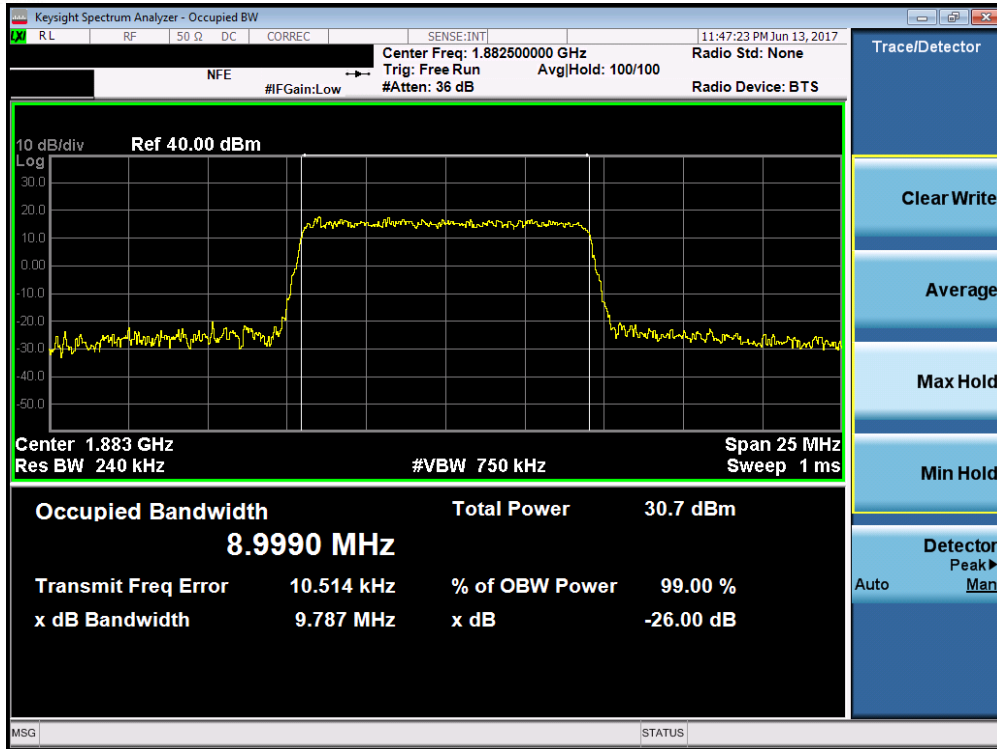


Plot 7-57. Occupied Bandwidth Plot (Band 2/25 – 5.0MHz 64-QAM – RB Size 25)

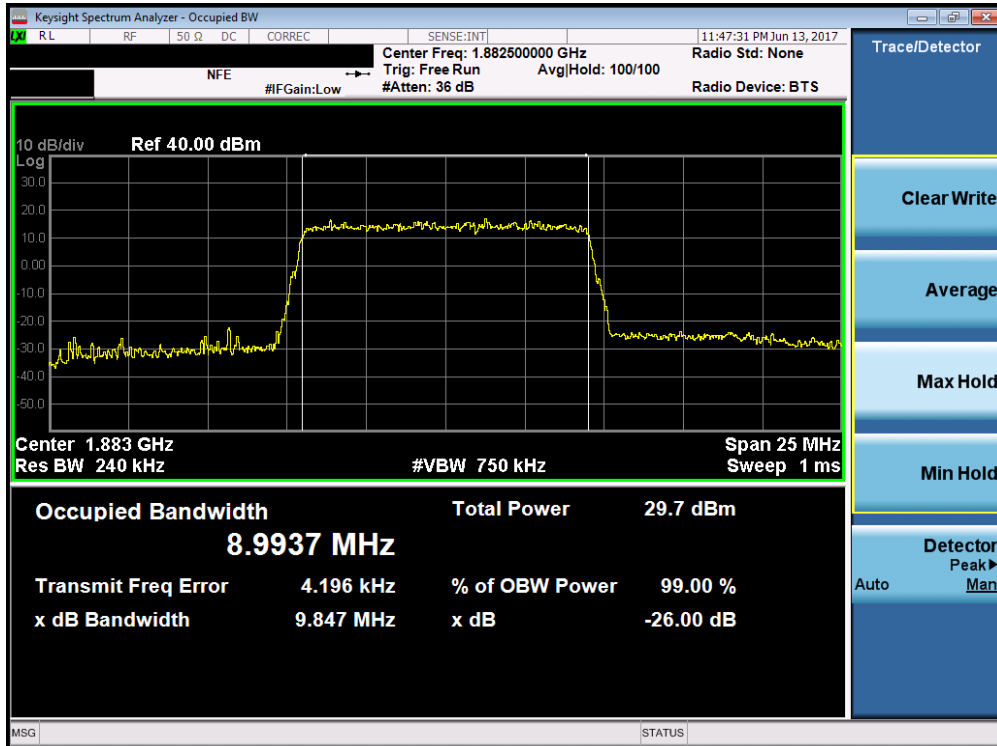


Plot 7-58. Occupied Bandwidth Plot (Band 2/25 – 10.0MHz QPSK – RB Size 50)

FCC ID: ZNFV30A	PCTEST ENGINEERING LABORATORY, INC.	FCC Pt. 22, 24, & 27 LTE MEASUREMENT REPORT (CERTIFICATION)	LG	Approved by: Quality Manager
Test Report S/N: 1M1706070187-03-R1.ZNF	Test Dates: 6/6 - 7/14/2017	EUT Type: Portable Handset		Page 46 of 215

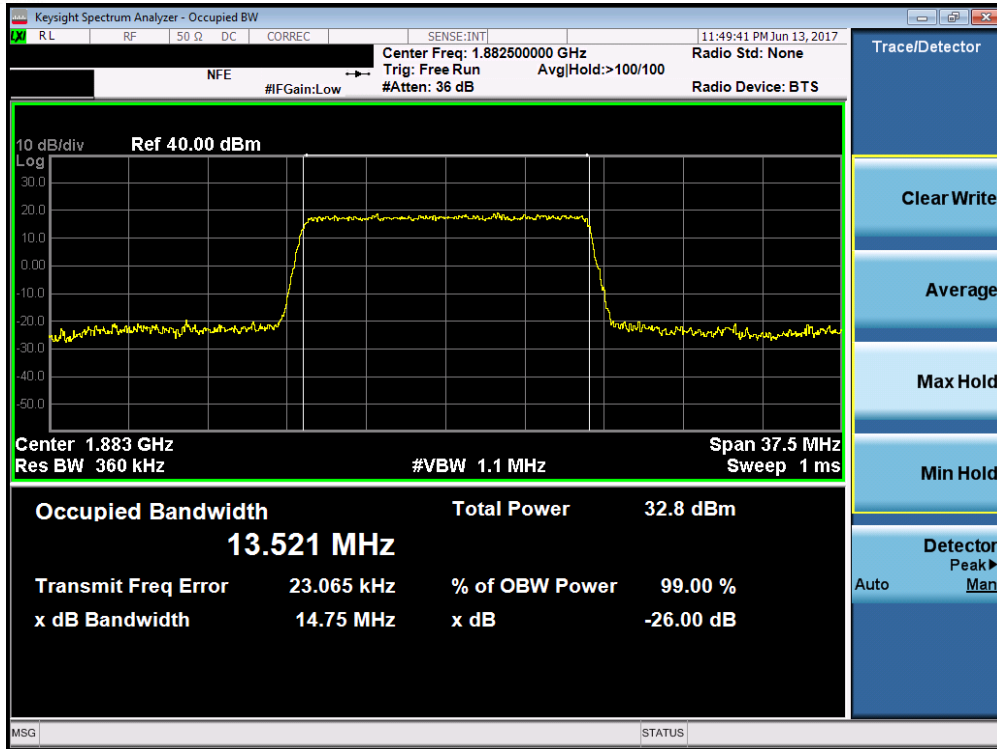


Plot 7-59. Occupied Bandwidth Plot (Band 2/25 – 10.0MHz 16-QAM – RB Size 50)

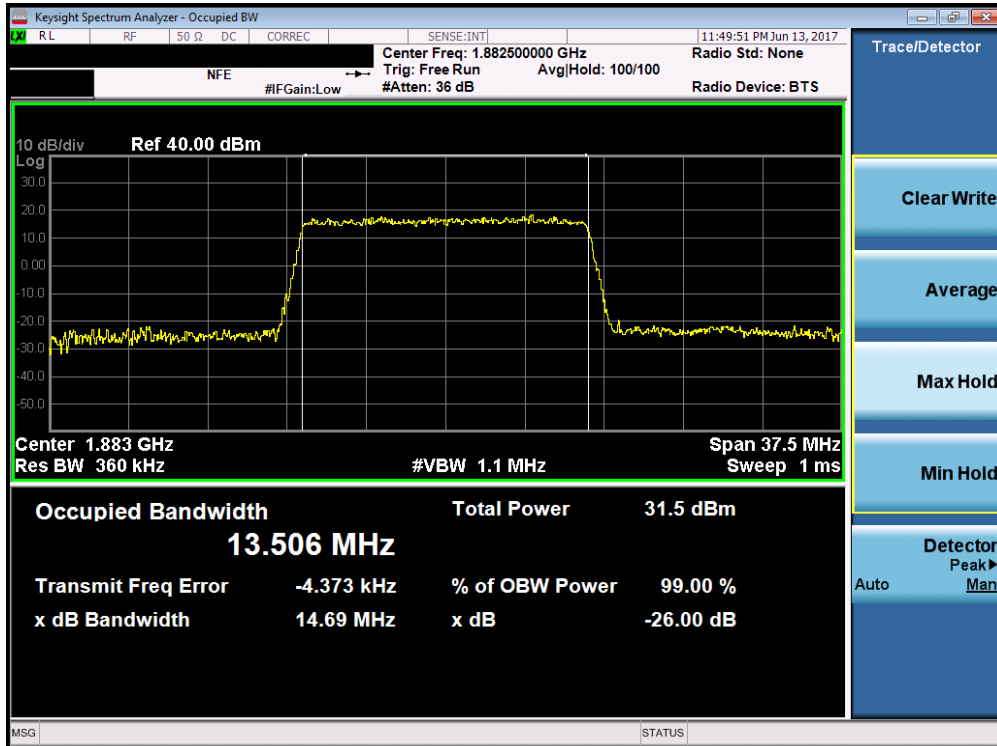


Plot 7-60. Occupied Bandwidth Plot (Band 2/25 – 10.0MHz 64-QAM – RB Size 50)

FCC ID: ZNFV30A	PCTEST ENGINEERING LABORATORY, INC.	FCC Pt. 22, 24, & 27 LTE MEASUREMENT REPORT (CERTIFICATION)	LG	Approved by: Quality Manager
Test Report S/N: 1M1706070187-03-R1.ZNF	Test Dates: 6/6 - 7/14/2017	EUT Type: Portable Handset		Page 47 of 215

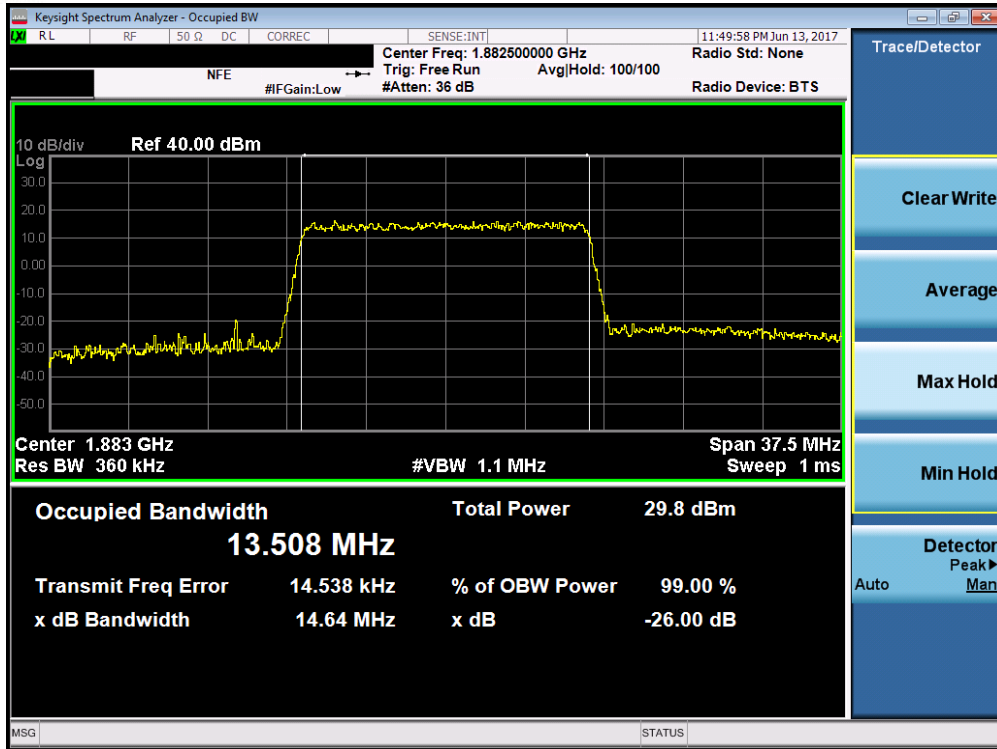


Plot 7-61. Occupied Bandwidth Plot (Band 2/25 – 15.0MHz QPSK – RB Size 75)

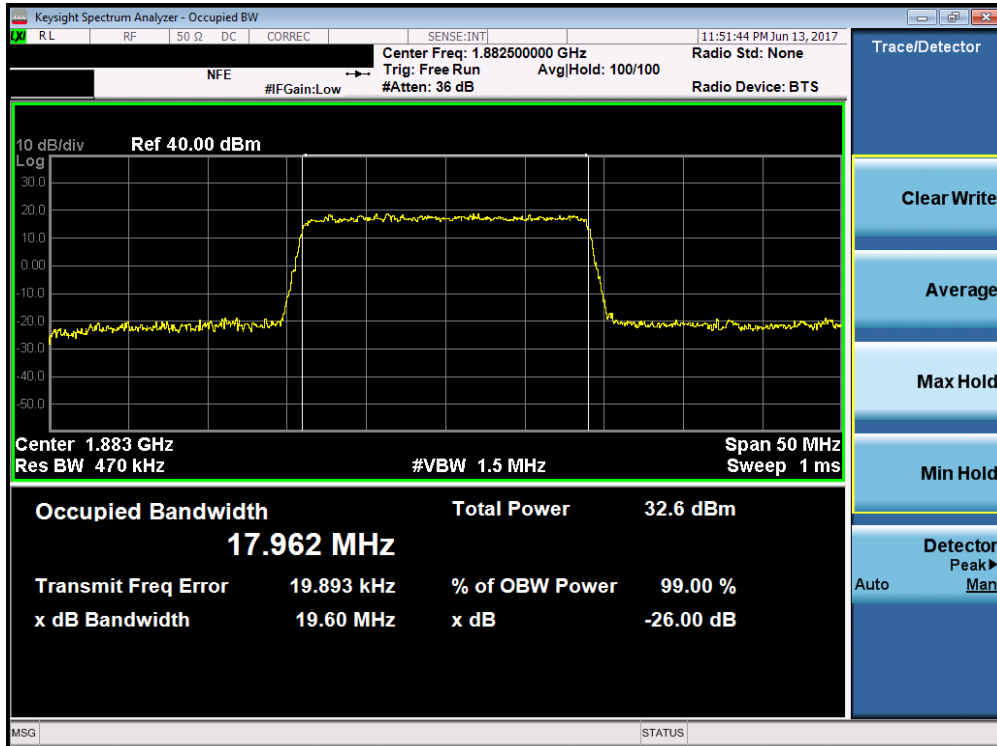


Plot 7-62. Occupied Bandwidth Plot (Band 2/25 – 15.0MHz 16-QAM – RB Size 75)

FCC ID: ZNFV30A	PCTEST ENGINEERING LABORATORY, INC.	FCC Pt. 22, 24, & 27 LTE MEASUREMENT REPORT (CERTIFICATION)	LG	Approved by: Quality Manager
Test Report S/N: 1M1706070187-03-R1.ZNF	Test Dates: 6/6 - 7/14/2017	EUT Type: Portable Handset		Page 48 of 215

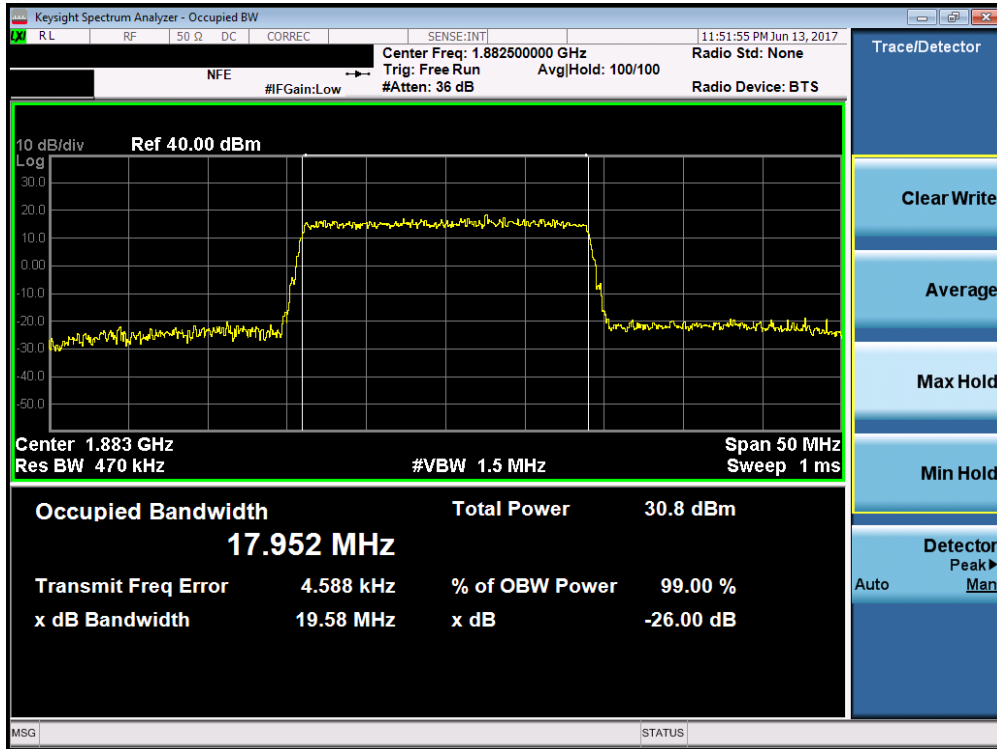


Plot 7-63. Occupied Bandwidth Plot (Band 2/25 – 15.0MHz 64-QAM – RB Size 75)

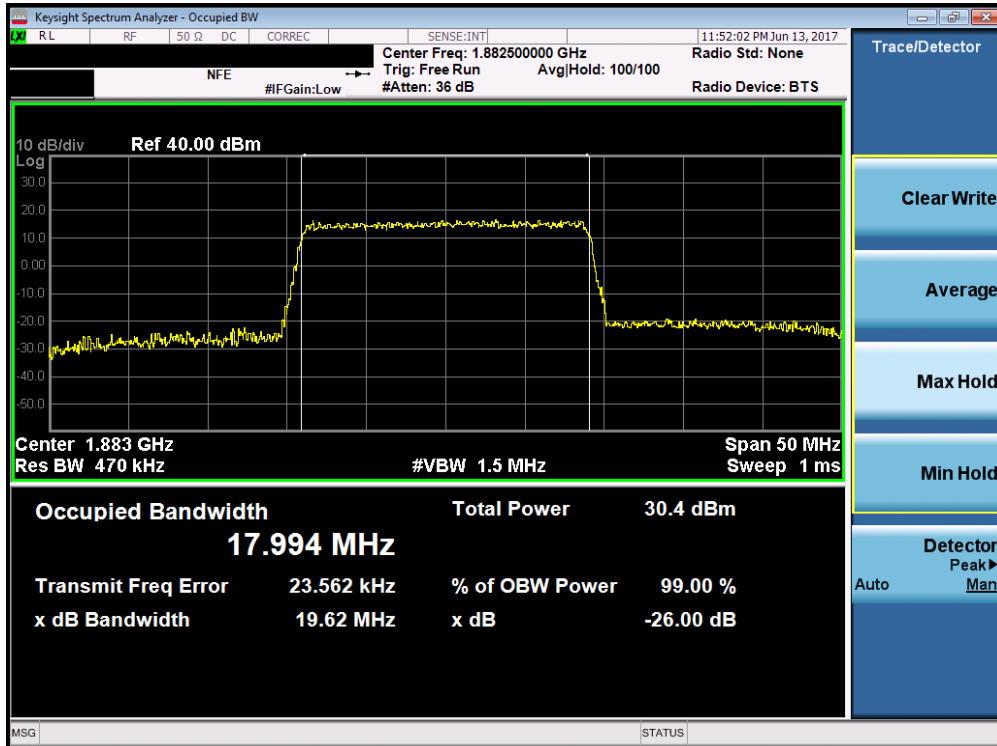


Plot 7-64. Occupied Bandwidth Plot (Band 2/25 – 20.0MHz QPSK – RB Size 100)

FCC ID: ZNFV30A	PCTEST ENGINEERING LABORATORY, INC.	FCC Pt. 22, 24, & 27 LTE MEASUREMENT REPORT (CERTIFICATION)	LG	Approved by: Quality Manager
Test Report S/N: 1M1706070187-03-R1.ZNF	Test Dates: 6/6 - 7/14/2017	EUT Type: Portable Handset		Page 49 of 215

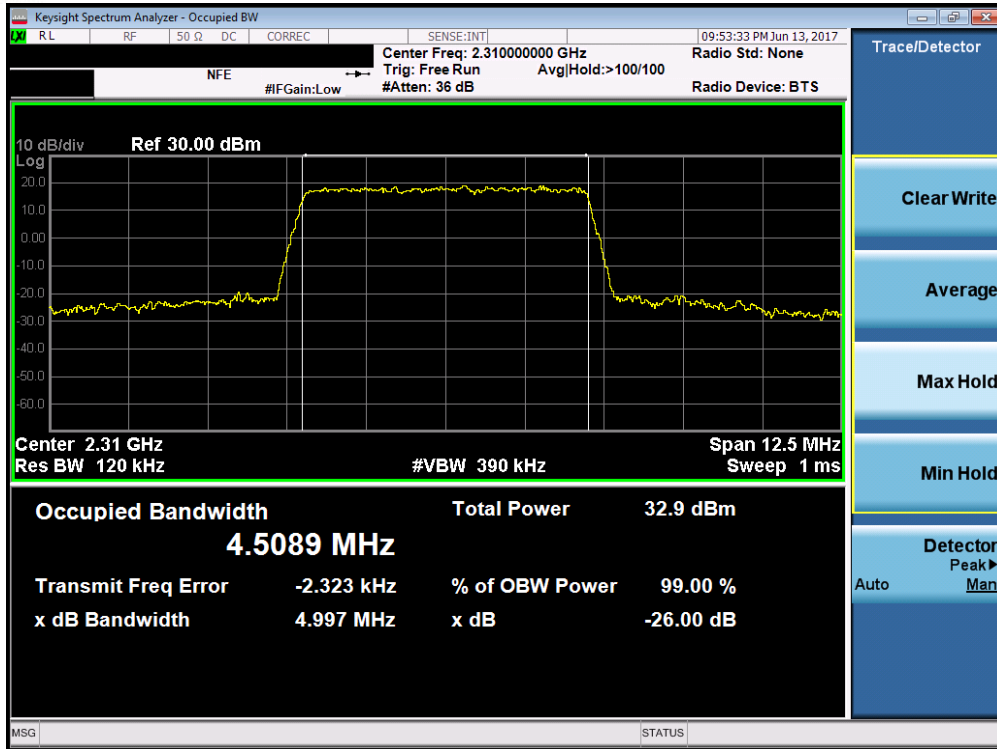


Plot 7-65. Occupied Bandwidth Plot (Band 2/25 – 20.0MHz 16-QAM – RB Size 100)

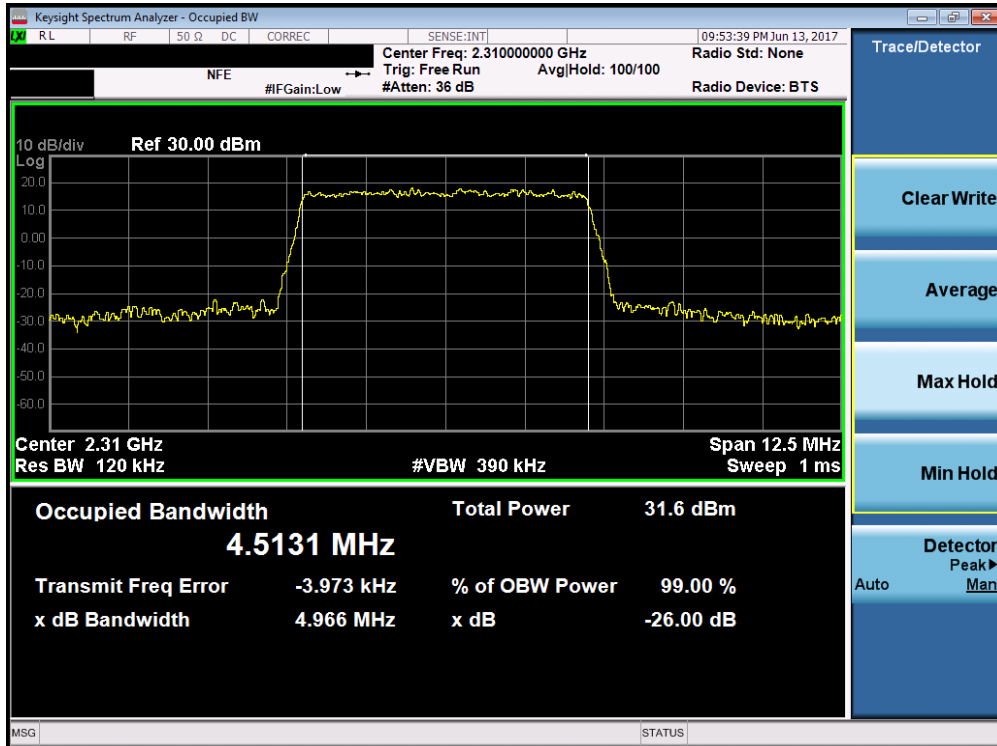


Plot 7-66. Occupied Bandwidth Plot (Band 2/25 – 20.0MHz 64-QAM – RB Size 100)

FCC ID: ZNFV30A	PCTEST ENGINEERING LABORATORY, INC.	FCC Pt. 22, 24, & 27 LTE MEASUREMENT REPORT (CERTIFICATION)	LG	Approved by: Quality Manager
Test Report S/N: 1M1706070187-03-R1.ZNF	Test Dates: 6/6 - 7/14/2017	EUT Type: Portable Handset		Page 50 of 215

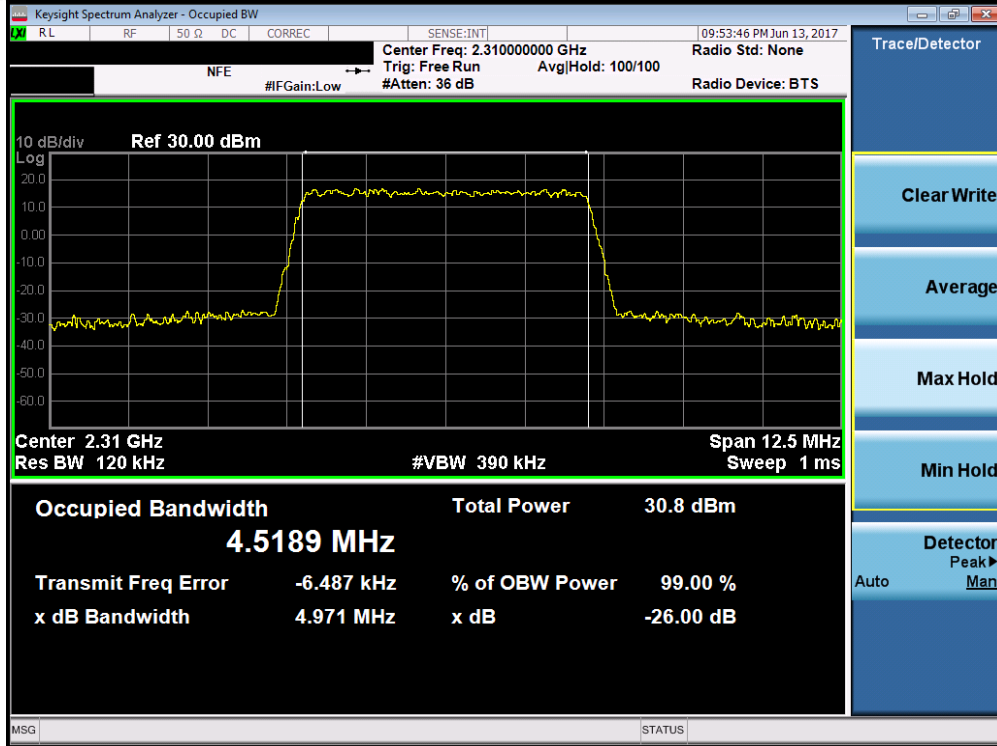


Plot 7-67. Occupied Bandwidth Plot (Band 30 – 5.0MHz QPSK – RB Size 25)

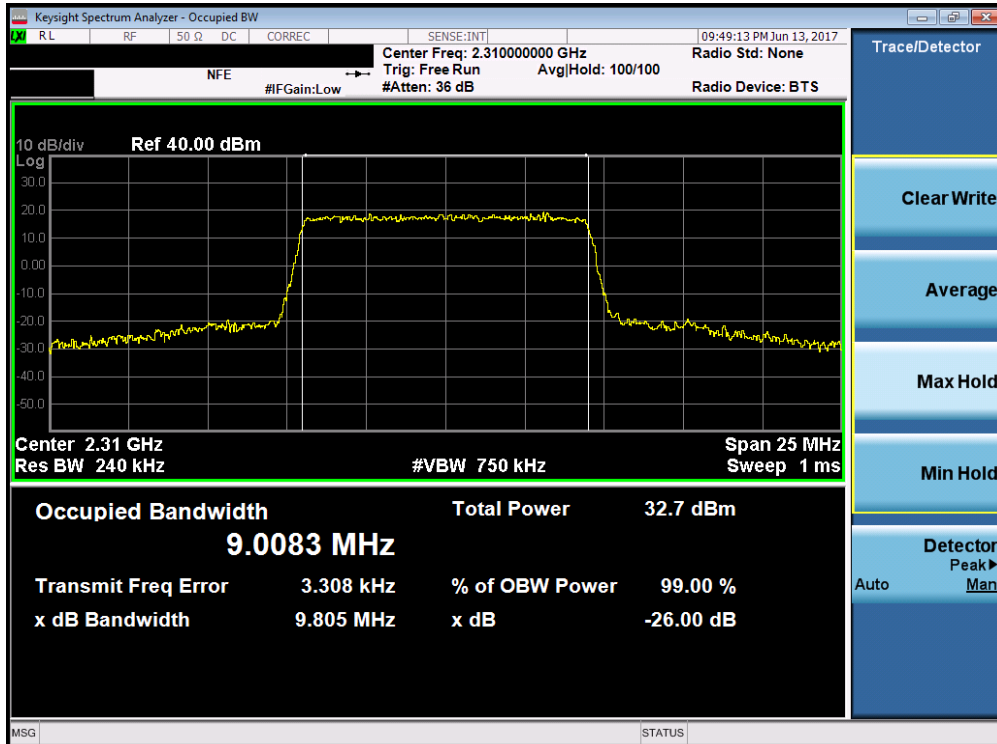


Plot 7-68. Occupied Bandwidth Plot (Band 30 – 5.0MHz 16-QAM – RB Size 25)

FCC ID: ZNFV30A	PCTEST ENGINEERING LABORATORY, INC.	FCC Pt. 22, 24, & 27 LTE MEASUREMENT REPORT (CERTIFICATION)	LG	Approved by: Quality Manager
Test Report S/N: 1M1706070187-03-R1.ZNF	Test Dates: 6/6 - 7/14/2017	EUT Type: Portable Handset		Page 51 of 215

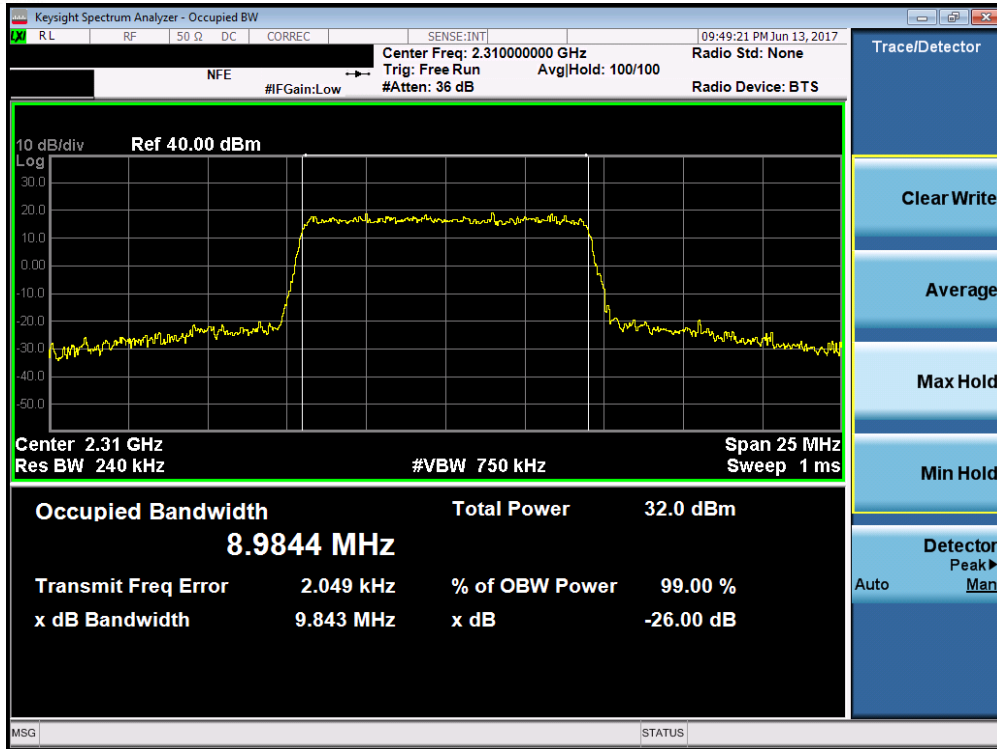


Plot 7-69. Occupied Bandwidth Plot (Band 30 – 5.0MHz 64-QAM – RB Size 25)

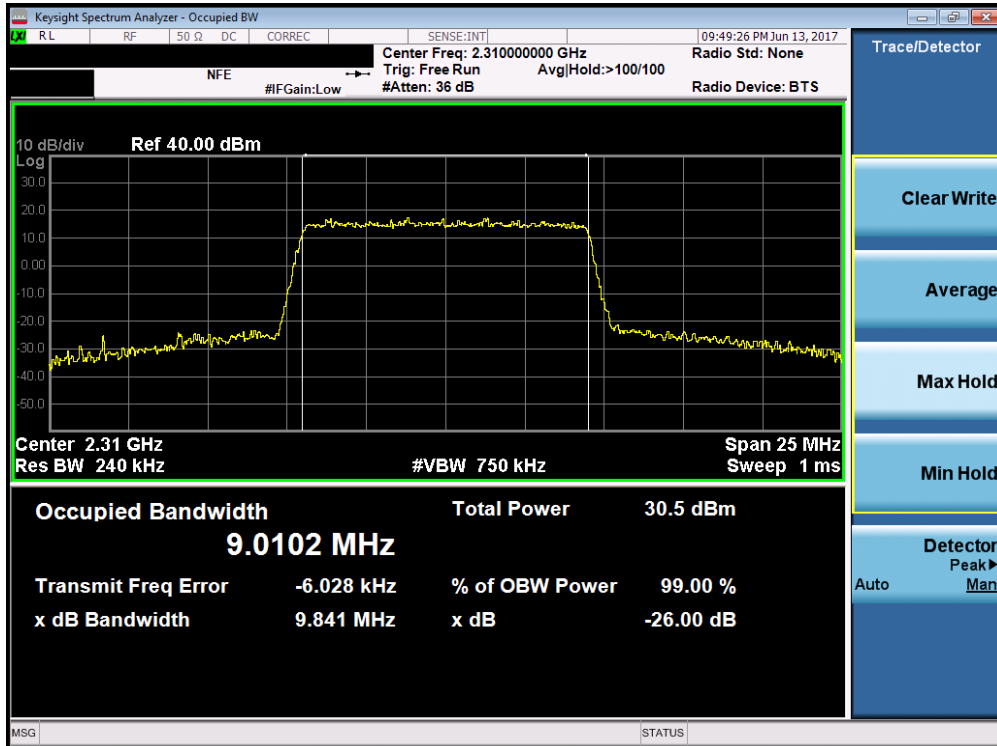


Plot 7-70. Occupied Bandwidth Plot (Band 30 – 10.0MHz QPSK – RB Size 50)

FCC ID: ZNFV30A	PCTEST ENGINEERING LABORATORY, INC.	FCC Pt. 22, 24, & 27 LTE MEASUREMENT REPORT (CERTIFICATION)	LG	Approved by: Quality Manager
Test Report S/N: 1M1706070187-03-R1.ZNF	Test Dates: 6/6 - 7/14/2017	EUT Type: Portable Handset		Page 52 of 215

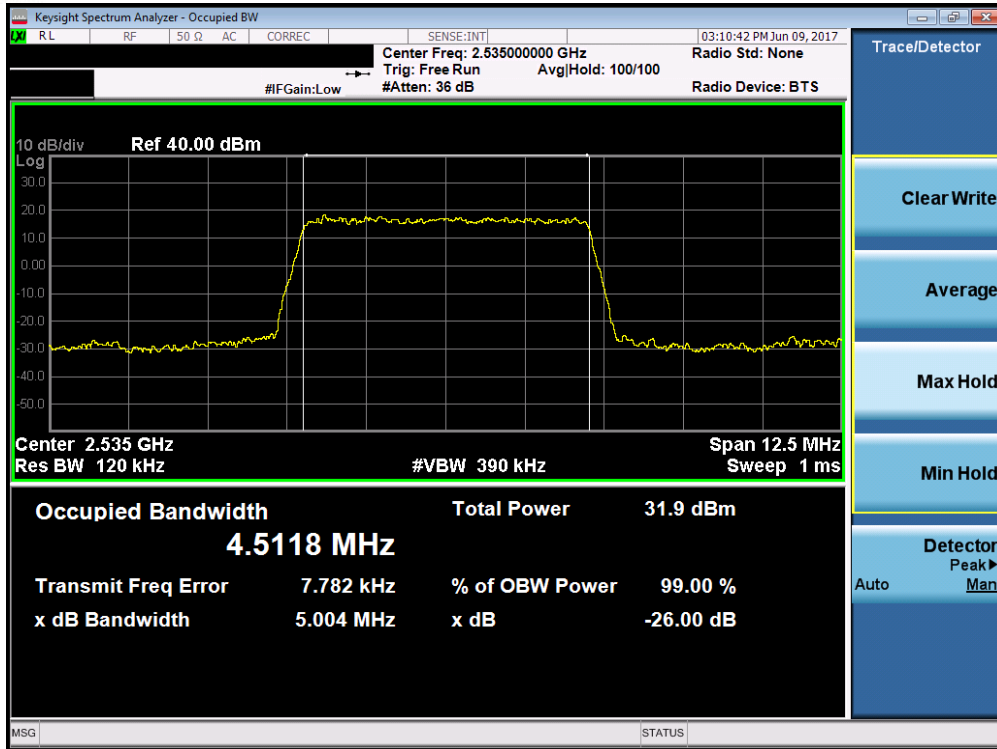


Plot 7-71. Occupied Bandwidth Plot (Band 30 – 10.0MHz 16-QAM – RB Size 50)

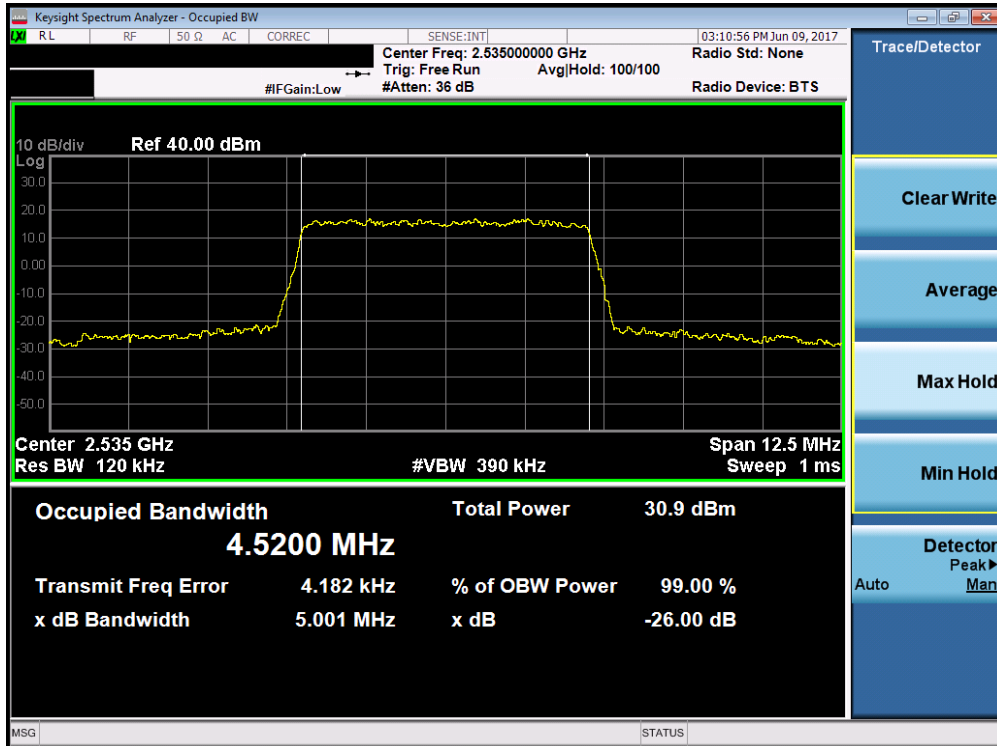


Plot 7-72. Occupied Bandwidth Plot (Band 30 – 10.0MHz 64-QAM – RB Size 50)

FCC ID: ZNFV30A	PCTEST ENGINEERING LABORATORY, INC.	FCC Pt. 22, 24, & 27 LTE MEASUREMENT REPORT (CERTIFICATION)	LG	Approved by: Quality Manager
Test Report S/N: 1M1706070187-03-R1.ZNF	Test Dates: 6/6 - 7/14/2017	EUT Type: Portable Handset		Page 53 of 215

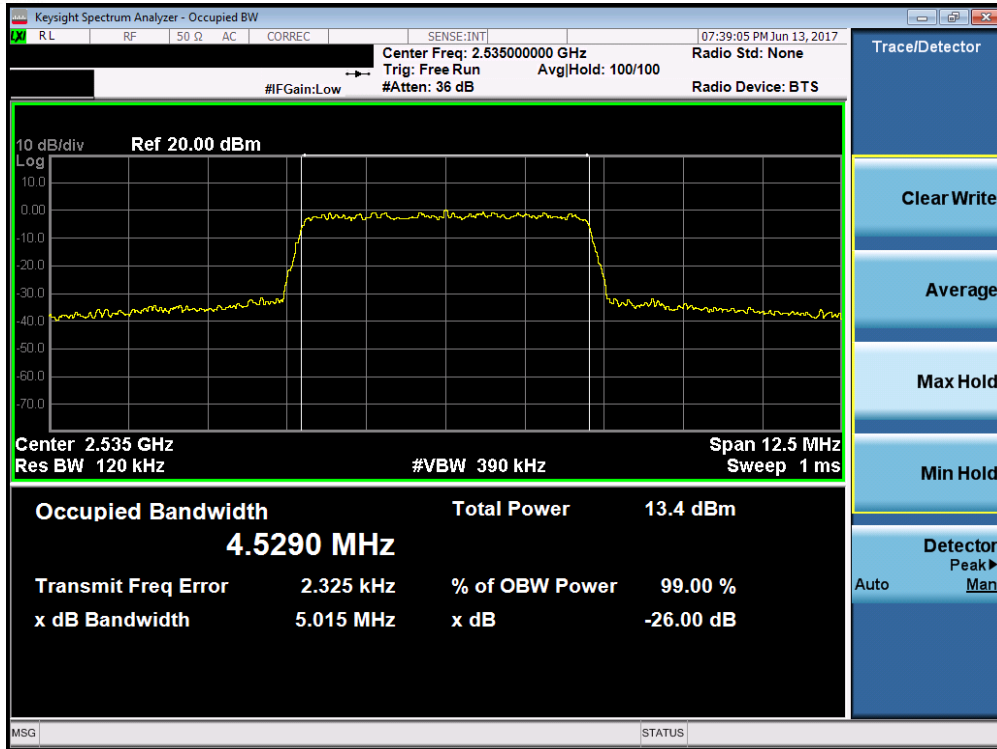


Plot 7-73. Occupied Bandwidth Plot (Band 7 – 5.0MHz QPSK – RB Size 25)

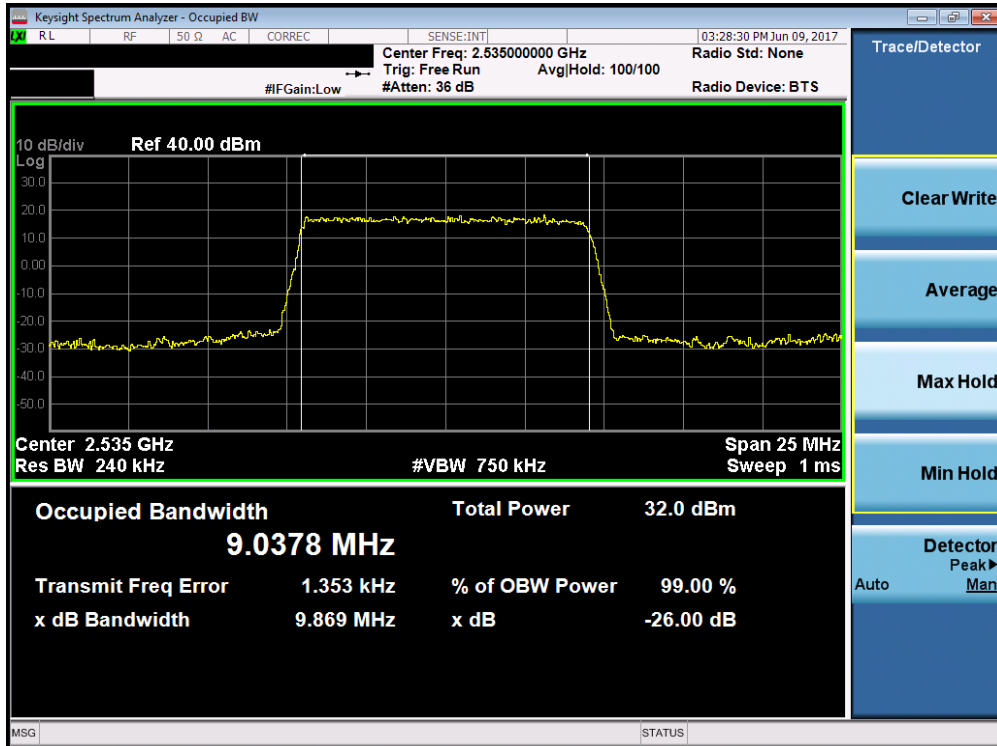


Plot 7-74. Occupied Bandwidth Plot (Band 7 – 5.0MHz 16-QAM – RB Size 25)

FCC ID: ZNFV30A	PCTEST ENGINEERING LABORATORY, INC.	FCC Pt. 22, 24, & 27 LTE MEASUREMENT REPORT (CERTIFICATION)	LG	Approved by: Quality Manager
Test Report S/N: 1M1706070187-03-R1.ZNF	Test Dates: 6/6 - 7/14/2017	EUT Type: Portable Handset		Page 54 of 215

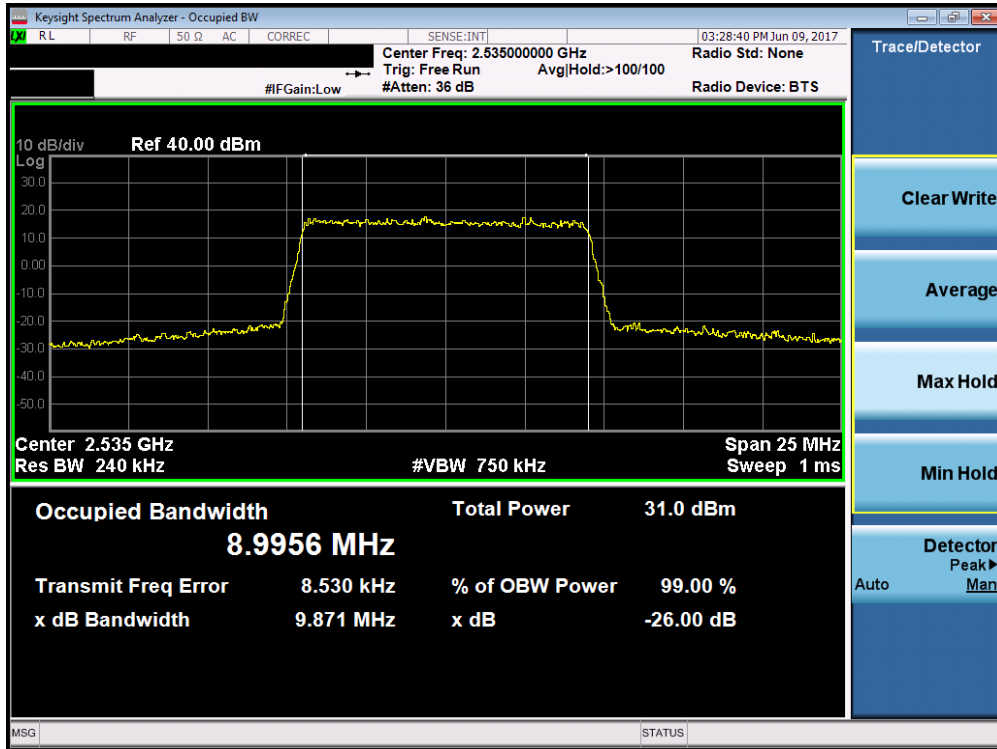


Plot 7-75. Occupied Bandwidth Plot (Band 7 – 5.0MHz 64-QAM – RB Size 25)

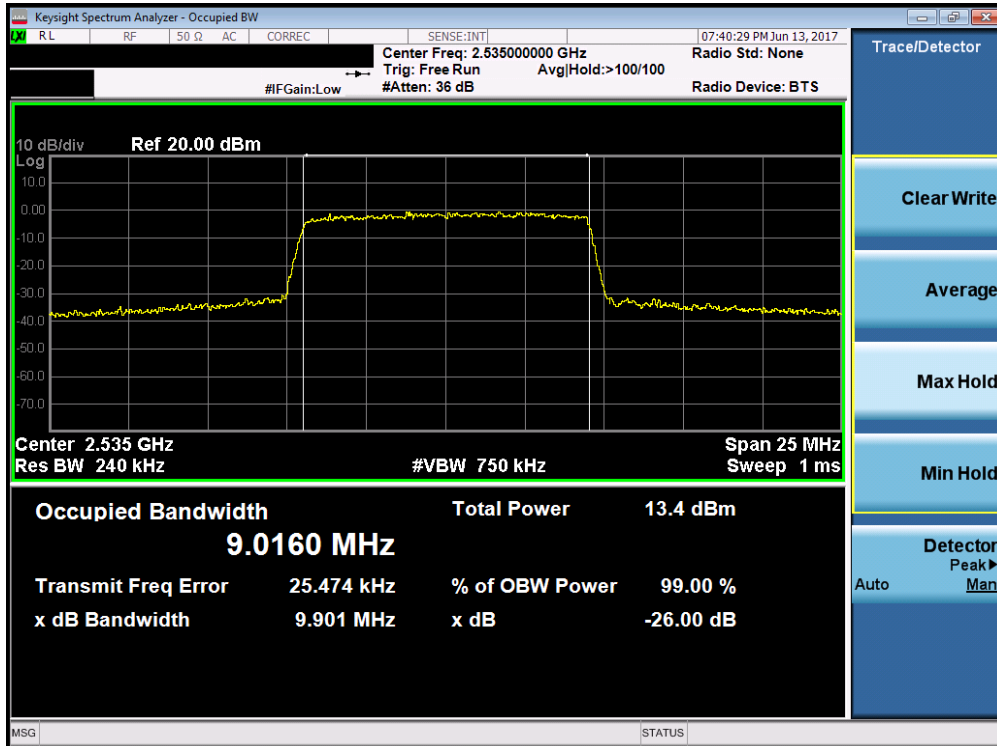


Plot 7-76. Occupied Bandwidth Plot (Band 7 – 10.0MHz QPSK – RB Size 50)

FCC ID: ZNFV30A	PCTEST ENGINEERING LABORATORY, INC.	FCC Pt. 22, 24, & 27 LTE MEASUREMENT REPORT (CERTIFICATION)	LG	Approved by: Quality Manager
Test Report S/N: 1M1706070187-03-R1.ZNF	Test Dates: 6/6 - 7/14/2017	EUT Type: Portable Handset		Page 55 of 215

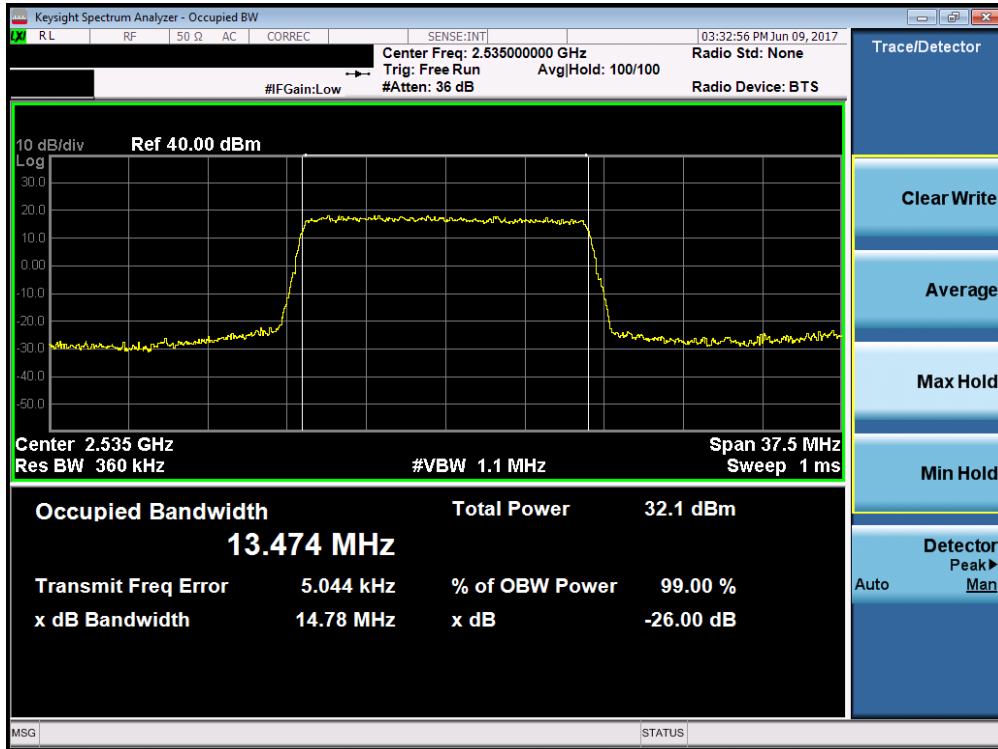


Plot 7-77. Occupied Bandwidth Plot (Band 7 – 10.0MHz 16-QAM – RB Size 50)

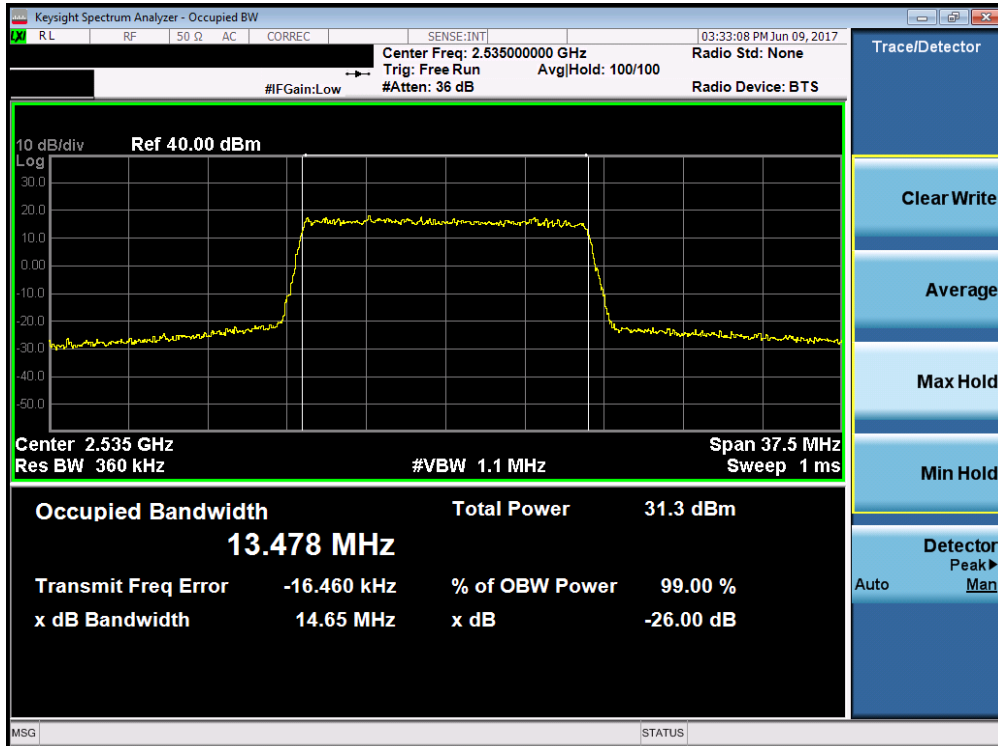


Plot 7-78. Occupied Bandwidth Plot (Band 7 – 10.0MHz 64-QAM – RB Size 50)

FCC ID: ZNFV30A	PCTEST ENGINEERING LABORATORY, INC.	FCC Pt. 22, 24, & 27 LTE MEASUREMENT REPORT (CERTIFICATION)	LG	Approved by: Quality Manager
Test Report S/N: 1M1706070187-03-R1.ZNF	Test Dates: 6/6 - 7/14/2017	EUT Type: Portable Handset		Page 56 of 215

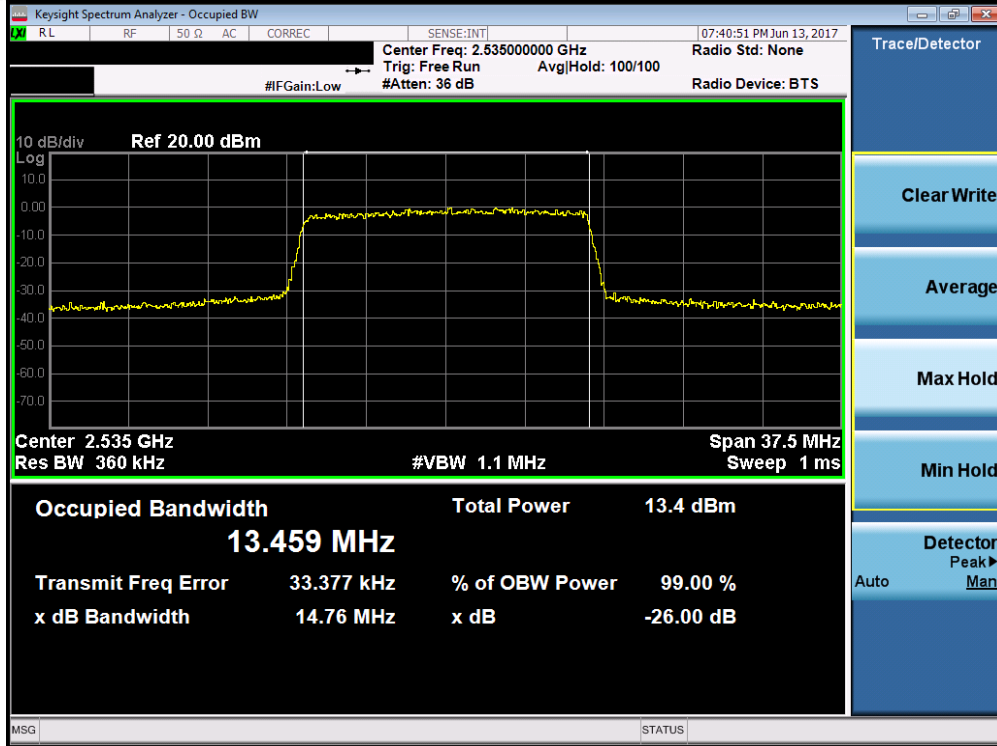


Plot 7-79. Occupied Bandwidth Plot (Band 7 – 15.0MHz QPSK – RB Size 75)

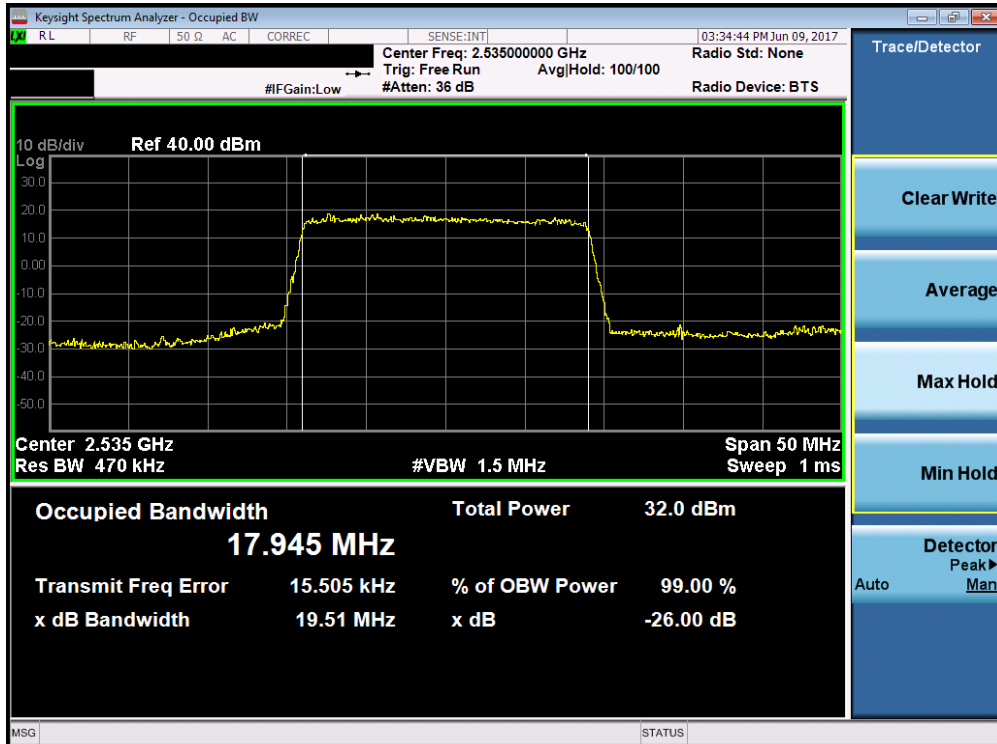


Plot 7-80. Occupied Bandwidth Plot (Band 7 – 15.0MHz 16-QAM – RB Size 75)

FCC ID: ZNFV30A	PCTEST ENGINEERING LABORATORY, INC.	FCC Pt. 22, 24, & 27 LTE MEASUREMENT REPORT (CERTIFICATION)	LG	Approved by: Quality Manager
Test Report S/N: 1M1706070187-03-R1.ZNF	Test Dates: 6/6 - 7/14/2017	EUT Type: Portable Handset		Page 57 of 215

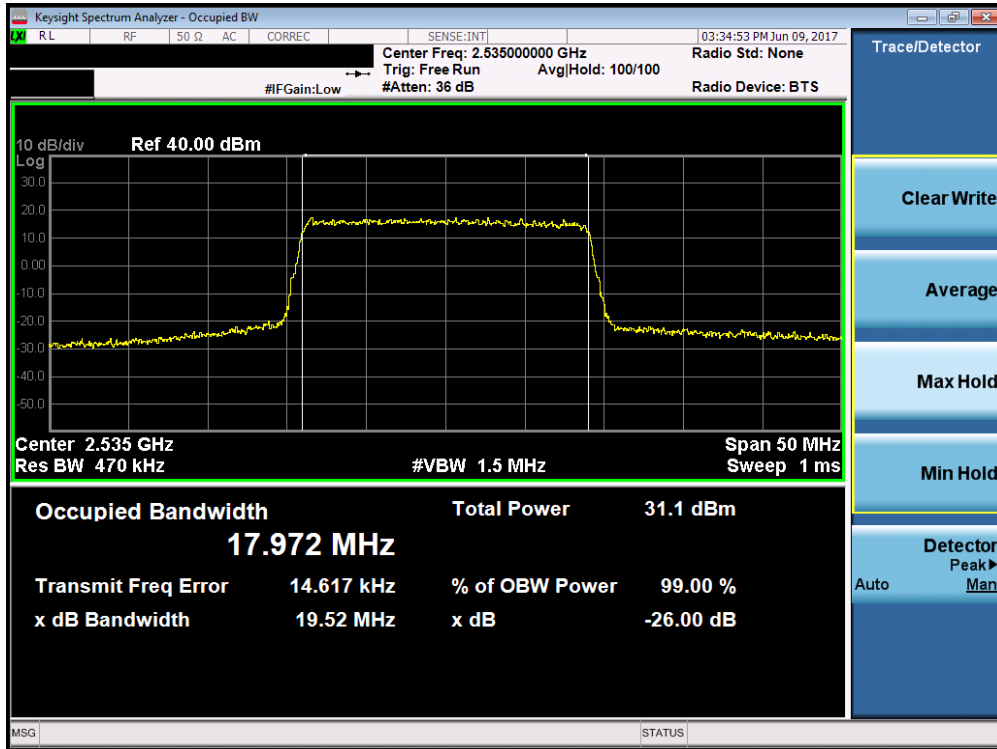


Plot 7-81. Occupied Bandwidth Plot (Band 7 – 15.0MHz 64-QAM – RB Size 75)

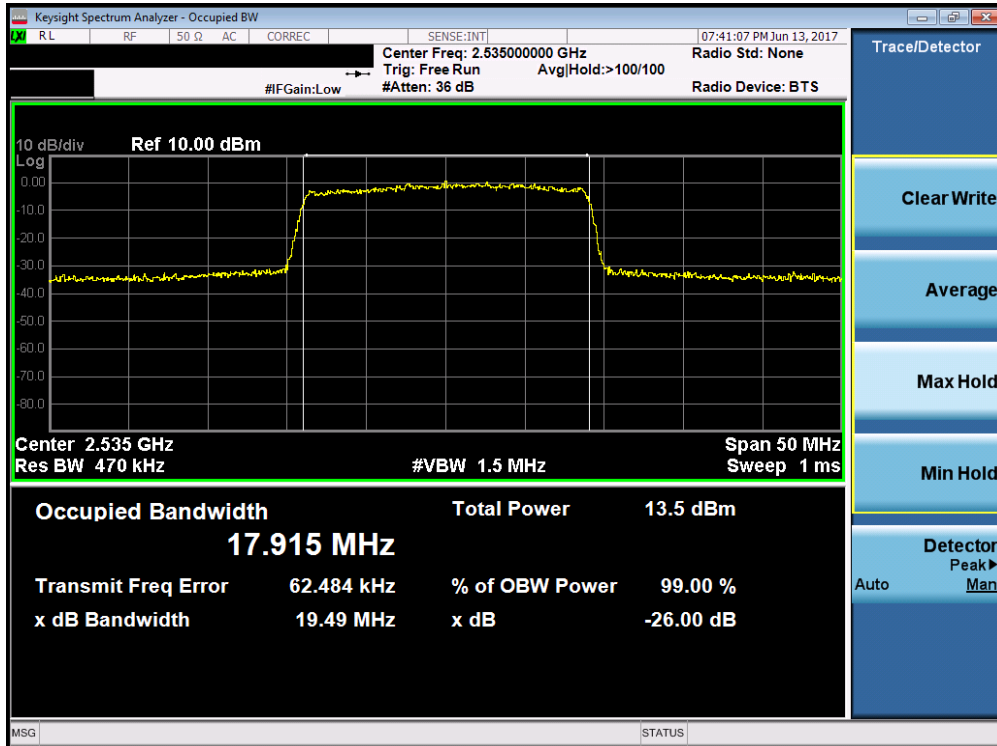


Plot 7-82. Occupied Bandwidth Plot (Band 7 – 20.0MHz QPSK – RB Size 100)

FCC ID: ZNFV30A	PCTEST ENGINEERING LABORATORY, INC.	FCC Pt. 22, 24, & 27 LTE MEASUREMENT REPORT (CERTIFICATION)	LG	Approved by: Quality Manager
Test Report S/N: 1M1706070187-03-R1.ZNF	Test Dates: 6/6 - 7/14/2017	EUT Type: Portable Handset		Page 58 of 215

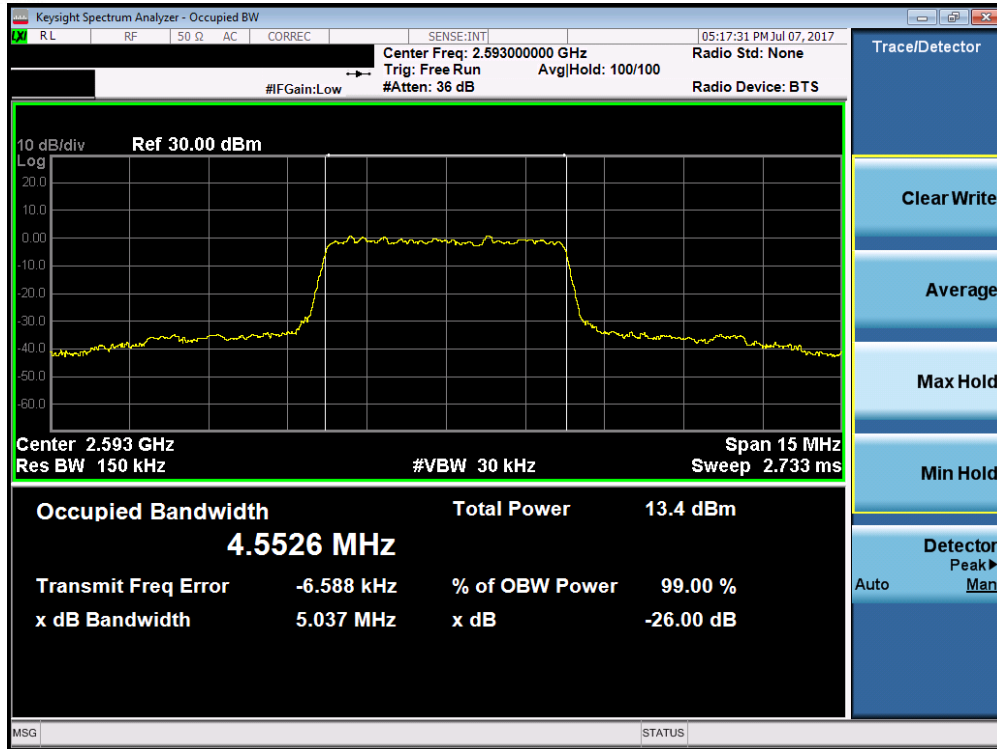


Plot 7-83. Occupied Bandwidth Plot (Band 7 – 20.0MHz 16-QAM – RB Size 100)

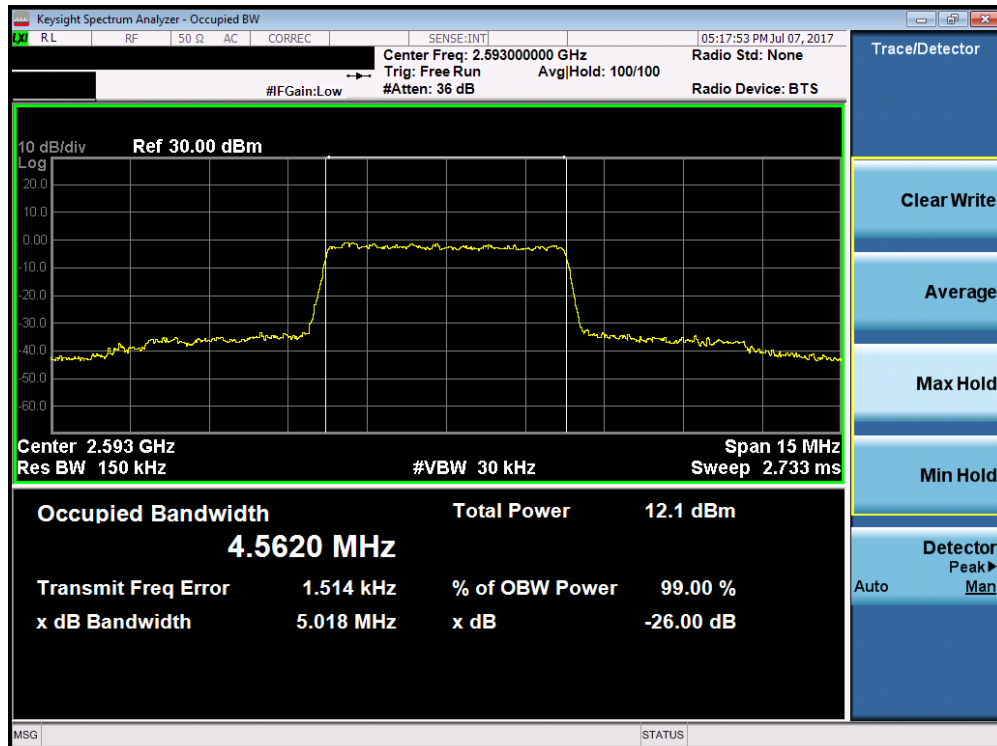


Plot 7-84. Occupied Bandwidth Plot (Band 7 – 20.0MHz 64-QAM – RB Size 100)

FCC ID: ZNFV30A	PCTEST ENGINEERING LABORATORY, INC.	FCC Pt. 22, 24, & 27 LTE MEASUREMENT REPORT (CERTIFICATION)	LG	Approved by: Quality Manager
Test Report S/N: 1M1706070187-03-R1-ZNF	Test Dates: 6/6 - 7/14/2017	EUT Type: Portable Handset		Page 59 of 215

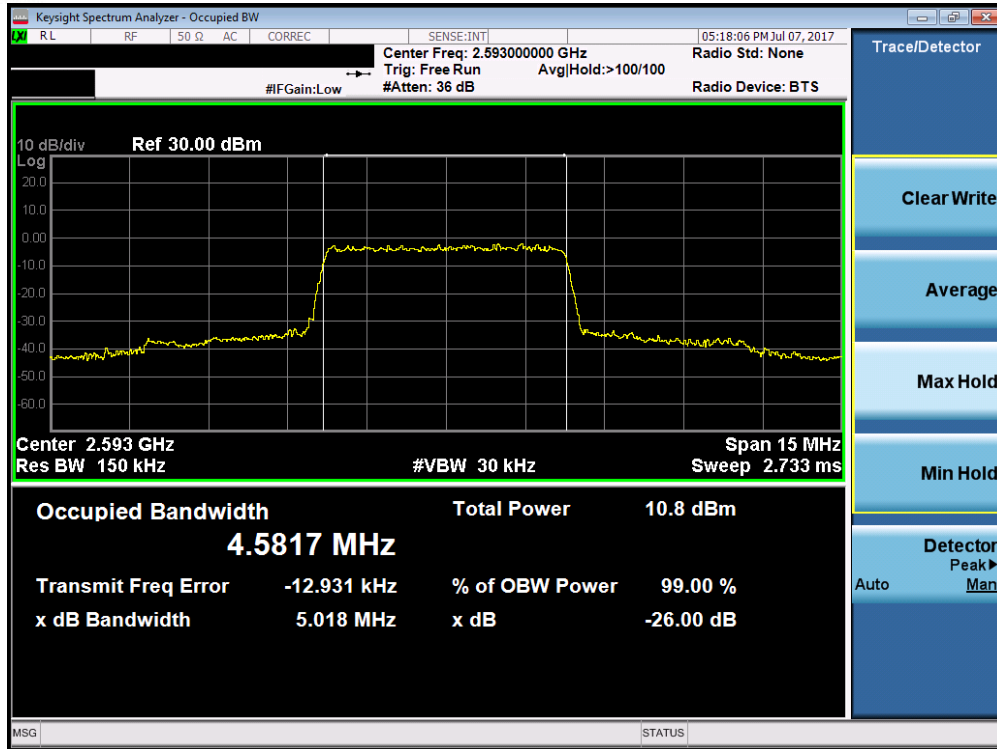


Plot 7-85. Occupied Bandwidth Plot (Band 41 – 5.0MHz QPSK – RB Size 25)

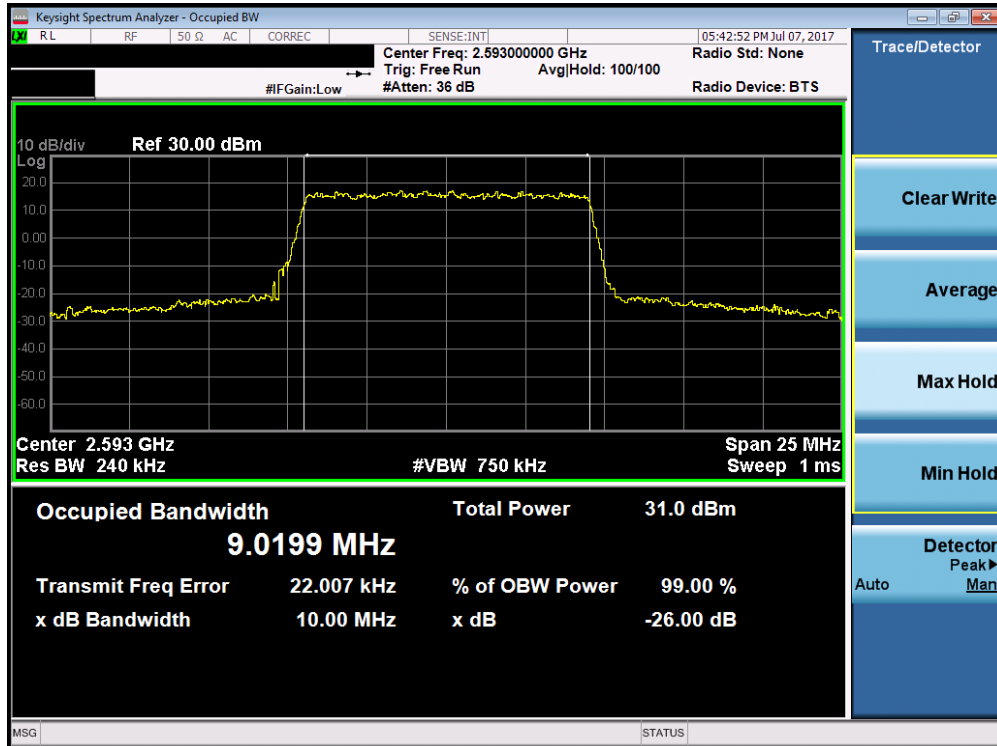


Plot 7-86. Occupied Bandwidth Plot (Band 41 – 5.0MHz 16-QAM – RB Size 25)

FCC ID: ZNFV30A	PCTEST ENGINEERING LABORATORY, INC.	FCC Pt. 22, 24, & 27 LTE MEASUREMENT REPORT (CERTIFICATION)	LG	Approved by: Quality Manager
Test Report S/N: 1M1706070187-03-R1.ZNF	Test Dates: 6/6 - 7/14/2017	EUT Type: Portable Handset		Page 60 of 215

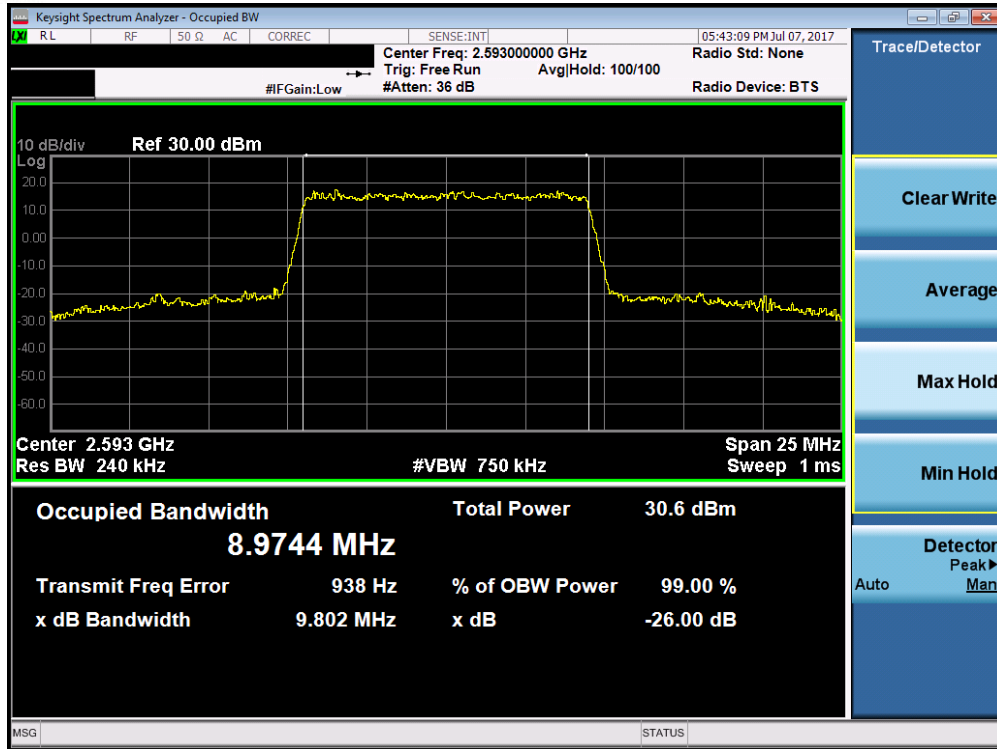


Plot 7-87. Occupied Bandwidth Plot (Band 41 – 5.0MHz 64-QAM – RB Size 25)

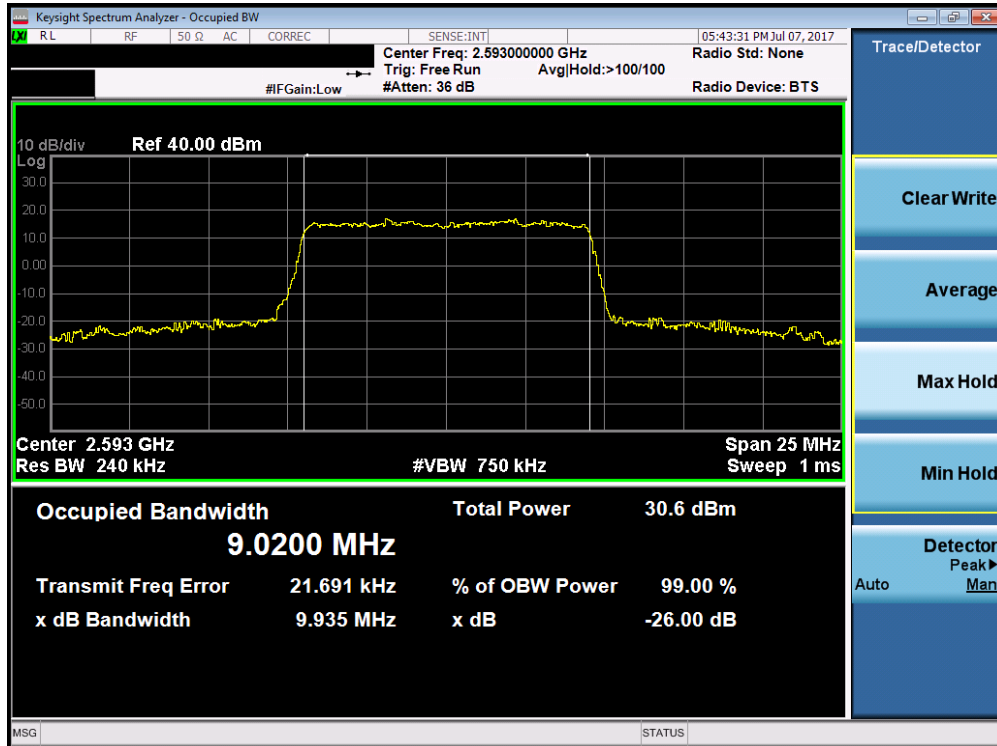


Plot 7-88. Occupied Bandwidth Plot (Band 41 – 10.0MHz QPSK – RB Size 50)

FCC ID: ZNFV30A	PCTEST ENGINEERING LABORATORY, INC.	FCC Pt. 22, 24, & 27 LTE MEASUREMENT REPORT (CERTIFICATION)	LG	Approved by: Quality Manager
Test Report S/N: 1M1706070187-03-R1.ZNF	Test Dates: 6/6 - 7/14/2017	EUT Type: Portable Handset		Page 61 of 215

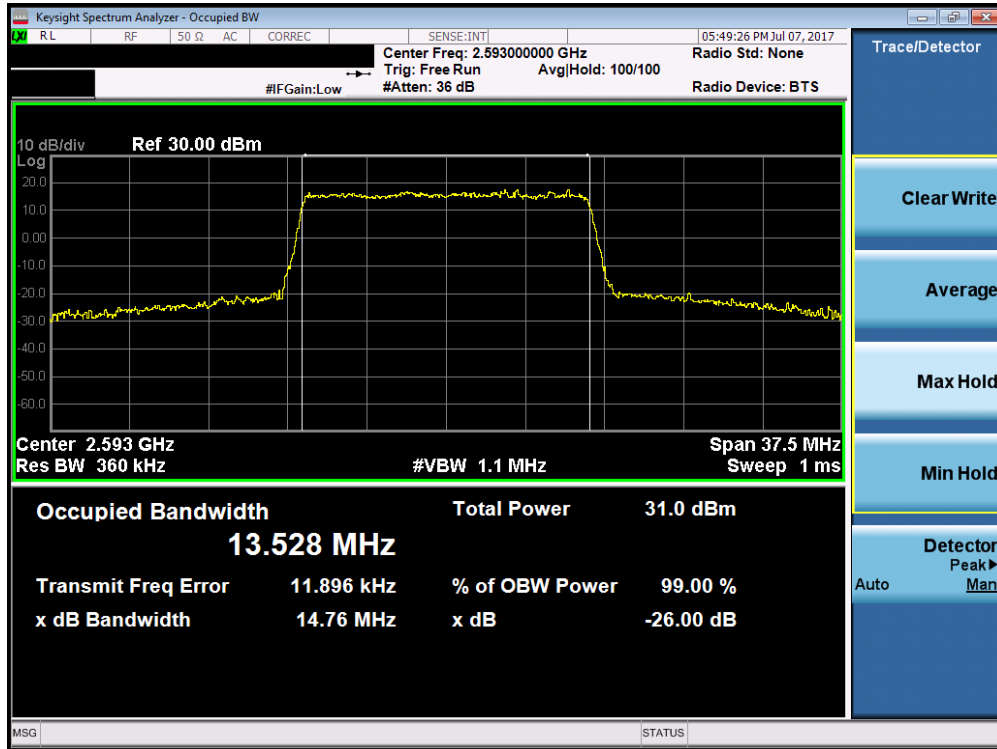


Plot 7-89. Occupied Bandwidth Plot (Band 41 – 10.0MHz 16-QAM – RB Size 50)

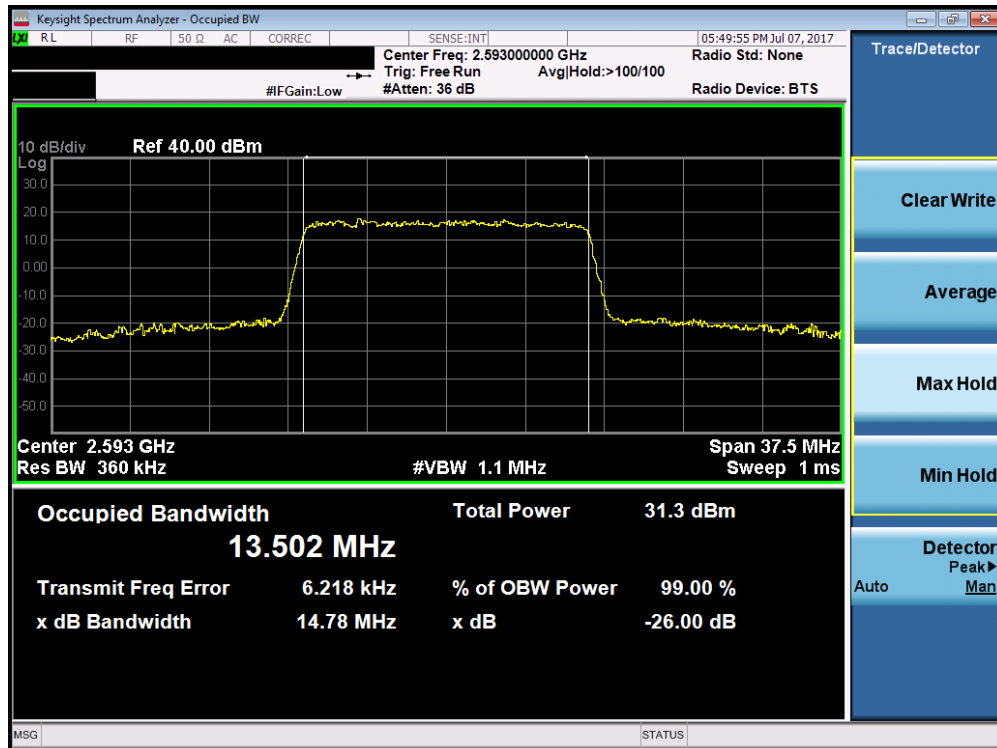


Plot 7-90. Occupied Bandwidth Plot (Band 41 – 10.0MHz 64-QAM – RB Size 50)

FCC ID: ZNFV30A	PCTEST ENGINEERING LABORATORY, INC.	FCC Pt. 22, 24, & 27 LTE MEASUREMENT REPORT (CERTIFICATION)	LG	Approved by: Quality Manager
Test Report S/N: 1M1706070187-03-R1.ZNF	Test Dates: 6/6 - 7/14/2017	EUT Type: Portable Handset		Page 62 of 215

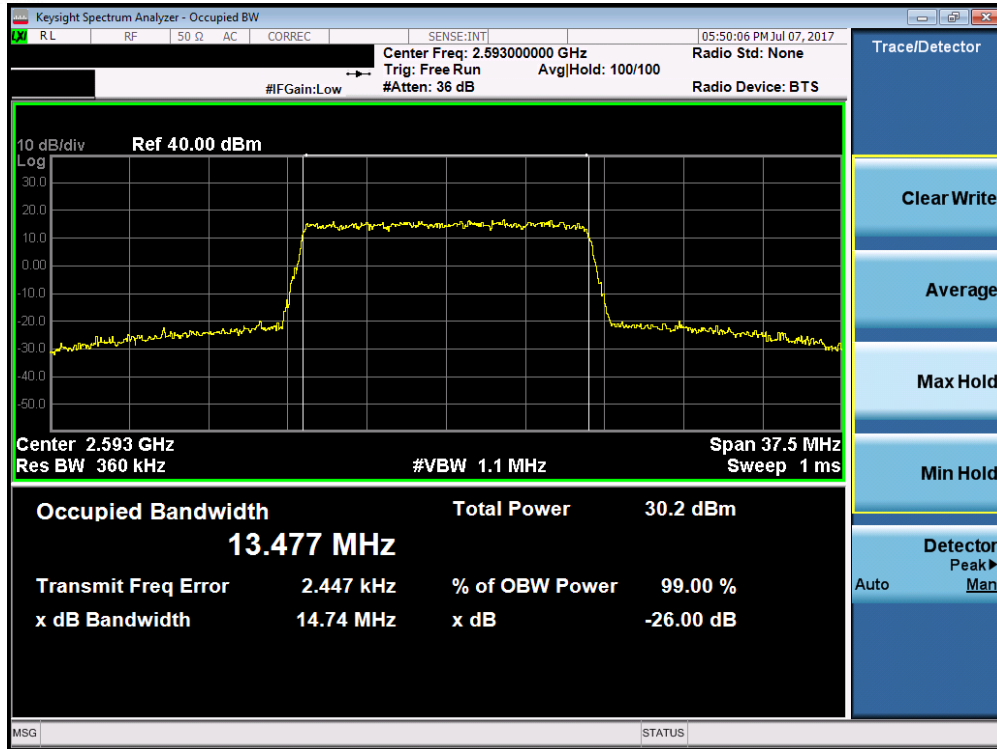


Plot 7-91. Occupied Bandwidth Plot (Band 41 – 15.0MHz QPSK – RB Size 75)

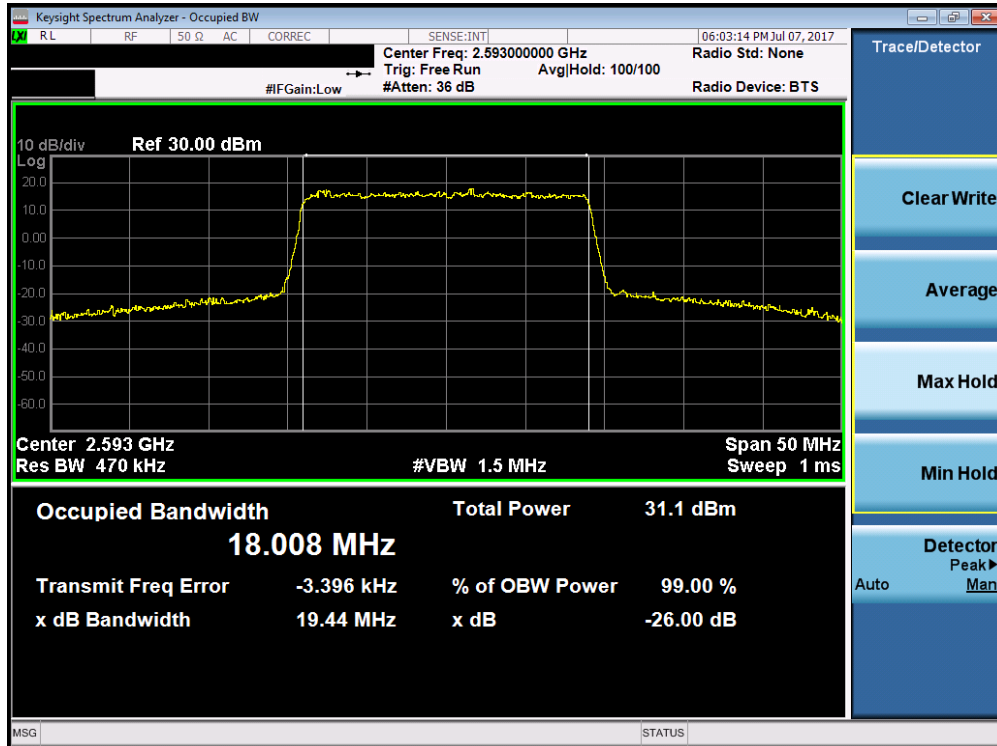


Plot 7-92. Occupied Bandwidth Plot (Band 41 – 15.0MHz 16-QAM – RB Size 75)

FCC ID: ZNFV30A	PCTEST ENGINEERING LABORATORY, INC.	FCC Pt. 22, 24, & 27 LTE MEASUREMENT REPORT (CERTIFICATION)	LG	Approved by: Quality Manager
Test Report S/N: 1M1706070187-03-R1.ZNF	Test Dates: 6/6 - 7/14/2017	EUT Type: Portable Handset		Page 63 of 215

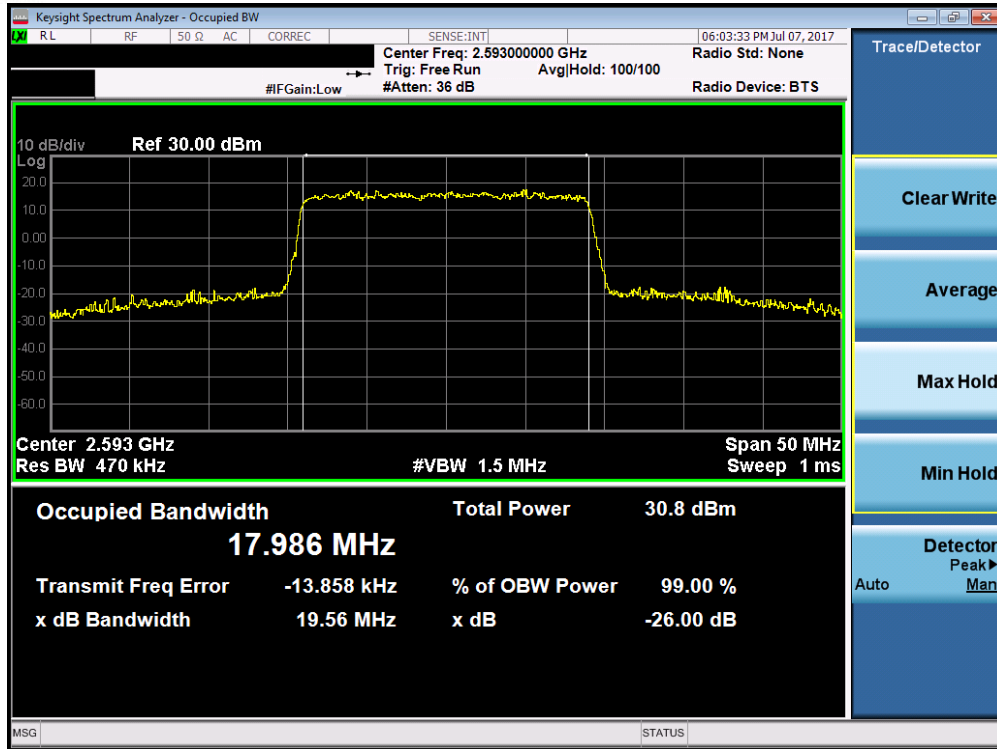


Plot 7-93. Occupied Bandwidth Plot (Band 41 – 15.0MHz 64-QAM – RB Size 75)

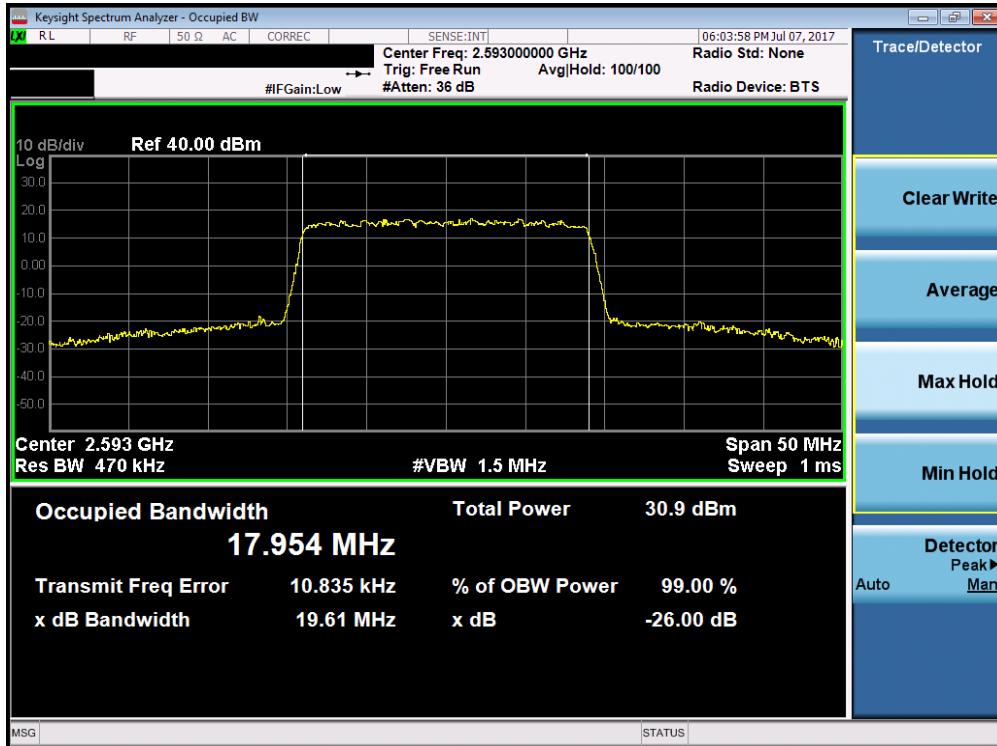


Plot 7-94. Occupied Bandwidth Plot (Band 41 – 20.0MHz QPSK – RB Size 100)

FCC ID: ZNFV30A	PCTEST ENGINEERING LABORATORY, INC.	FCC Pt. 22, 24, & 27 LTE MEASUREMENT REPORT (CERTIFICATION)	LG	Approved by: Quality Manager
Test Report S/N: 1M1706070187-03-R1.ZNF	Test Dates: 6/6 - 7/14/2017	EUT Type: Portable Handset		Page 64 of 215



Plot 7-95. Occupied Bandwidth Plot (Band 41 – 20.0MHz 16-QAM – RB Size 100)



Plot 7-96. Occupied Bandwidth Plot (Band 41 – 20.0MHz 64-QAM – RB Size 100)

FCC ID: ZNFV30A	PCTEST ENGINEERING LABORATORY, INC.	FCC Pt. 22, 24, & 27 LTE MEASUREMENT REPORT (CERTIFICATION)	LG	Approved by: Quality Manager
Test Report S/N: 1M1706070187-03-R1.ZNF	Test Dates: 6/6 - 7/14/2017	EUT Type: Portable Handset		Page 65 of 215