



12. TEST SETUP PHOTOGRAPHS

FCC ID: ZNFUS995	 PCTEST ENGINEERING LABORATORY, INC.	HAC (T-COIL) TEST REPORT	 LG	Reviewed by: Quality Manager
Filename: 0Y1501210211.ZNF	Test Dates: January 12-16, 2015	EUT Type: Portable Handset		Page 34 of 36




Figure 12-1
Test Setup for Wireless Device






Figure 12-2
Test Setup for Wireless Device

FCC ID:ZNFUS995	 <small>ENGINEERING LABORATORY, INC.</small>	HAC (T-COIL) TEST REPORT	 Reviewed by: Quality Manager
Filename: 0Y1501210211.ZNF	Test Dates: January 12-16, 2015	EUT Type: Portable Handset	Page 35 of 36






Figure 12-3
T-Coil Scan Overlay Magnetic Field Distributions

Note: Final measurement locations are indicated by a cursor on the contour plots.

FCC ID:ZNFUS995	 PCTEST <small>ENGINEERING LABORATORY, INC.</small>	HAC (T-COIL) TEST REPORT	 Reviewed by: Quality Manager
Filename: 0Y1501210211.ZNF	Test Dates: January 12-16, 2015	EUT Type: Portable Handset	Page 36 of 36