



13. TEST SETUP PHOTOGRAPHS

FCC ID: ZNFUS990	 PCTEST ENGINEERING LABORATORY, INC.	HAC (T-COIL) TEST REPORT	 LG	Reviewed by: Quality Manager
Filename: 0Y1406171295.ZNF	Test Dates: June 20-25, 2014	EUT Type: Portable Handset		Page 35 of 39




Figure 13-1
Test Setup for Wireless Device (Standard Battery Cover)






Figure 13-2
Test Setup for Wireless Device (Wireless Charging Cover Open)

FCC ID:ZNFUS990	 PCTEST ENGINEERING LABORATORY, INC.	HAC (T-COIL) TEST REPORT	 LG	Reviewed by: Quality Manager
Filename: 0Y1406171295.ZNF	Test Dates: June 20-25, 2014	EUT Type: Portable Handset	Page 36 of 39	




Figure 13-3
Test Setup for Wireless Device (Wireless Charging Cover Closed)






Figure 13-4
Test Setup for Wireless Device (Standard Battery Cover)

FCC ID:ZNFUS990	 PCTEST <small>ENGINEERING LABORATORY, INC.</small>	HAC (T-COIL) TEST REPORT	 LG	Reviewed by: Quality Manager
Filename: 0Y1406171295.ZNF	Test Dates: June 20-25, 2014	EUT Type: Portable Handset	Page 37 of 39	




Figure 13-5
Test Setup for Wireless Device (Wireless Charging Cover Open)







Figure 13-6
Test Setup for Wireless Device (Wireless Charging Cover Closed)

FCC ID:ZNFUS990		HAC (T-COIL) TEST REPORT	 Reviewed by: Quality Manager
Filename: 0Y1406171295.ZNF	Test Dates: June 20-25, 2014	EUT Type: Portable Handset	Page 38 of 39





Axial

Radial (Transverse)

Figure 13-7
T-Coil Scan Overlay Magnetic Field Distributions

Note: Final measurement locations are indicated by a cursor on the contour plots.

FCC ID:ZNFUS990		HAC (T-COIL) TEST REPORT		Reviewed by: Quality Manager
Filename: 0Y1406171295.ZNF	Test Dates: June 20-25, 2014	EUT Type: Portable Handset	Page 39 of 39	