



APPENDIX F: SAR TEST SETUP PHOTOGRAPHS



FCC ID ZNFUS990		SAR EVALUATION REPORT		Reviewed by: Quality Manager
Test Dates: 06/16/14 - 06/26/14	DUT Type: Portable Handset			APPENDIX F: Page 1 of 12



SAR Test Setup Photo 1: Right Cheek



SAR Test Setup Photo 2: Right Cheek with Wireless Charging Cover Closed



FCC ID ZNFUS990		SAR EVALUATION REPORT		Reviewed by: Quality Manager
Test Dates: 06/16/14 - 06/26/14	DUT Type: Portable Handset			APPENDIX F: Page 2 of 12



SAR Test Setup Photo 3: Right Cheek with Wireless Charging Cover Open




SAR Test Setup Photo 4: Right Tilt



FCC ID ZNFUS990		SAR EVALUATION REPORT		Reviewed by: Quality Manager
Test Dates: 06/16/14 - 06/26/14	DUT Type: Portable Handset	APPENDIX F: Page 3 of 12		




SAR Test Setup Photo 5: Right Tilt with Wireless Charging Cover Closed




SAR Test Setup Photo 6: Right Tilt with Wireless Charging Cover Open



FCC ID ZNFUS990		SAR EVALUATION REPORT		Reviewed by: Quality Manager
Test Dates: 06/16/14 - 06/26/14	DUT Type: Portable Handset			APPENDIX F: Page 4 of 12




SAR Test Setup Photo 7: Left Cheek



SAR Test Setup Photo 8: Left Cheek with Wireless Charging Cover Closed



FCC ID ZNFUS990		SAR EVALUATION REPORT		Reviewed by: Quality Manager
Test Dates: 06/16/14 - 06/26/14	DUT Type: Portable Handset			APPENDIX F: Page 5 of 12



SAR Test Setup Photo 9: Left Cheek with Wireless Charging Cover Open



SAR Test Setup Photo 10; Left Tilt



FCC ID ZNFUS990		SAR EVALUATION REPORT		Reviewed by: Quality Manager
Test Dates: 06/16/14 - 06/26/14	DUT Type: Portable Handset			APPENDIX F: Page 6 of 12



SAR Test Setup Photo 11: Back Side at 1.0 cm



SAR Test Setup Photo 12: Back Side with Wireless Charging Cover Closed at 1.0 cm



FCC ID ZNFUS990		SAR EVALUATION REPORT		Reviewed by: Quality Manager
Test Dates: 06/16/14 - 06/26/14	DUT Type: Portable Handset	APPENDIX F: Page 7 of 12		



SAR Test Setup Photo 13: Front Side at 1.0 cm



SAR Test Setup Photo 14: Top Edge at 1.0 cm



FCC ID ZNFUS990		SAR EVALUATION REPORT		Reviewed by: Quality Manager
Test Dates: 06/16/14 - 06/26/14	DUT Type: Portable Handset	APPENDIX F: Page 8 of 12		



SAR Test Setup Photo 15: Bottom Edge at 1.0 cm



SAR Test Setup Photo 16: Bottom Edge with Wireless Charging Cover Closed at 1.0 cm



FCC ID ZNFUS990		SAR EVALUATION REPORT	 Reviewed by: Quality Manager
Test Dates: 06/16/14 - 06/26/14	DUT Type: Portable Handset	APPENDIX F: Page 9 of 12	



SAR Test Setup Photo 17: Right Edge at 1.0 cm




SAR Test Setup Photo 18: Right Edge with Wireless Charging Cover Closed at 1.0 cm



FCC ID ZNFUS990		SAR EVALUATION REPORT		Reviewed by: Quality Manager
Test Dates: 06/16/14 - 06/26/14	DUT Type: Portable Handset			APPENDIX F: Page 10 of 12



SAR Test Setup Photo 19: Left Edge at 1.0 cm





SAR Test Setup Photo 20: Left Edge with Wireless Charging Cover Closed at 1.0 cm

FCC ID ZNFUS990		SAR EVALUATION REPORT		Reviewed by: Quality Manager
Test Dates: 06/16/14 - 06/26/14	DUT Type: Portable Handset			APPENDIX F: Page 11 of 12



SAR Test Setup Photo 21: Horizontal and Vertical Reference Lines

FCC ID ZNFUS990		SAR EVALUATION REPORT		Reviewed by: Quality Manager
Test Dates: 06/16/14 - 06/26/14	DUT Type: Portable Handset			APPENDIX F: Page 12 of 12