



MEASUREMENT REPORT FCC Part 22, 24, & 27 LTE

Applicant Name:
 LG Electronics MobileComm U.S.A
 1000 Sylvan Avenue
 Englewood Cliffs, NJ 07632
 United States

Date of Testing:
 5/16-5/26/2016
Test Site/Location:
 PCTEST Lab., Columbia, MD, USA
Test Report Serial No.:
 0Y1605160919.ZNF

| | |
|-------------------|--|
| FCC ID : | ZNFUS610 |
| APPLICANT: | LG ELECTRONICS MOBILECOMM U.S.A |

Application Type: Certification
FCC Classification: PCS Licensed Transmitter Held to Ear (PCE)
FCC Rule Part(s): §2; §22; §24; §27
Test Procedure(s): ANSI/TIA-603-D:2010, KDB 971168 D01 v02r02
EUT Type: Portable Handset
Model(s): LG-US610, LGUS610, US610, LG-K212, LGK212, K212
Test Device Serial No.: identical prototype [S/N: 00459, 00491]

| Mode | Tx Frequency (MHz) | Emission Designator | Modulation | ERP/EIRP | |
|----------------|--------------------|---------------------|------------|----------------|------------------|
| | | | | Max. Power (W) | Max. Power (dBm) |
| LTE Band 12 | 699.7 - 715.3 | 1M12G7D | QPSK | 0.082 | 19.14 |
| LTE Band 12 | 699.7 - 715.3 | 1M13W7D | 16QAM | 0.068 | 18.30 |
| LTE Band 12 | 700.5 - 714.5 | 2M73G7D | QPSK | 0.086 | 19.33 |
| LTE Band 12 | 700.5 - 714.5 | 2M73W7D | 16QAM | 0.071 | 18.49 |
| LTE Band 12/17 | 701.5 - 713.5 | 4M54G7D | QPSK | 0.086 | 19.34 |
| LTE Band 12/17 | 701.5 - 713.5 | 4M52W7D | 16QAM | 0.069 | 18.39 |
| LTE Band 12/17 | 704 - 711 | 8M97G7D | QPSK | 0.078 | 18.92 |
| LTE Band 12/17 | 704 - 711 | 9M00W7D | 16QAM | 0.065 | 18.10 |
| LTE Band 13 | 779.5 - 784.5 | 4M53G7D | QPSK | 0.108 | 20.33 |
| LTE Band 13 | 779.5 - 784.5 | 4M52W7D | 16QAM | 0.086 | 19.34 |
| LTE Band 13 | 782 | 9M02G7D | QPSK | 0.100 | 20.01 |
| LTE Band 13 | 782 | 8M98W7D | 16QAM | 0.088 | 19.42 |
| LTE Band 5 | 824.7 - 848.3 | 1M12G7D | QPSK | 0.093 | 19.68 |
| LTE Band 5 | 824.7 - 848.3 | 1M13W7D | 16QAM | 0.079 | 18.97 |
| LTE Band 5 | 825.5 - 847.5 | 2M73G7D | QPSK | 0.103 | 20.12 |
| LTE Band 5 | 825.5 - 847.5 | 2M72W7D | 16QAM | 0.084 | 19.22 |
| LTE Band 5 | 826.5 - 846.5 | 4M54G7D | QPSK | 0.108 | 20.34 |
| LTE Band 5 | 826.5 - 846.5 | 4M53W7D | 16QAM | 0.084 | 19.22 |
| LTE Band 5 | 829 - 844 | 9M01G7D | QPSK | 0.101 | 20.05 |
| LTE Band 5 | 829 - 844 | 9M01W7D | 16QAM | 0.079 | 18.96 |
| LTE Band 4 | 1710.7 - 1754.3 | 1M12G7D | QPSK | 0.205 | 23.12 |
| LTE Band 4 | 1710.7 - 1754.3 | 1M13W7D | 16QAM | 0.200 | 23.01 |
| LTE Band 4 | 1711.5 - 1753.5 | 2M73G7D | QPSK | 0.209 | 23.20 |
| LTE Band 4 | 1711.5 - 1753.5 | 2M72W7D | 16QAM | 0.205 | 23.11 |
| LTE Band 4 | 1712.5 - 1752.5 | 4M52G7D | QPSK | 0.201 | 23.02 |
| LTE Band 4 | 1712.5 - 1752.5 | 4M51W7D | 16QAM | 0.175 | 22.43 |
| LTE Band 4 | 1715 - 1750 | 9M02G7D | QPSK | 0.193 | 22.86 |
| LTE Band 4 | 1715 - 1750 | 8M97W7D | 16QAM | 0.188 | 22.74 |
| LTE Band 4 | 1717.5 - 1747.5 | 13M5G7D | QPSK | 0.212 | 23.26 |
| LTE Band 4 | 1717.5 - 1747.5 | 13M5W7D | 16QAM | 0.205 | 23.11 |
| LTE Band 4 | 1720 - 1745 | 18M0G7D | QPSK | 0.181 | 22.57 |
| LTE Band 4 | 1720 - 1745 | 18M0W7D | 16QAM | 0.174 | 22.40 |
| LTE Band 25/2 | 1850.7 - 1914.3 | 1M12G7D | QPSK | 0.400 | 26.02 |
| LTE Band 25/2 | 1850.7 - 1914.3 | 1M12W7D | 16QAM | 0.387 | 25.88 |
| LTE Band 25/2 | 1851.5 - 1913.5 | 2M71G7D | QPSK | 0.429 | 26.33 |
| LTE Band 25/2 | 1851.5 - 1913.5 | 2M72W7D | 16QAM | 0.361 | 25.58 |
| LTE Band 25/2 | 1852.5 - 1912.5 | 4M51G7D | QPSK | 0.423 | 26.27 |
| LTE Band 25/2 | 1852.5 - 1912.5 | 4M51W7D | 16QAM | 0.347 | 25.41 |
| LTE Band 25/2 | 1855 - 1910 | 8M98G7D | QPSK | 0.422 | 26.26 |
| LTE Band 25/2 | 1855 - 1910 | 8M96W7D | 16QAM | 0.416 | 26.19 |
| LTE Band 25/2 | 1857.5 - 1907.5 | 13M5G7D | QPSK | 0.332 | 25.22 |
| LTE Band 25/2 | 1857.5 - 1907.5 | 13M5W7D | 16QAM | 0.330 | 25.19 |
| LTE Band 25/2 | 1860 - 1905 | 18M0G7D | QPSK | 0.391 | 25.93 |
| LTE Band 25/2 | 1860 - 1905 | 18M0W7D | 16QAM | 0.312 | 24.95 |

This equipment has been shown to be capable of compliance with the applicable technical standards as indicated in the measurement report and was tested in accordance with the measurement procedures specified in §2.947. Test results reported herein relate only to the item(s) tested.

I attest to the accuracy of data. All measurements reported herein were performed by me or were made under my supervision and are correct to the best of my knowledge and belief. I assume full responsibility for the completeness of these measurements and vouch for the qualifications of all persons taking them.



Randy Ortañez
 President




| | | | | |
|---|--------------------------------------|--|---------------|--|
| FCC ID: ZNFUS610 | | FCC Pt. 22, 24, & 27 LTE MEASUREMENT REPORT (CERTIFICATION) | | Reviewed by: Quality Manager |
| Test Report S/N: 0Y1605160919.ZNF | Test Dates: 5/16-5/26/2016 | EUT Type: Portable Handset | Page 1 of 143 | |

T A B L E O F C O N T E N T S

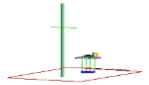
| | | |
|---|--|-----|
| FCC PART 22, 24, & 27 MEASUREMENT REPORT | | 3 |
| 1.0 INTRODUCTION | | 4 |
| 1.1 Scope..... | | 4 |
| 1.2 Testing Facility | | 4 |
| 2.0 PRODUCT INFORMATION..... | | 5 |
| 2.1 Equipment Description..... | | 5 |
| 2.2 Device Capabilities | | 5 |
| 2.3 Test Configuration..... | | 5 |
| 2.4 EMI Suppression Device(s)/Modifications..... | | 5 |
| 3.0 DESCRIPTION OF TESTS | | 6 |
| 3.1 Measurement Procedure..... | | 6 |
| 3.1 Block C Frequency Range | | 6 |
| 3.2 Block A Frequency Range | | 6 |
| 3.3 Cellular - Base Frequency Blocks | | 6 |
| 3.4 Cellular - Mobile Frequency Blocks..... | | 7 |
| 3.5 PCS - Base Frequency Blocks..... | | 7 |
| 3.6 PCS - Mobile Frequency Blocks | | 7 |
| 3.7 AWS - Base Frequency Blocks | | 7 |
| 3.8 AWS - Mobile Frequency Blocks..... | | 8 |
| 3.9 Radiated Power and Radiated Spurious Emissions..... | | 9 |
| 4.0 MEASUREMENT UNCERTAINTY | | 10 |
| 5.0 TEST EQUIPMENT CALIBRATION DATA | | 11 |
| 6.0 SAMPLE CALCULATIONS | | 12 |
| 7.0 TEST RESULTS..... | | 13 |
| 7.1 Summary..... | | 13 |
| 7.2 Occupied Bandwidth | | 14 |
| 7.3 Spurious and Harmonic Emissions at Antenna Terminal | | 37 |
| 7.4 Band Edge Emissions at Antenna Terminal..... | | 62 |
| 7.5 Peak-Average Ratio..... | | 108 |
| 7.6 Radiated Power (ERP/EIRP) | | 115 |
| 7.7 Radiated Spurious Emissions Measurements..... | | 122 |
| 7.8 Frequency Stability / Temperature Variation | | 132 |
| 8.0 CONCLUSION..... | | 143 |

| | | | |
|---|---|---|--|
| FCC ID: ZNFUS610 |  FCC Pt. 22, 24, & 27 LTE MEASUREMENT REPORT (CERTIFICATION) |  | Reviewed by: Quality Manager |
| Test Report S/N: 0Y1605160919.ZNF | Test Dates: 5/16-5/26/2016 | EUT Type: Portable Handset | |
| | | | Page 2 of 143 |



MEASUREMENT REPORT

FCC Part 22, 24, & 27





§2.1033 General Information



APPLICANT: LG Electronics MobileComm U.S.A
APPLICANT ADDRESS: 1000 Sylvan Avenue
 Englewood Cliffs, NJ 07632, United States
TEST SITE: PCTEST ENGINEERING LABORATORY, INC.
TEST SITE ADDRESS: 7185 Oakland Mills Road, Columbia, MD 21045 USA
FCC RULE PART(S): §2; §22; §24; §27
BASE MODEL: LG-US610
FCC ID: ZNFUS610
FCC CLASSIFICATION: PCS Licensed Transmitter Held to Ear (PCE)
FREQUENCY TOLERANCE: ±0.00025 % (2.5 ppm)
Test Device Serial No.: 00459, 00491 Production Pre-Production Engineering
DATE(S) OF TEST: 5/16-5/26/2016
TEST REPORT S/N: 0Y1605160919.ZNF

Test Facility / Accreditations

Measurements were performed at PCTEST Engineering Lab located in Columbia, MD 21046, U.S.A.



- PCTEST facility is an FCC registered (PCTEST Reg. No. 159966) test facility with the site description report on file and has met all the requirements specified in Section 2.948 of the FCC Rules and Industry Canada (2451B-1).
- PCTEST Lab is accredited to ISO 17025 by U.S. National Institute of Standards and Technology (NIST) under the National Voluntary Laboratory Accreditation Program (NVLAP Lab code: 100431-0) in EMC, FCC and Telecommunications.
- PCTEST Lab is accredited to ISO 17025-2005 by the American Association for Laboratory Accreditation (A2LA) in Specific Absorption Rate (SAR) testing, Hearing Aid Compatibility (HAC) testing, CTIA Test Plans, and wireless testing for FCC and Industry Canada Rules.
- PCTEST Lab is a recognized U.S. Conformity Assessment Body (CAB) in EMC and R&TTE (n.b. 0982) under the U.S.-EU Mutual Recognition Agreement (MRA).
- PCTEST TCB is a Telecommunication Certification Body (TCB) accredited to ISO/IEC Guide 65 by the American National Standards Institute (ANSI) in all scopes of FCC Rules and Industry Canada Standards (RSS).
- PCTEST facility is an IC registered (2451B-1) test laboratory with the site description on file at Industry Canada.
- PCTEST is a CTIA Authorized Test Laboratory (CATL) for AMPS, CDMA, and EvDO wireless devices and for Over-the-Air (OTA) Antenna Performance testing for AMPS, CDMA, GSM, GPRS, EGPRS, UMTS (W-CDMA), CDMA 1xEVDO, and CDMA 1xRTT.

| | | | | |
|---|---|--|---|--|
| FCC ID: ZNFUS610 |  | FCC Pt. 22, 24, & 27 LTE MEASUREMENT REPORT (CERTIFICATION) |  | Reviewed by: Quality Manager |
| Test Report S/N: 0Y1605160919.ZNF | Test Dates: 5/16-5/26/2016 | EUT Type: Portable Handset | Page 3 of 143 | |

1.0 INTRODUCTION

1.1 Scope

Measurement and determination of electromagnetic emissions (EME) of radio frequency devices including intentional and/or unintentional radiators for compliance with the technical rules and regulations of the Federal Communications Commission and the Industry Canada Certification and Engineering Bureau.

1.2 Testing Facility

The map below shows the location of the PCTEST LABORATORY, its proximity to the FCC Laboratory, the Columbia vicinity, the Baltimore-Washington Intern't'l (BWI) airport, the city of Baltimore and the Washington, DC area. (See Figure 1-1).

These measurement tests were conducted at the PCTEST Engineering Laboratory, Inc. facility located at 7185 Oakland Mills Road, Columbia, MD 21046. The site coordinates are 39° 10'23" N latitude and 76° 49'50" W longitude. The facility is 0.4 miles North of the FCC laboratory, and the ambient signal and ambient signal strength are approximately equal to those of the FCC laboratory. The detailed description of the measurement facility was found to be in compliance with the requirements of § 2.948 according to ANSI C63.4-2014 on January 22, 2015.

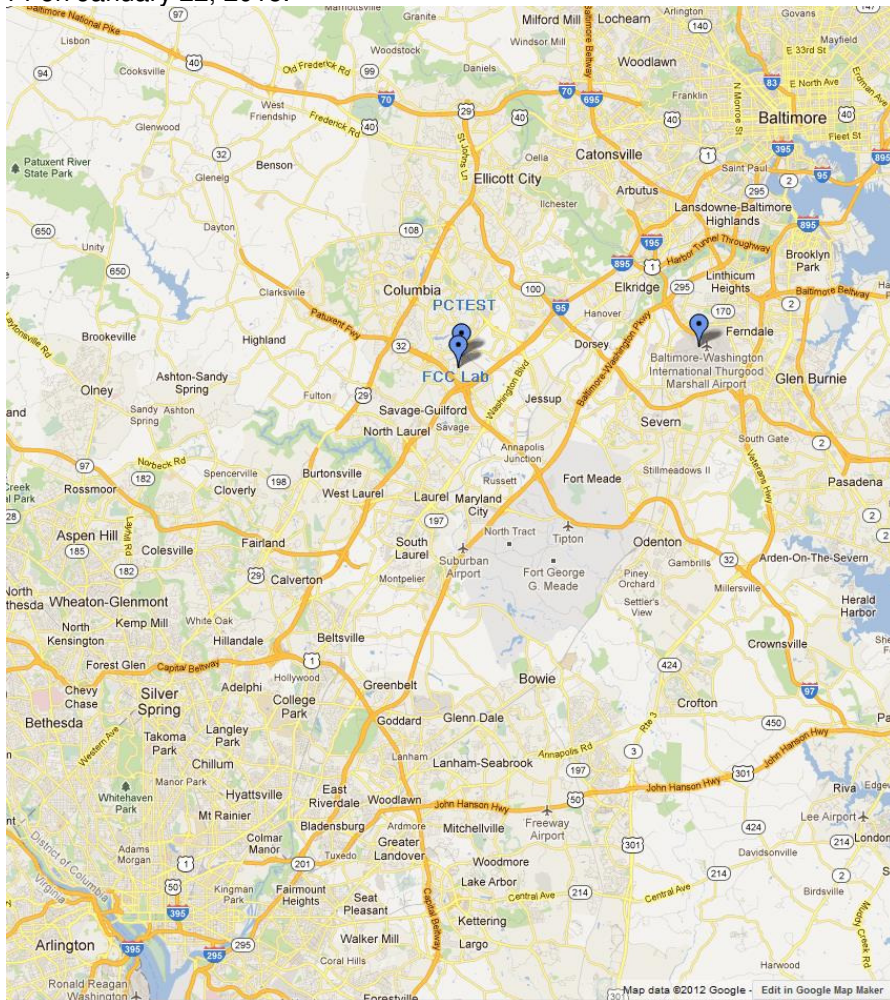


Figure 1-1. Map of the Greater Baltimore and Metropolitan Washington, D.C. area

| | | | | |
|--------------------------------------|--|--|----|---------------------------------|
| FCC ID: ZNFUS610 | PCTEST ENGINEERING LABORATORY, INC. | FCC Pt. 22, 24, & 27 LTE MEASUREMENT REPORT (CERTIFICATION) | LG | Reviewed by: Quality Manager |
| Test Report S/N: 0Y1605160919.ZNF | Test Dates: 5/16-5/26/2016 | EUT Type: Portable Handset | | Page 4 of 143 |

2.0 PRODUCT INFORMATION

2.1 Equipment Description

The Equipment Under Test (EUT) is the **LG Portable Handset FCC ID: ZNFUS610**. The test data contained in this report pertains only to the emissions due to the EUT's LTE function.

2.2 Device Capabilities

This device contains the following capabilities:

850/1900 CDMA/EvDO Rev0/A, 1x Advanced (BC0, BC1), 850/1900 GSM/GPRS/EDGE, 850/1700/1900 WCDMA/HSPA, Multi-band LTE, 802.11b/g/n WLAN, Bluetooth (1x, EDR, LE)

LTE Band 12 (698 - 716 MHz) overlaps the entire frequency range of LTE Band 17 (704 - 716 MHz). Therefore, test data provided in this report covers Band 17 as well as Band 12.



LTE Band 25 (1850 - 1915 MHz) overlaps the entire frequency range of LTE Band 2 (1850 - 1910 MHz). Therefore, test data provided in this report covers Band 2 as well as Band 25.

2.3 Test Configuration

The LG Portable Handset FCC ID: ZNFUS610 was tested per the guidance of ANSI/TIA-603-D:2010 and KDB 971168 D01 v02r02. See Section 7.0 of this test report for a description of the radiated and antenna port conducted emissions tests.

2.4 EMI Suppression Device(s)/Modifications

No EMI suppression device(s) were added and no modifications were made during testing.

| | | | | |
|--------------------------------------|---|--|---|---------------------------------|
| FCC ID: ZNFUS610 |  | FCC Pt. 22, 24, & 27 LTE MEASUREMENT REPORT (CERTIFICATION) |  | Reviewed by: Quality Manager |
| Test Report S/N: 0Y1605160919.ZNF | Test Dates: 5/16-5/26/2016 | EUT Type: Portable Handset | Page 5 of 143 | |

3.0 DESCRIPTION OF TESTS

3.1 Measurement Procedure

The measurement procedures described in the document titled “Land Mobile FM or PM – Communications Equipment – Measurements and Performance Standards” (ANSI/TIA-603-D:2010) and “Procedures for Compliance Measurement of the Fundamental Emission Power of Licensed Wideband (> 1 MHz) Digital Transmission Systems” (KDB 971168 D01 v02r02) were used in the measurement of the **LG Portable Handset FCC ID: ZNFUS610**.

3.1 Block C Frequency Range

§27.5(b)(3)

Two paired channels of 11 megahertz each are available for assignment in Block C in the 746-757 MHz and 776-787 MHz bands. In the event that no licenses for two channels in this Block C are assigned based on the results of the first auction in which such licenses were offered because the auction results do not satisfy the applicable reserve price, the spectrum in the 746-757 MHz and 776-787 MHz bands will instead be made available for assignment at a subsequent auction as follows: (i) Two paired channels of 6 megahertz each available for assignment in Block C1 in the 746-752 MHz and 776-782 MHz bands. (ii) Two paired channels of 5 megahertz each available for assignment in Block C2 in the 752-757 MHz and 782-787 MHz bands.

3.2 Block A Frequency Range

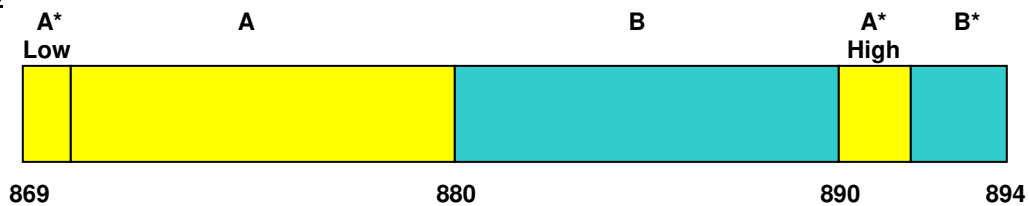
§27.5(c)

698-746 MHz band. The following frequencies are available for licensing pursuant to this part in the 698-746 MHz band: (1) Three paired channel blocks of 12 megahertz each are available for assignment as follows:

Block A: 698-704 MHz and 728-734 MHz;
 Block B: 704-710 MHz and 734-740 MHz; and
 Block C: 710-716 MHz and 740-746 MHz.


3.3 Cellular - Base Frequency Blocks

§22.905



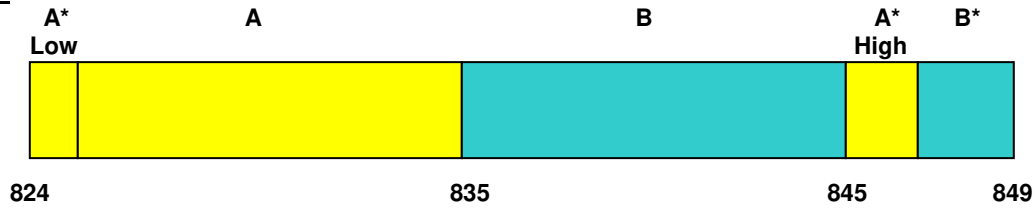
BLOCK 1: 869 – 880 MHz (A* Low + A)
BLOCK 2: 880 – 890 MHz (B)

BLOCK 3: 890 – 891.5 MHz (A* High)
BLOCK 4: 891.5 – 894 MHz (B*)

| | | | | |
|---|---|--|---|--|
| FCC ID: ZNFUS610 |  | FCC Pt. 22, 24, & 27 LTE MEASUREMENT REPORT (CERTIFICATION) |  | Reviewed by: Quality Manager |
| Test Report S/N: 0Y1605160919.ZNF | Test Dates: 5/16-5/26/2016 | EUT Type: Portable Handset | | Page 6 of 143 |

3.4 Cellular - Mobile Frequency Blocks

§22.905

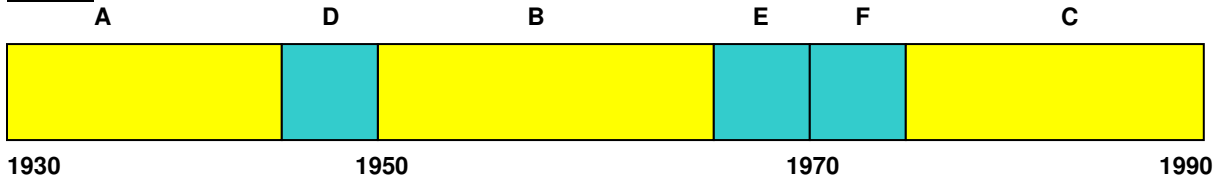


BLOCK 1: 824 – 835 MHz (A* Low + A)
 BLOCK 2: 835 – 845 MHz (B)

BLOCK 3: 845 – 846.5 MHz (A* High)
 BLOCK 4: 846.5 – 849 MHz (B*)

3.5 PCS - Base Frequency Blocks

§24.229

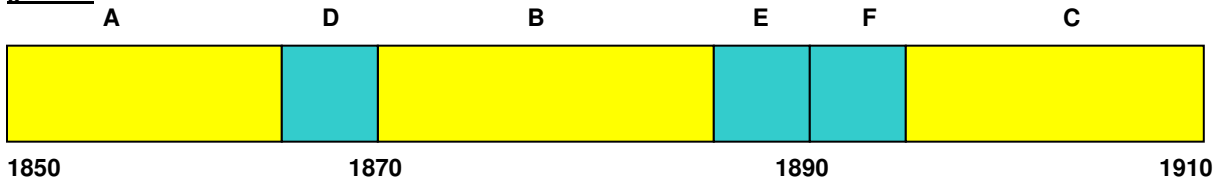


BLOCK 1: 1930 – 1945 MHz (A)
 BLOCK 2: 1945 – 1950 MHz (D)
 BLOCK 3: 1950 – 1965 MHz (B)

BLOCK 4: 1965 – 1970 MHz (E)
 BLOCK 5: 1970 – 1975 MHz (F)
 BLOCK 6: 1975 – 1990 MHz (C)

3.6 PCS - Mobile Frequency Blocks

§24.229

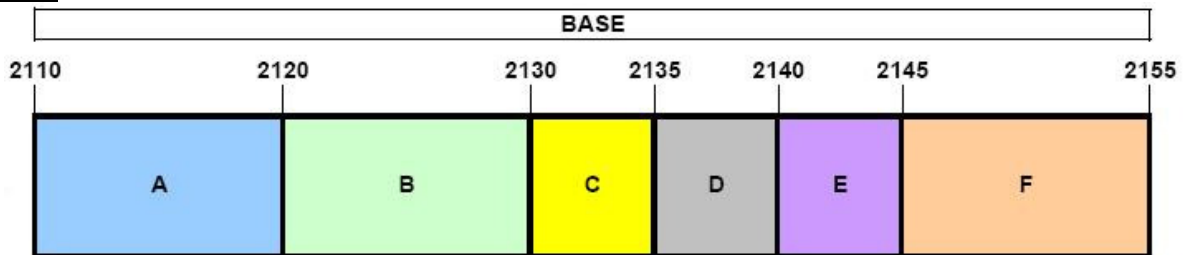


BLOCK 1: 1850 – 1865 MHz (A)
 BLOCK 2: 1865 – 1870 MHz (D)
 BLOCK 3: 1870 – 1885 MHz (B)

BLOCK 4: 1885 – 1890 MHz (E)
 BLOCK 5: 1890 – 1895 MHz (F)
 BLOCK 6: 1895 – 1910 MHz (C)

3.7 AWS - Base Frequency Blocks

§27.5(h)



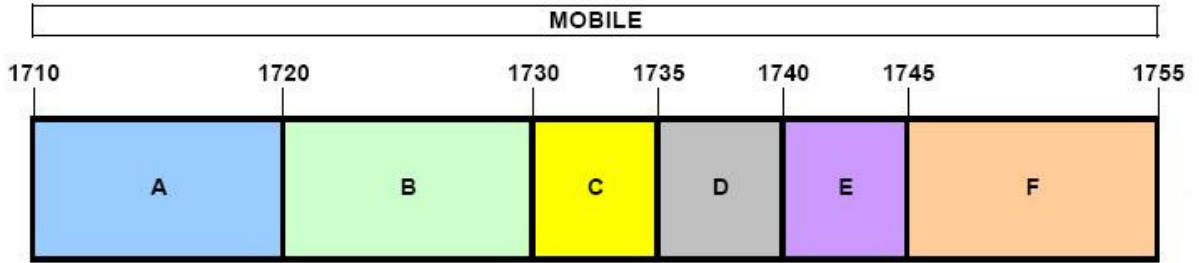
BLOCK 1: 2110 – 2120 MHz (A)
 BLOCK 2: 2120 – 2130 MHz (B)
 BLOCK 3: 2130 – 2135 MHz (C)

BLOCK 4: 2135 – 2140 MHz (D)
 BLOCK 5: 2140 – 2145 MHz (E)
 BLOCK 6: 2145 – 2155 MHz (F)

| | | | | |
|--------------------------------------|--|--|----|---------------------------------|
| FCC ID: ZNFUS610 | PCTEST ENGINEERING LABORATORY, INC. | FCC Pt. 22, 24, & 27 LTE MEASUREMENT REPORT (CERTIFICATION) | LG | Reviewed by: Quality Manager |
| Test Report S/N: 0Y1605160919.ZNF | Test Dates: 5/16-5/26/2016 | EUT Type: Portable Handset | | Page 7 of 143 |



3.8 AWS - Mobile Frequency Blocks

§27.5(h)



BLOCK 1: 1710 – 1720 MHz (A)
 BLOCK 2: 1720 – 1730 MHz (B)
 BLOCK 3: 1730 – 1735 MHz (C)

BLOCK 4: 1735 – 1740 MHz (D)
 BLOCK 5: 1740 – 1745 MHz (E)
 BLOCK 6: 1745 – 1755 MHz (F)

| | | | | |
|--------------------------------------|---|---|---|---------------------------------|
| FCC ID: ZNFUS610 |  | FCC Pt. 22, 24, & 27 LTE MEASUREMENT REPORT (CERTIFICATION) |  | Reviewed by: Quality Manager |
| Test Report S/N: 0Y1605160919.ZNF | Test Dates: 5/16-5/26/2016 | EUT Type: Portable Handset | Page 8 of 143 | |

3.9 Radiated Power and Radiated Spurious Emissions

§2.1053 §22.913(a.2) §22.917(a) §24.232(c) §24.238(a) §27.50(b.10) §27.50(c.10) §27.50(d.4) §27.53(f) §27.53(g) §27.53(h)

The radiated test facilities consisted of an indoor 3 meter semi-anechoic chamber used for final measurements and exploratory measurements, when necessary. The measurement area is contained within the semi-anechoic chamber which is shielded from any ambient interference. The test site inside the chamber is a 6m x 5.2m elliptical, obstruction-free area in accordance with Clause 5, Figure 5.7 of ANSI C63.4-2014. For measurements above 1GHz absorbers are arranged on the floor between the turn table and the antenna mast in such a way so as to maximize the reduction of reflections. For measurements below 1GHz, the absorbers are removed. An ETS Lindgren Model 2188 raised turntable is used for radiated measurement. It is a continuously rotatable, remote-controlled, metallic turntable and 2 meters (6.56 ft.) in diameter. The turn table is flush with the raised floor of the chamber in order to maintain its function as a ground plane. A 78cm high PVC support structure is placed on top of the turntable. A 3/4" (~1.9cm) sheet of high density polyethylene is used as the table top and is placed on top of the PVC supports to bring the total height of the table to 80cm.



The equipment under test was transmitting while connected to its integral antenna and is placed on a turntable 3 meters from the receive antenna. The receive antenna height is adjusted between 1 and 4 meter height, the turntable is rotated through 360 degrees, and the EUT is manipulated through all orthogonal planes representative of its typical use to achieve the highest reading on the receive spectrum analyzer. Radiated power levels are also investigated with the receive antenna horizontally and vertically polarized. The maximized power level is recorded using the spectrum analyzer "Channel Power" function with the integration band set to the emissions' occupied bandwidth, a RMS detector, RBW = 100kHz, VBW = 300kHz, and a 1 second sweep time over a minimum of 10 sweeps, per the guidelines of KDB 971168 D01 v02r02.

Per the guidance of ANSI/TIA-603-D:2010, a half-wave dipole is then substituted in place of the EUT. For emissions above 1GHz, a horn antenna is substituted in place of the EUT. The substitute antenna is driven by a signal generator with the level of the signal generator being adjusted to obtain the same receive spectrum analyzer level previously recorded from the spurious emission from the EUT. The power of the emission is calculated using the following formula:

$$P_d \text{ [dBm]} = P_g \text{ [dBm]} - \text{cable loss} \text{ [dB]} + \text{antenna gain} \text{ [dBd/dBi]}$$

Where, P_d is the dipole equivalent power, P_g is the generator output into the substitution antenna, and the antenna gain is the gain of the substitute antenna used relative to either a half-wave dipole (dBd) or an isotropic source (dBi). The substitute level is equal to $P_g \text{ [dBm]} - \text{cable loss} \text{ [dB]}$.



The calculated P_d levels are then compared to the absolute spurious emission limit of -13dBm which is equivalent to the required minimum attenuation of $43 + 10\log_{10}(\text{Power} \text{ [Watts]})$.

| | | | | |
|--------------------------------------|--|-------------------------------|---|---------------------------------|
| FCC ID: ZNFUS610 |  FCC Pt. 22, 24, & 27 LTE MEASUREMENT REPORT (CERTIFICATION) | |  | Reviewed by: Quality Manager |
| Test Report S/N: 0Y1605160919.ZNF | Test Dates: 5/16-5/26/2016 | EUT Type: Portable Handset | | Page 9 of 143 |

4.0 MEASUREMENT UNCERTAINTY

The measurement uncertainties shown below were calculated in accordance with the requirements of ANSI C63.4-2014. All measurement uncertainty values are shown with a coverage factor of $k = 2$ to indicate a 95% level of confidence. The measurement data shown herein meets or exceeds the U_{CISPR} measurement uncertainty values specified in CISPR 16-4-2 and, thus, can be compared directly to specified limits to determine compliance.

| Contribution | Expanded Uncertainty (\pm dB) |
|----------------------------------|----------------------------------|
| Conducted Bench Top Measurements | 1.13 |
| Radiated Disturbance (<1GHz) | 4.98 |
| Radiated Disturbance (>1GHz) | 5.07 |
| Radiated Disturbance (>18GHz) | 5.09 |

| | | | | |
|--------------------------------------|--|--|--|---------------------------------|
| FCC ID: ZNFUS610 |  PCTEST ENGINEERING LABORATORY, INC. | FCC Pt. 22, 24, & 27 LTE MEASUREMENT REPORT (CERTIFICATION) |  LG | Reviewed by: Quality Manager |
| Test Report S/N: 0Y1605160919.ZNF | Test Dates: 5/16-5/26/2016 | EUT Type: Portable Handset | Page 10 of 143 | |

5.0 TEST EQUIPMENT CALIBRATION DATA


Test Equipment Calibration is traceable to the National Institute of Standards and Technology (NIST).

| Manufacturer | Model | Description | Cal Date | Cal Interval | Cal Due | Serial Number |
|-----------------|--------------------|--|------------|--------------|------------|----------------------|
| - | LTx3 | Licensed Transmitter Cable Set | 6/12/2015 | Annual | 6/12/2016 | LTx3 |
| - | RE1 | Radiated Emissions Cable Set (UHF/EHF) | 11/18/2015 | Biennial | 9/4/2016 | RE1 |
| Agilent | 8447D | Broadband Amplifier | 6/12/2015 | Annual | 6/12/2016 | 1937A03348 |
| Agilent | N9020A | MXA Signal Analyzer | 11/5/2015 | Annual | 11/5/2016 | US46470561 |
| Anritsu | MT8820C | Radio Communication Analyzer | 6/12/2015 | Annual | 6/12/2016 | 6201240328 |
| Com-Power | AL-130 | 9kHz - 30MHz Loop Antenna | 7/30/2015 | Biennial | 7/30/2017 | 121034 |
| Emco | 3115 | Horn Antenna (1-18GHz) | 3/10/2016 | Biennial | 3/10/2018 | 9704-5182 |
| Espec | ESX-2CA | Environmental Chamber | 3/4/2016 | Annual | 3/4/2017 | 17620 |
| ETS Lindgren | 3117 | 1-18 GHz DRG Horn (Medium) | 4/26/2016 | Biennial | 4/26/2018 | 125518 |
| ETS Lindgren | 3160-09 | 18-26.5 GHz Standard Gain Horn | 6/17/2014 | Biennial | 6/17/2016 | 135427 |
| K & L | 11SH10-3075/U18000 | High Pass Filter | 7/18/2015 | Annual | 7/18/2016 | 11SH10-3075/U18000-2 |
| Mini Circuits | TVA-11-422 | RF Power Amp | N/A | | | QA1317001 |
| Mini-Circuits | SSG-4000HP | Synthesized Signal Generator | N/A | | | 11208010032 |
| Rhode & Schwarz | TS-PR18 | Pre-Amplifier | 3/7/2016 | Annual | 3/7/2017 | 101622 |
| Rohde & Schwarz | CMW500 | Radio Communication Tester | 10/21/2015 | Annual | 10/21/2016 | 102060 |
| Rohde & Schwarz | ESU40 | EMI Test Receiver (40GHz) | 7/17/2015 | Annual | 7/17/2016 | 100348 |
| Rohde & Schwarz | FSW67 | Signal / Spectrum Analyzer | 6/2/2015 | Annual | 6/2/2016 | 103200 |
| Rohde & Schwarz | TS-PR18 | 1-18 GHz Pre-Amplifier | 3/7/2016 | Annual | 3/7/2017 | 100071 |
| Rohde & Schwarz | TS-PR26 | 18-26.5 GHz Pre-Amplifier | 3/7/2016 | Annual | 3/7/2017 | 100040 |
| Schwarzbeck | UHA 9105 | Dipole Antenna (400 - 1GHz) Rx | 11/18/2015 | Biennial | 11/18/2017 | 91052523RX |
| Seekonk | NC-100 | Torque Wrench 5/16", 8" lbs | 3/2/2016 | Biennial | 3/2/2018 | N/A |

Table 5-1. Test Equipment

Note:

Equipment with a calibration date of "N/A" shown in this list was not used to make direct calibrated measurements.

| | | | | |
|--------------------------------------|---|--|---|---------------------------------|
| FCC ID: ZNFUS610 |  | FCC Pt. 22, 24, & 27 LTE MEASUREMENT REPORT (CERTIFICATION) |  | Reviewed by: Quality Manager |
| Test Report S/N: 0Y1605160919.ZNF | Test Dates: 5/16-5/26/2016 | EUT Type: Portable Handset | Page 11 of 143 | |

6.0 SAMPLE CALCULATIONS

Emission Designator

QPSK Modulation

Emission Designator = 8M62G7D

LTE BW = 8.62 MHz
 G = Phase Modulation
 7 = Quantized/Digital Info
 D = Data transmission, telemetry, telecommand

16QAM Modulation



Emission Designator = 8M45W7D

LTE BW = 8.45 MHz
 W = Amplitude/Angle Modulated
 7 = Quantized/Digital Info
 D = Data transmission, telemetry, telecommand

Spurious Radiated Emission – LTE Band

Example: Middle Channel LTE Mode 2nd Harmonic (1564 MHz)

The average spectrum analyzer reading at 3 meters with the EUT on the turntable was -81.0 dBm. The gain of the substituted antenna is 8.1 dBi. The signal generator connected to the substituted antenna terminals is adjusted to produce a reading of -81.0 dBm on the spectrum analyzer. The loss of the cable between the signal generator and the terminals of the substituted antenna is 2.0 dB at 1564 MHz. So 6.1 dB is added to the signal generator reading of -30.9 dBm yielding -24.80 dBm. The fundamental EIRP was 25.501 dBm so this harmonic was 25.501 dBm - (-24.80).

| | | | | |
|--------------------------------------|---|--|---|---------------------------------|
| FCC ID: ZNFUS610 |  | FCC Pt. 22, 24, & 27 LTE MEASUREMENT REPORT (CERTIFICATION) |  | Reviewed by: Quality Manager |
| Test Report S/N: 0Y1605160919.ZNF | Test Dates: 5/16-5/26/2016 | EUT Type: Portable Handset | Page 12 of 143 | |

7.0 TEST RESULTS

7.1 Summary


Company Name: LG Electronics MobileComm U.S.A
 FCC ID: ZNFUS610
 FCC Classification: PCS Licensed Transmitter Held to Ear (PCE)
 Mode(s): LTE

| FCC Part Section(s) | Test Description | Test Limit | Test Condition | Result | Reference |
|---|--|---|----------------|--------|------------------------|
| TRANSMITTER MODE (TX) | | | | | |
| 2.1049 | Occupied Bandwidth | N/A | CONDUCTED | PASS | Section 7.2 |
| 2.1051 22.917(a) 24.238(a) 27.53(c) 27.53(g) 27.53(h) | Out of Band Emissions | > 43 + 10log ₁₀ (P[Watts]) at Band Edge and for all out-of-band emissions | | PASS | Section 7.3, 7.4 |
| 24.232(d) | Peak-Average Ratio | < 13 dB | | PASS | Section 7.5 |
| 2.1046 | Transmitter Conducted Output Power | N/A | | PASS | See RF Exposure Report |
| 2.1055. 22.355 24.235 27.54 | Frequency Stability | < 2.5 ppm (Part 22) and fundamental emissions stay within authorized frequency block (Part 24, 27) | | PASS | Section 7.8 |
| 22.913(a.2) | Effective Radiated Power (Band 5) | < 7 Watts max. ERP | RADIATED | PASS | Section 7.6 |
| 27.50(b.10) 27.50(c.10) | Effective Radiated Power (Band 12, 13, 17) | < 3 Watts max. ERP | | PASS | Section 7.6 |
| 24.232(c) | Equivalent Isotropic Radiated Power (Band 2, 25) | < 2 Watts max. EIRP | | PASS | Section 7.6 |
| 27.50(d.4) | Equivalent Isotropic Radiated Power (Band 4) | < 1 Watts max. EIRP | | PASS | Section 7.6 |
| 2.1053 22.917(a) 24.238(a) 27.53(c) 27.53(g) 27.53(h) | Undesirable Emissions | > 43 + 10log ₁₀ (P[Watts]) for all out-of-band emissions | | PASS | Section 7.7 |
| 27.53(f) | Undesirable Emissions (Band 13) | < -70 dBW/MHz (for wideband signals) < -80 dBW (for discrete emissions less than 700Hz BW) For all emissions in the band 1559 – 1610 MHz | | PASS | Section 7.7 |

Table 7-1. Summary of Test Results

Notes:

- 1) All modes of operation and data rates were investigated. The test results shown in the following sections represent the worst case emissions.
- 2) The analyzer plots (Sections 7.2, 7.3, 7.4, 7.5) were all taken with a correction table loaded into the analyzer. The correction table was used to account for the losses of the cables, directional couplers, and attenuators used as part of the system to maintain a link between the call box and the EUT at all frequencies of interest.
- 3) All antenna port conducted emissions testing was performed on a test bench with the antenna port of the EUT connected to the spectrum analyzer through calibrated cables, attenuators, and couplers.
- 4) For conducted spurious emissions, automated test software was used to measure emissions and capture the corresponding plots necessary to show compliance. The measurement software utilized is PCTEST "LTE Automation," Version 4.0.

| | | | | |
|--------------------------------------|---|--|---|---------------------------------|
| FCC ID: ZNFUS610 |  | FCC Pt. 22, 24, & 27 LTE MEASUREMENT REPORT (CERTIFICATION) |  | Reviewed by: Quality Manager |
| Test Report S/N: 0Y1605160919.ZNF | Test Dates: 5/16-5/26/2016 | EUT Type: Portable Handset | Page 13 of 143 | |

7.2 Occupied Bandwidth

§2.1049

Test Overview

The occupied bandwidth, that is the frequency bandwidth such that, below its lower and above its upper frequency limits, the mean powers radiated are each equal to 0.5 percent of the total mean power radiated by a given emission shall be measured. All modes of operation were investigated and the worst case configuration results are reported in this section.

Test Procedure Used

KDB 971168 D01 v02r02 – Section 4.2

Test Settings

1. The signal analyzer's automatic bandwidth measurement capability was used to perform the 99% occupied bandwidth and the 26dB bandwidth. The bandwidth measurement was not influenced by any intermediate power nulls in the fundamental emission.
2. RBW = 1 – 5% of the expected OBW
3. VBW \geq 3 x RBW
4. Detector = Peak
5. Trace mode = max hold
6. Sweep = auto couple
7. The trace was allowed to stabilize
8. If necessary, steps 2 – 7 were repeated after changing the RBW such that it would be within 1 – 5% of the 99% occupied bandwidth observed in Step 7

Test Setup

The EUT and measurement equipment were set up as shown in the diagram below.

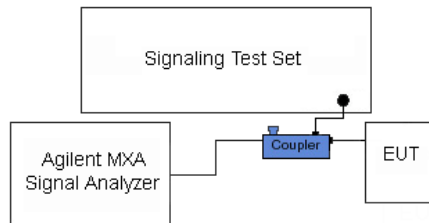


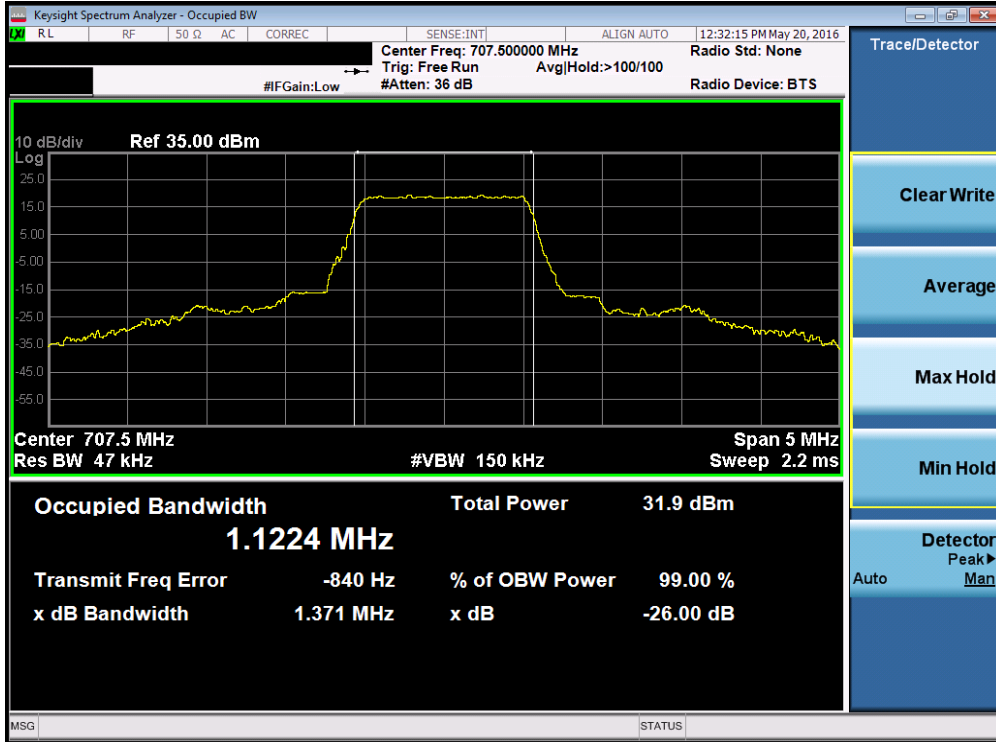


Figure 7-1. Test Instrument & Measurement Setup

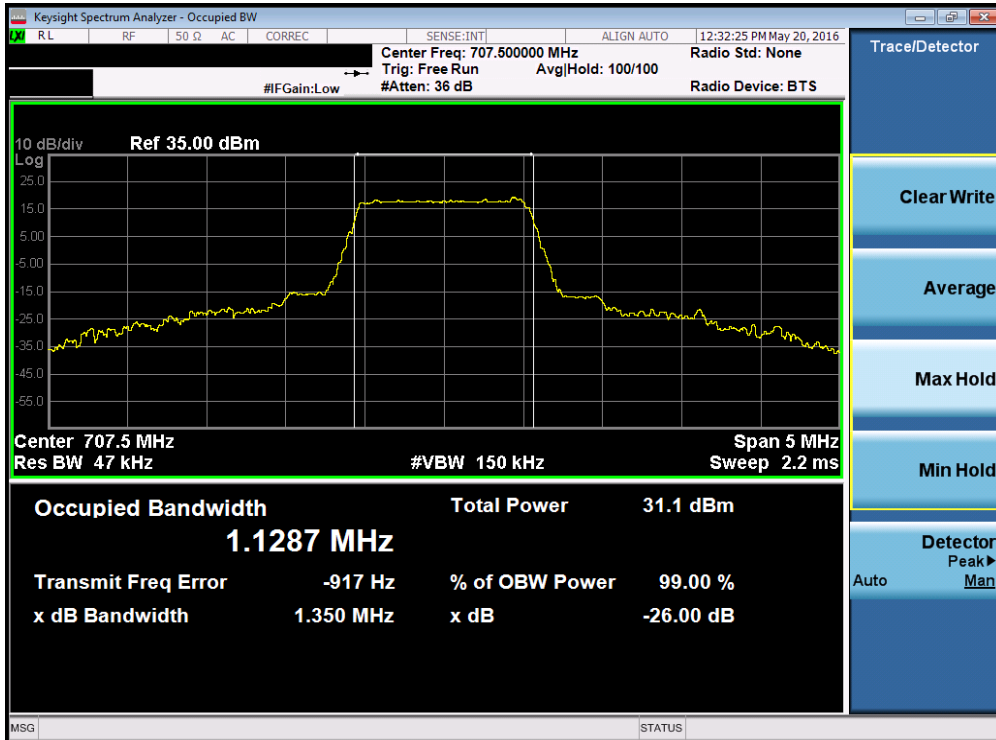
Test Notes

None.

| | | | | |
|--------------------------------------|--|--|--|---------------------------------|
| FCC ID: ZNFUS610 |  PCTEST ENGINEERING LABORATORY, INC. | FCC Pt. 22, 24, & 27 LTE MEASUREMENT REPORT (CERTIFICATION) |  LG | Reviewed by: Quality Manager |
| Test Report S/N: 0Y1605160919.ZNF | Test Dates: 5/16-5/26/2016 | EUT Type: Portable Handset | Page 14 of 143 | |

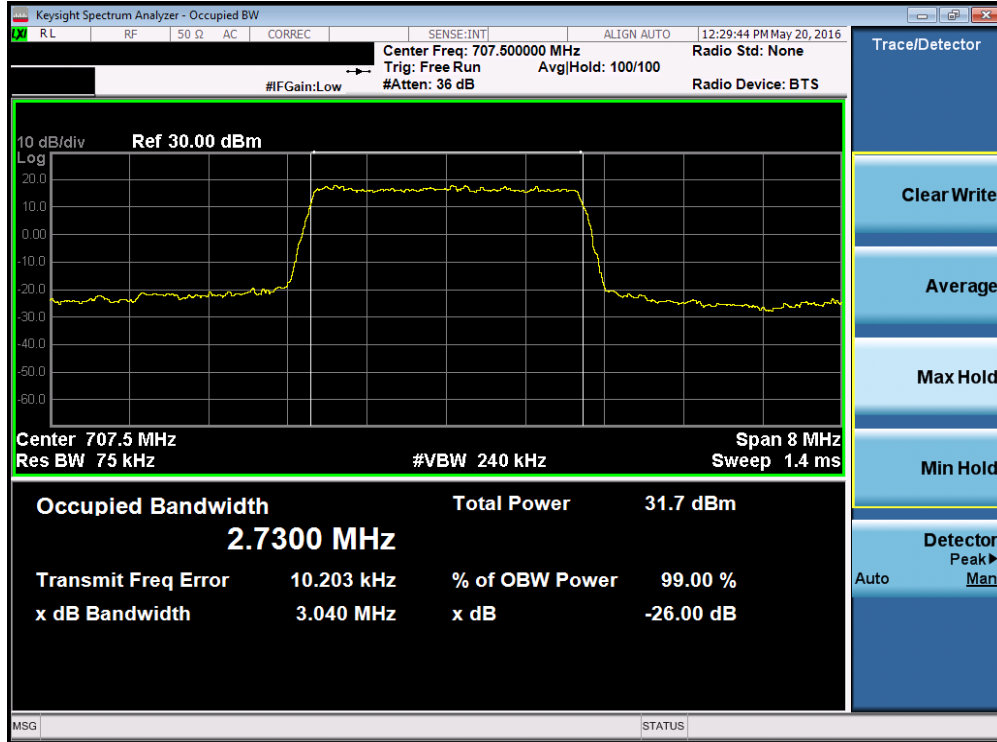


Plot 7-1. Occupied Bandwidth Plot (Band 12 – 1.4MHz QPSK – RB Size 6)

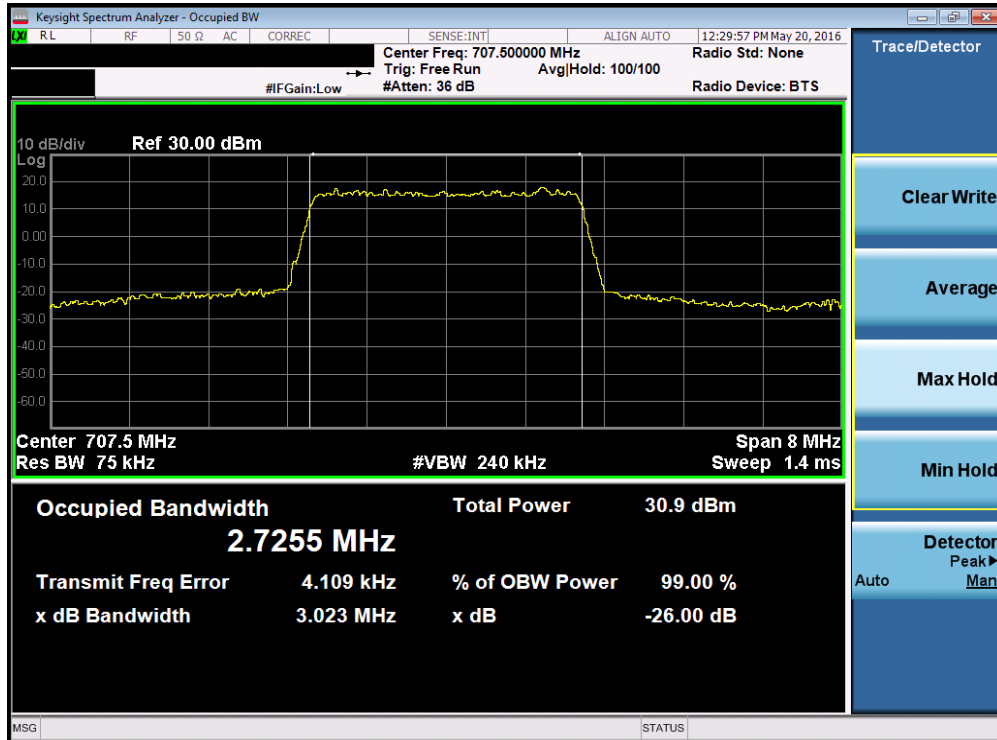


Plot 7-2. Occupied Bandwidth Plot (Band 12 – 1.4MHz 16-QAM – RB Size 6)

| | | | | |
|--------------------------------------|-------------------------------|--|--|---------------------------------|
| FCC ID: ZNFUS610 | | FCC Pt. 22, 24, & 27 LTE MEASUREMENT REPORT (CERTIFICATION) | | Reviewed by: Quality Manager |
| Test Report S/N: 0Y1605160919.ZNF | Test Dates: 5/16-5/26/2016 | EUT Type: Portable Handset | | Page 15 of 143 |

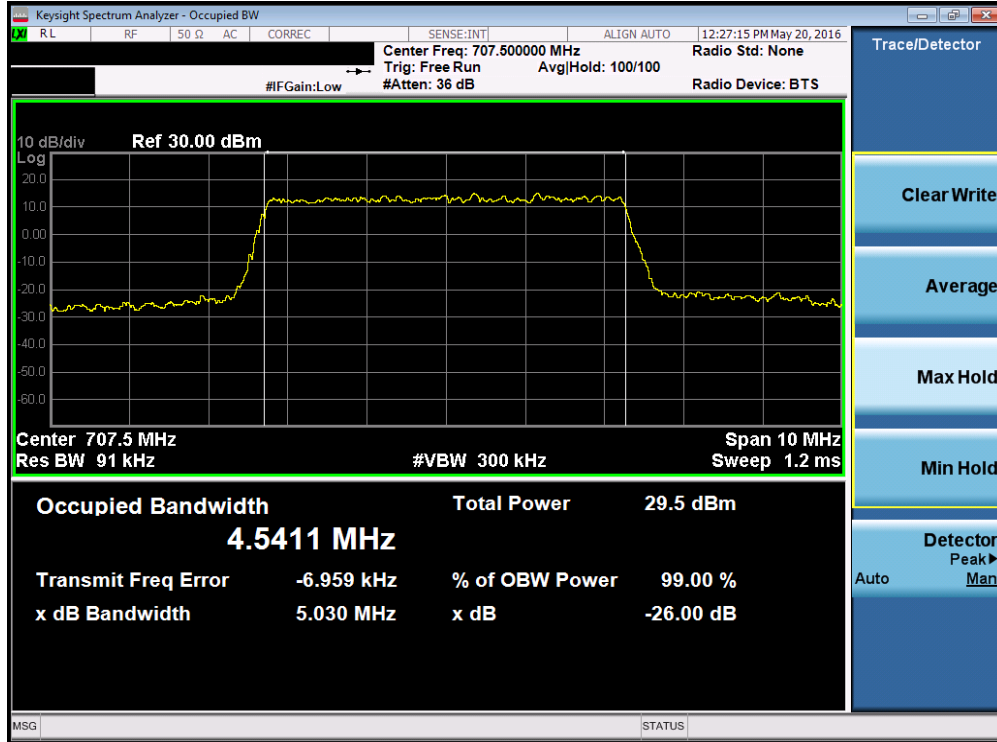


Plot 7-3. Occupied Bandwidth Plot (Band 12 – 3.0MHz QPSK – RB Size 15)

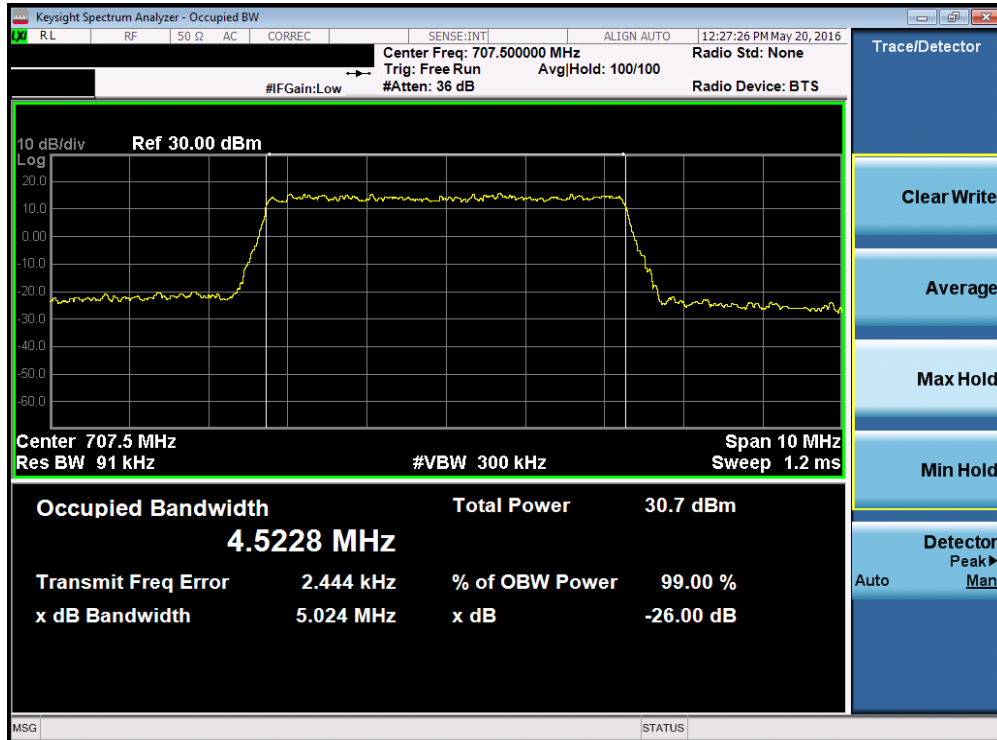


Plot 7-4. Occupied Bandwidth Plot (Band 12 – 3.0MHz 16-QAM – RB Size 15)

| | | | | |
|--------------------------------------|-------------------------------|--|--|---------------------------------|
| FCC ID: ZNFUS610 | | FCC Pt. 22, 24, & 27 LTE MEASUREMENT REPORT (CERTIFICATION) | | Reviewed by: Quality Manager |
| Test Report S/N: 0Y1605160919.ZNF | Test Dates: 5/16-5/26/2016 | EUT Type: Portable Handset | | Page 16 of 143 |

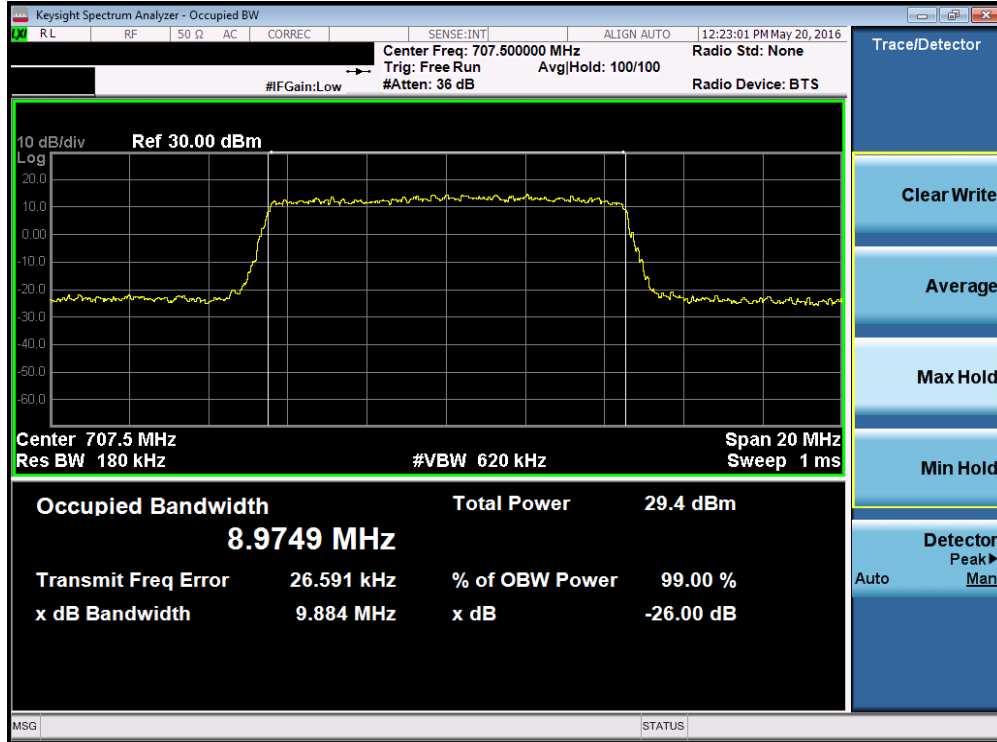


Plot 7-5. Occupied Bandwidth Plot (Band 12/17 – 5.0MHz QPSK – RB Size 25)

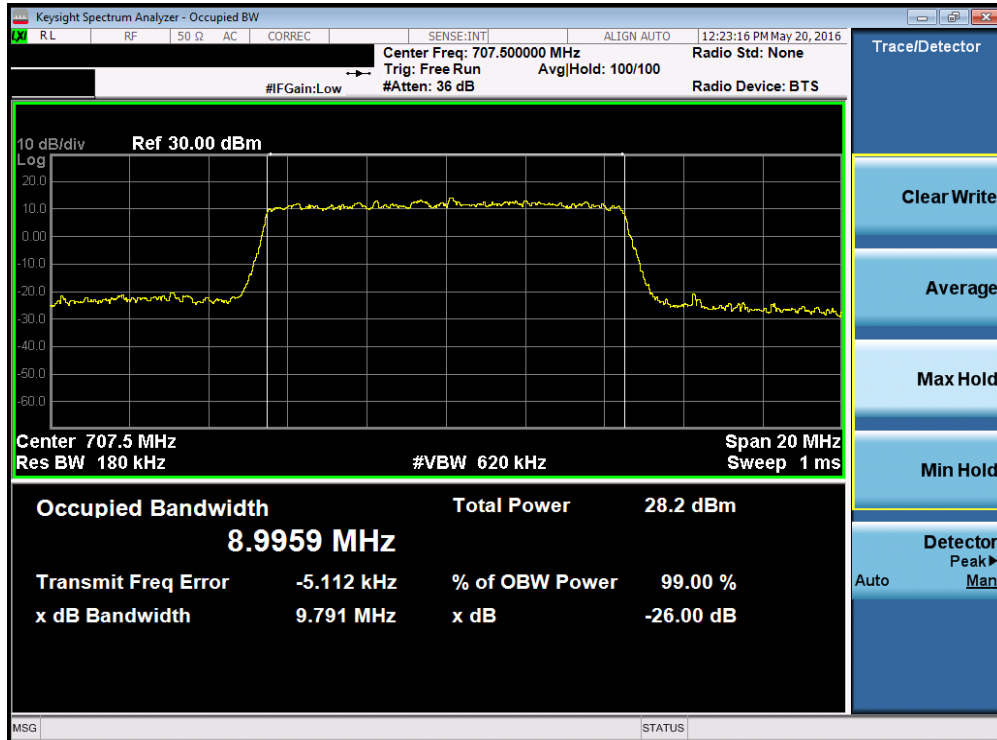


Plot 7-6. Occupied Bandwidth Plot (Band 12/17 – 5.0MHz 16-QAM – RB Size 25)

| | | | | |
|--------------------------------------|-------------------------------|--|--|---------------------------------|
| FCC ID: ZNFUS610 | | FCC Pt. 22, 24, & 27 LTE MEASUREMENT REPORT (CERTIFICATION) | | Reviewed by: Quality Manager |
| Test Report S/N: 0Y1605160919.ZNF | Test Dates: 5/16-5/26/2016 | EUT Type: Portable Handset | | Page 17 of 143 |

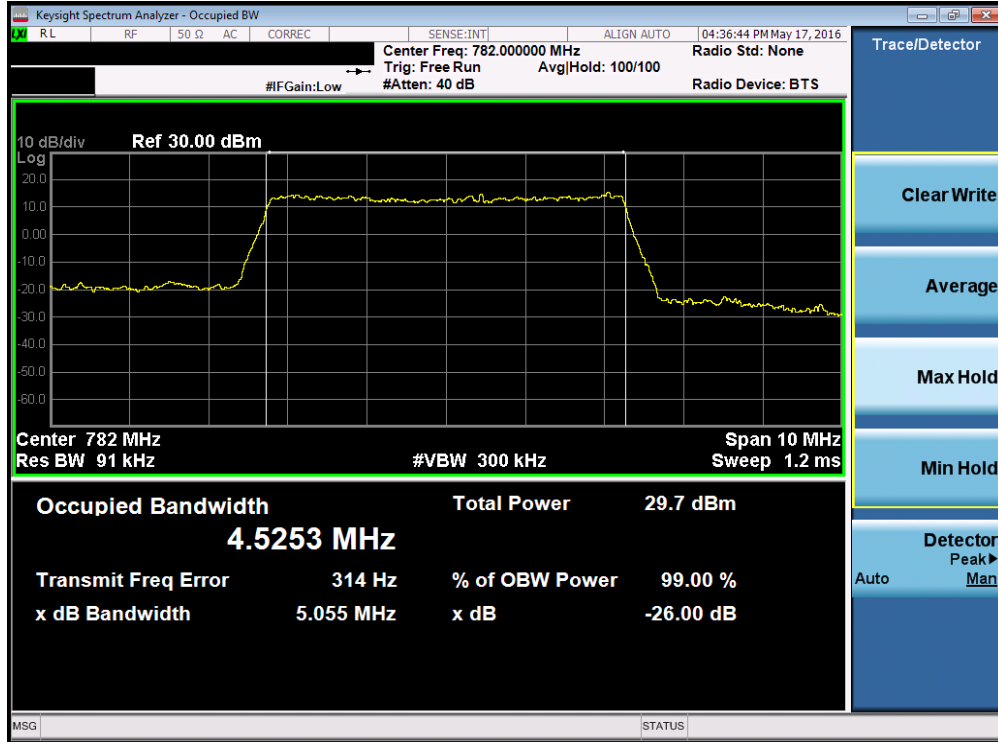


Plot 7-7. Occupied Bandwidth Plot (Band 12/17 – 10.0MHz QPSK – RB Size 50)

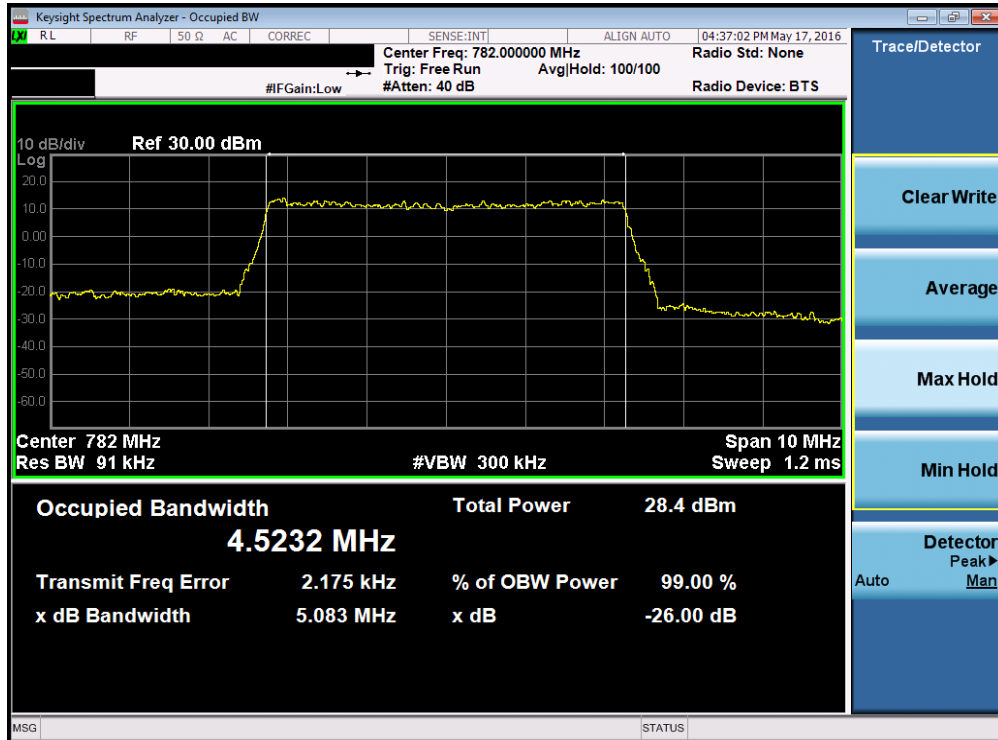


Plot 7-8. Occupied Bandwidth Plot (Band 12/17 – 10.0MHz 16-QAM – RB Size 50)

| | | | | |
|--------------------------------------|-------------------------------|--|--|---------------------------------|
| FCC ID: ZNFUS610 | | FCC Pt. 22, 24, & 27 LTE MEASUREMENT REPORT (CERTIFICATION) | | Reviewed by: Quality Manager |
| Test Report S/N: 0Y1605160919.ZNF | Test Dates: 5/16-5/26/2016 | EUT Type: Portable Handset | | Page 18 of 143 |

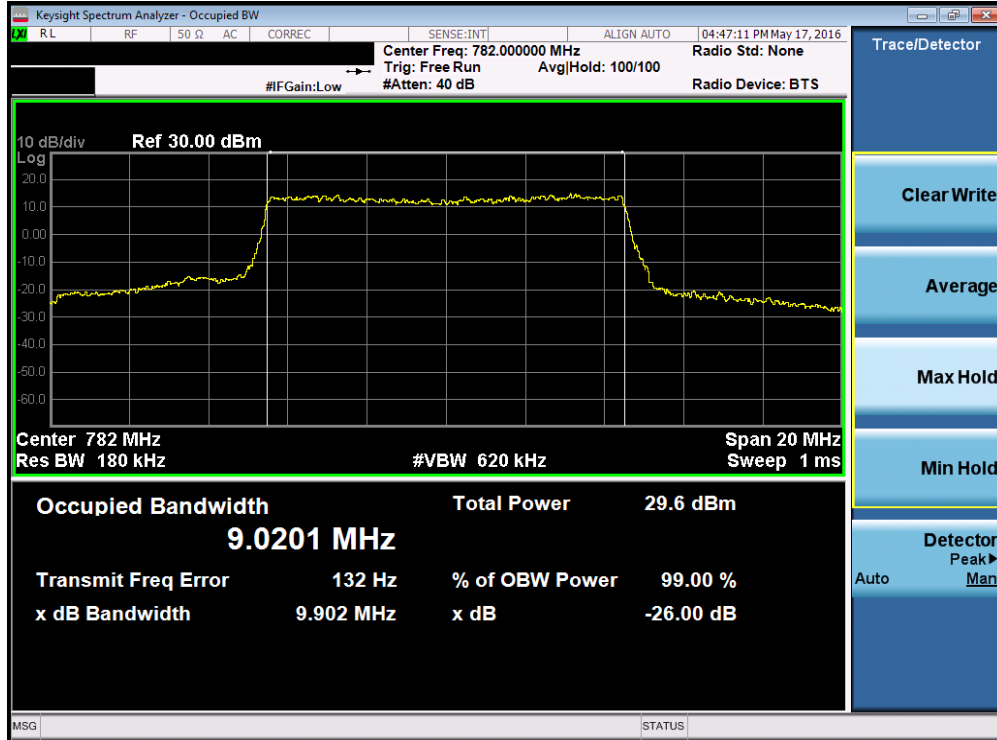


Plot 7-9. Occupied Bandwidth Plot (Band 13 – 5.0MHz QPSK – RB Size 25)

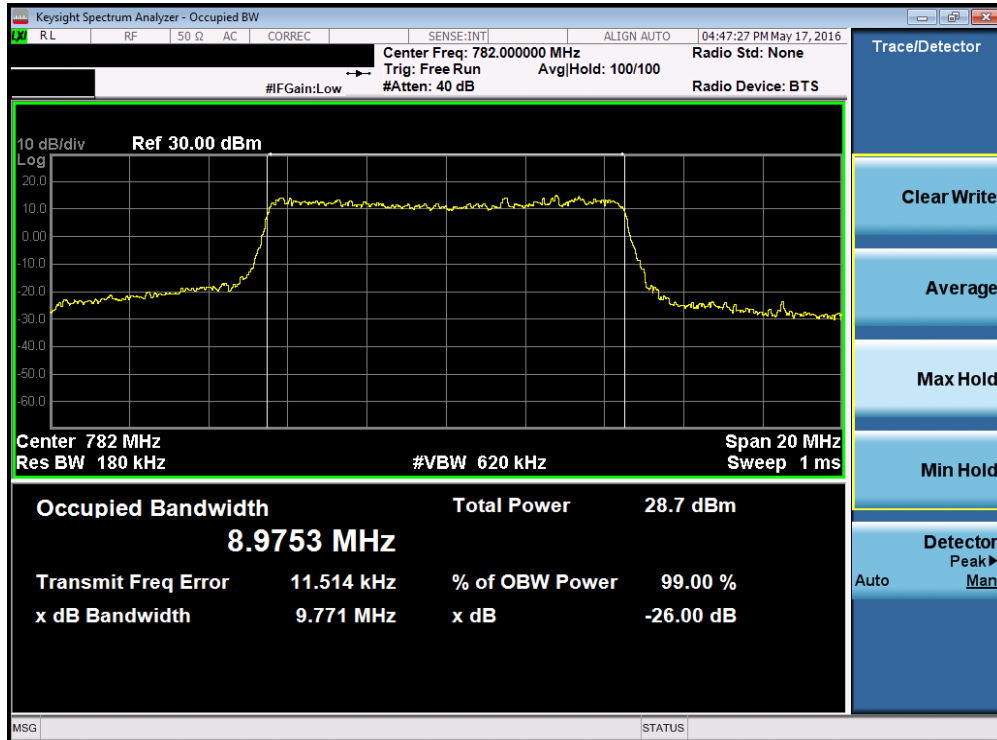


Plot 7-10. Occupied Bandwidth Plot (Band 13 – 5.0MHz 16-QAM – RB Size 25)

| | | | | |
|--------------------------------------|-------------------------------|--|--|---------------------------------|
| FCC ID: ZNFUS610 | | FCC Pt. 22, 24, & 27 LTE MEASUREMENT REPORT (CERTIFICATION) | | Reviewed by: Quality Manager |
| Test Report S/N: 0Y1605160919.ZNF | Test Dates: 5/16-5/26/2016 | EUT Type: Portable Handset | | Page 19 of 143 |

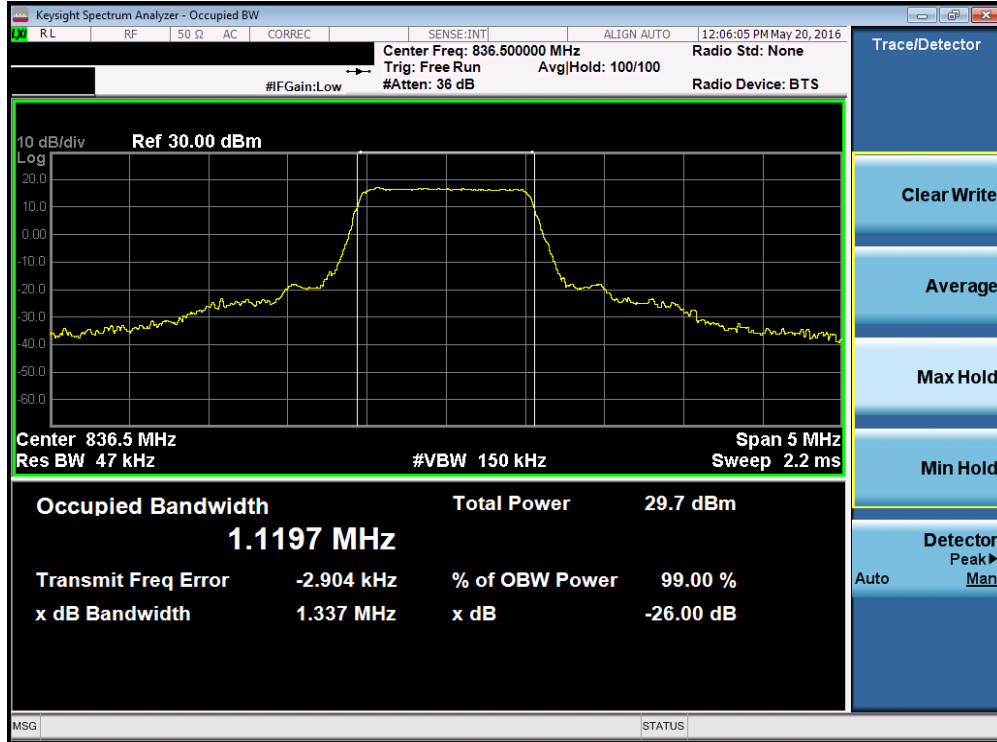


Plot 7-11. Occupied Bandwidth Plot (Band 13 – 10.0MHz QPSK – RB Size 50)

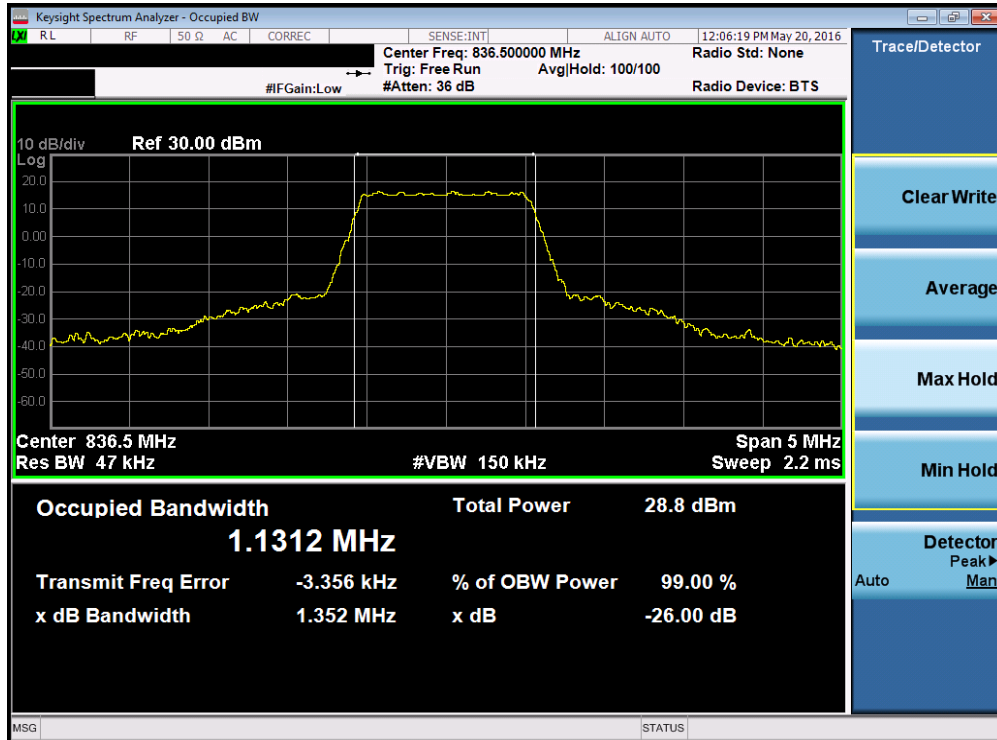


Plot 7-12. Occupied Bandwidth Plot (Band 13 – 10.0MHz 16-QAM – RB Size 50)

| | | | | |
|--------------------------------------|-------------------------------|--|--|---------------------------------|
| FCC ID: ZNFUS610 | | FCC Pt. 22, 24, & 27 LTE MEASUREMENT REPORT (CERTIFICATION) | | Reviewed by: Quality Manager |
| Test Report S/N: 0Y1605160919.ZNF | Test Dates: 5/16-5/26/2016 | EUT Type: Portable Handset | | Page 20 of 143 |

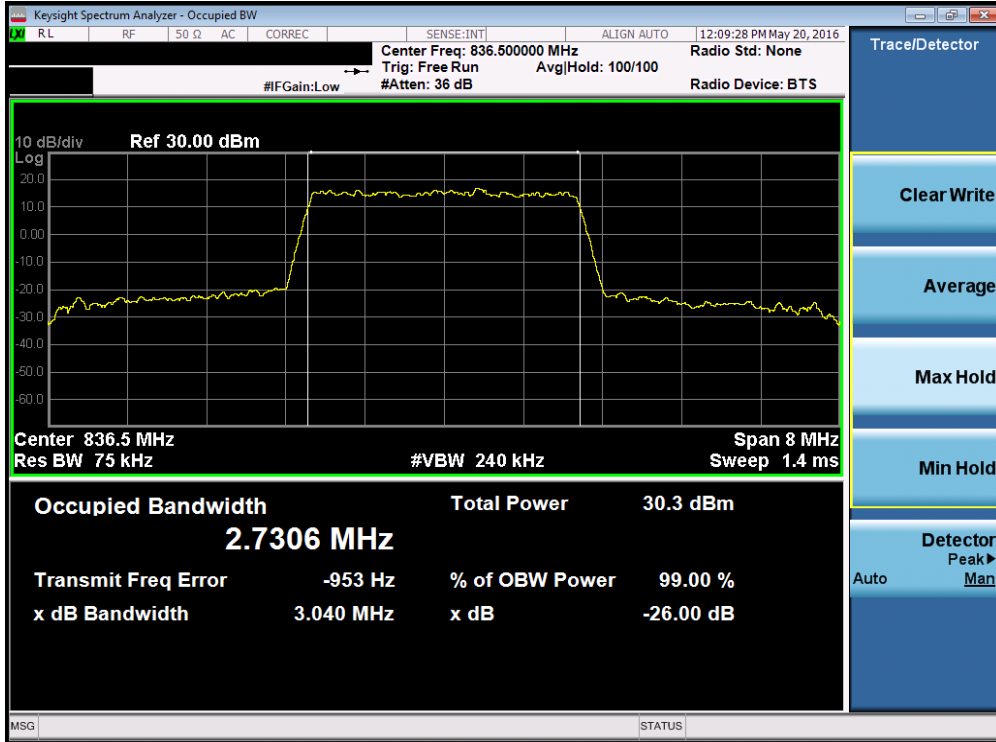


Plot 7-13. Occupied Bandwidth Plot (Band 5 – 1.4MHz QPSK – RB Size 6)

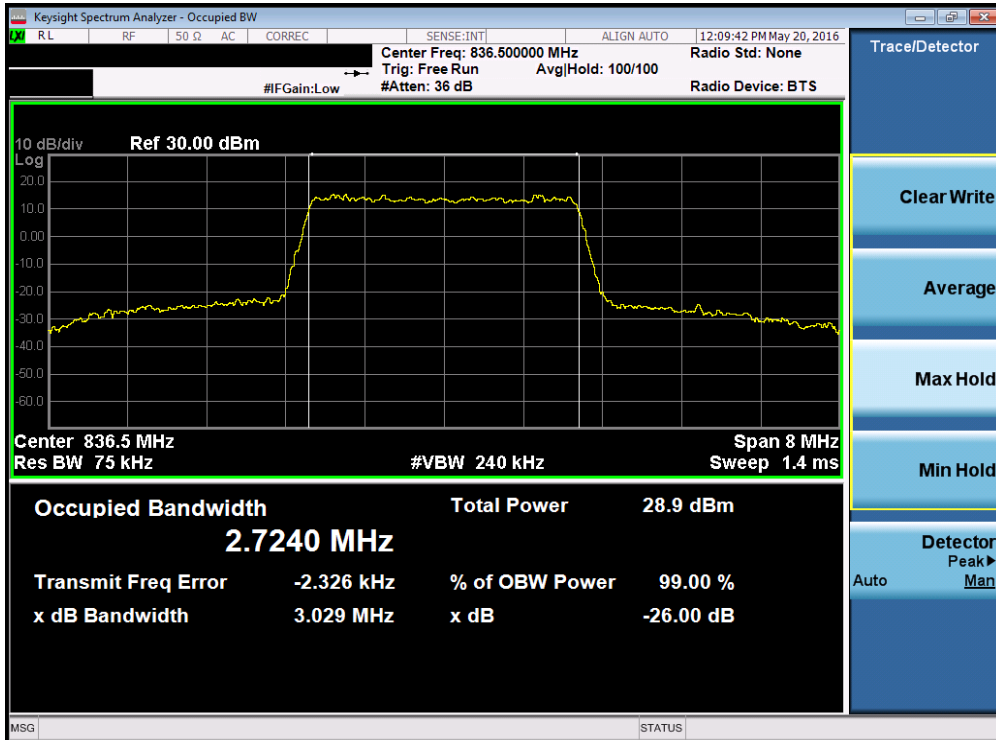


Plot 7-14. Occupied Bandwidth Plot (Band 5 – 1.4MHz 16-QAM – RB Size 6)

| | | | | |
|--------------------------------------|--|--|----|---------------------------------|
| FCC ID: ZNFUS610 | PCTEST ENGINEERING LABORATORY, INC. | FCC Pt. 22, 24, & 27 LTE MEASUREMENT REPORT (CERTIFICATION) | LG | Reviewed by: Quality Manager |
| Test Report S/N: 0Y1605160919.ZNF | Test Dates: 5/16-5/26/2016 | EUT Type: Portable Handset | | Page 21 of 143 |

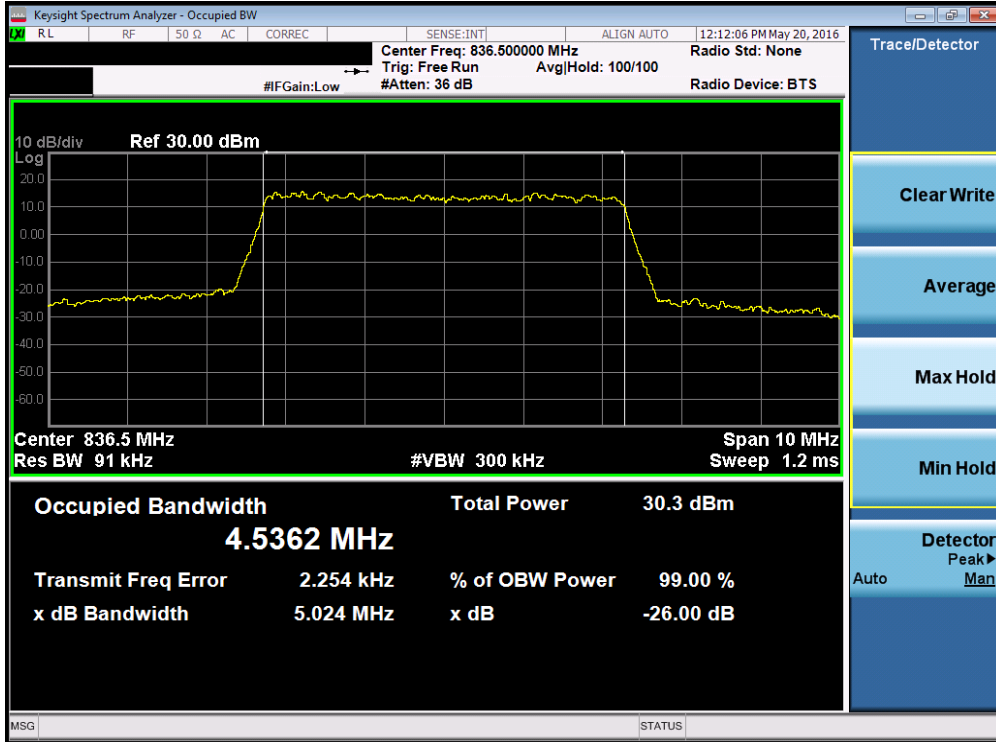


Plot 7-15. Occupied Bandwidth Plot (Band 5 – 3.0MHz QPSK – RB Size 15)

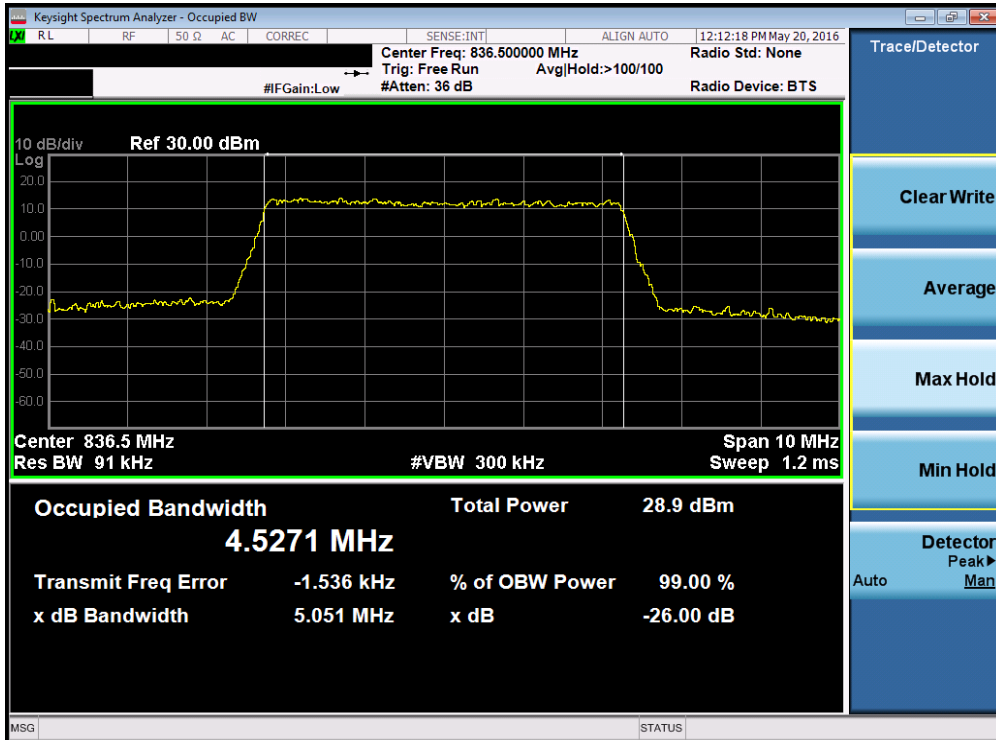


Plot 7-16. Occupied Bandwidth Plot (Band 5 – 3.0MHz 16-QAM – RB Size 15)

| | | | | |
|--------------------------------------|-------------------------------|--|--|---------------------------------|
| FCC ID: ZNFUS610 | | FCC Pt. 22, 24, & 27 LTE MEASUREMENT REPORT (CERTIFICATION) | | Reviewed by: Quality Manager |
| Test Report S/N: 0Y1605160919.ZNF | Test Dates: 5/16-5/26/2016 | EUT Type: Portable Handset | | Page 22 of 143 |

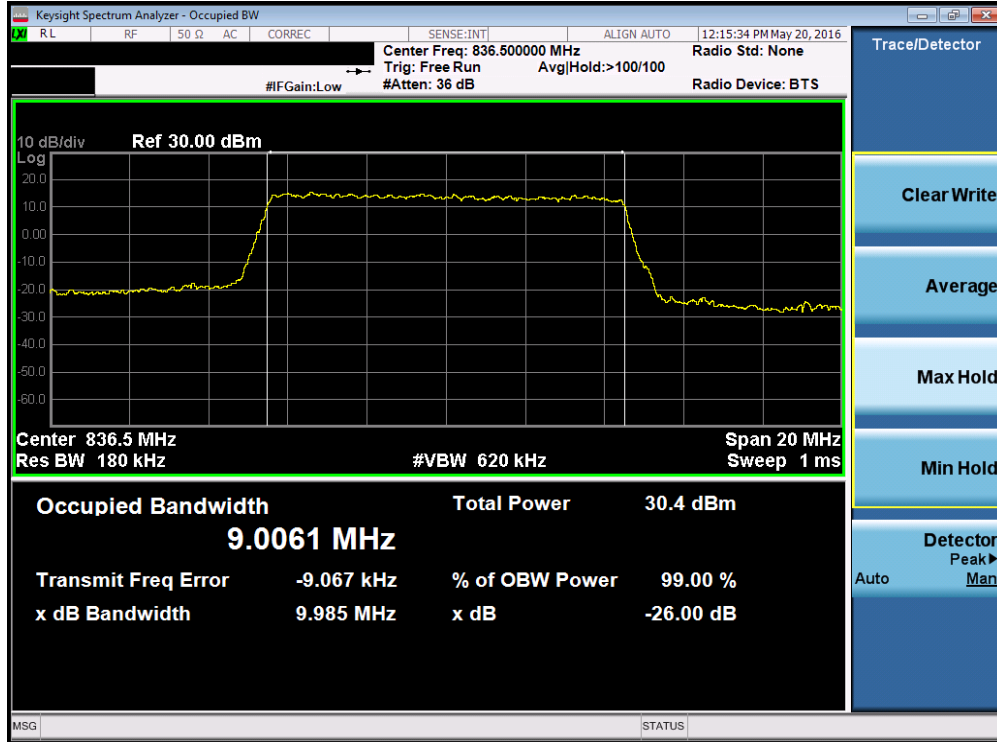


Plot 7-17. Occupied Bandwidth Plot (Band 5 – 5.0MHz QPSK – RB Size 25)

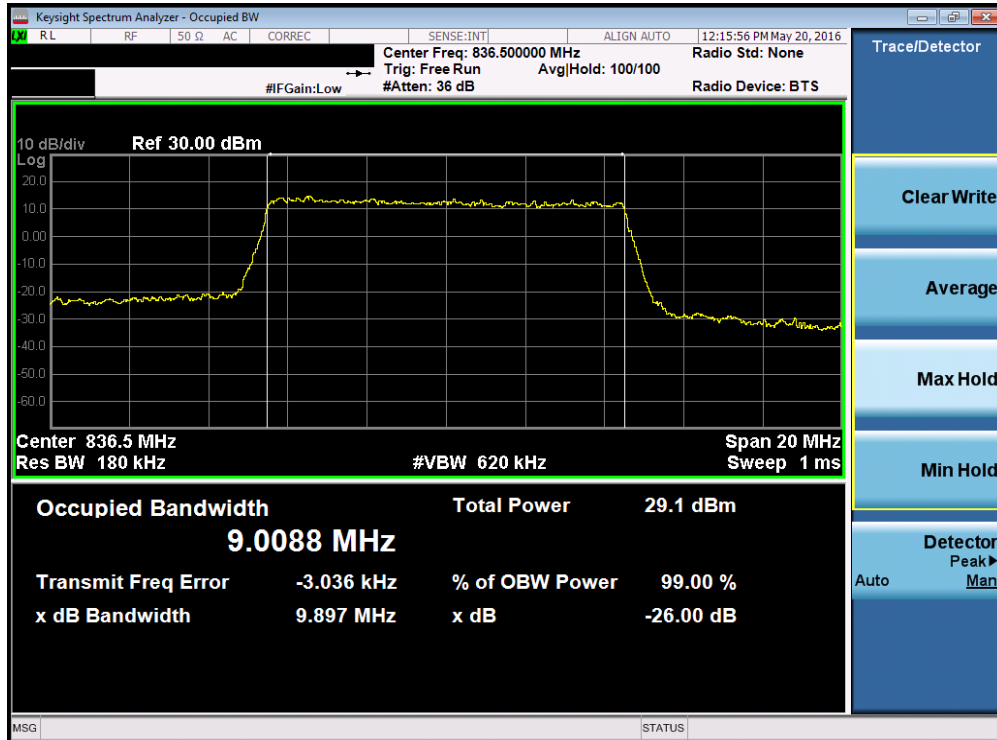


Plot 7-18. Occupied Bandwidth Plot (Band 5 – 5.0MHz 16-QAM – RB Size 25)

| | | | | |
|--------------------------------------|---|--|----|---------------------------------|
| FCC ID: ZNFUS610 | PCTEST ENGINEERING LABORATORY, INC. | FCC Pt. 22, 24, & 27 LTE MEASUREMENT REPORT (CERTIFICATION) | LG | Reviewed by: Quality Manager |
| Test Report S/N: 0Y1605160919.ZNF | Test Dates: 5/16-5/26/2016 | EUT Type: Portable Handset | | Page 23 of 143 |

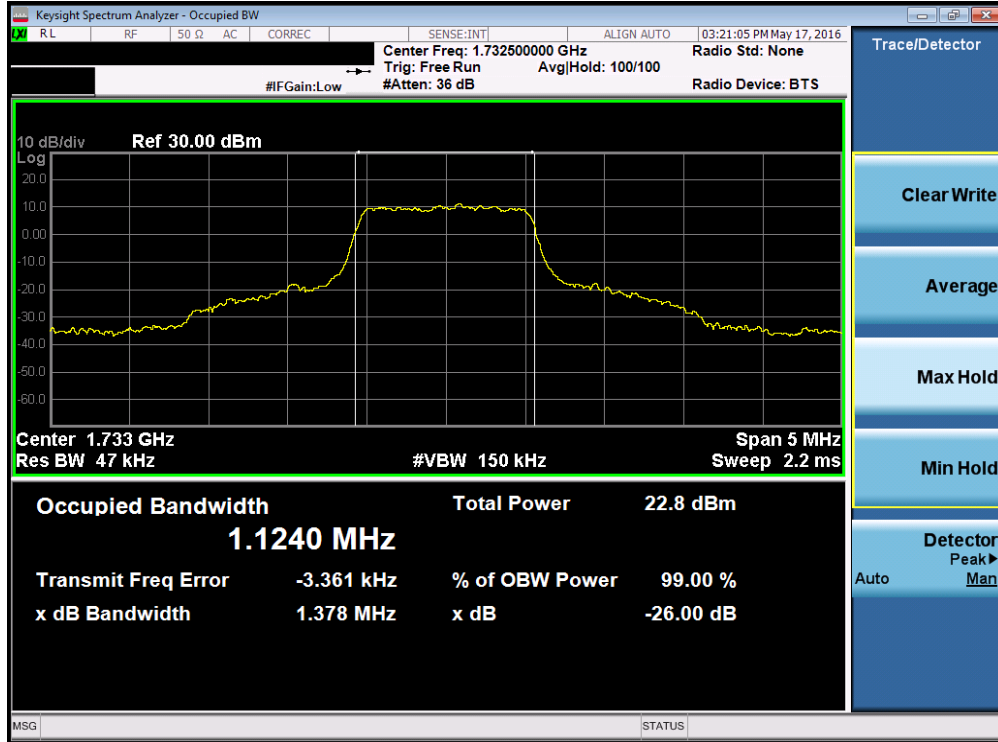


Plot 7-19. Occupied Bandwidth Plot (Band 5 – 10.0MHz QPSK – RB Size 50)

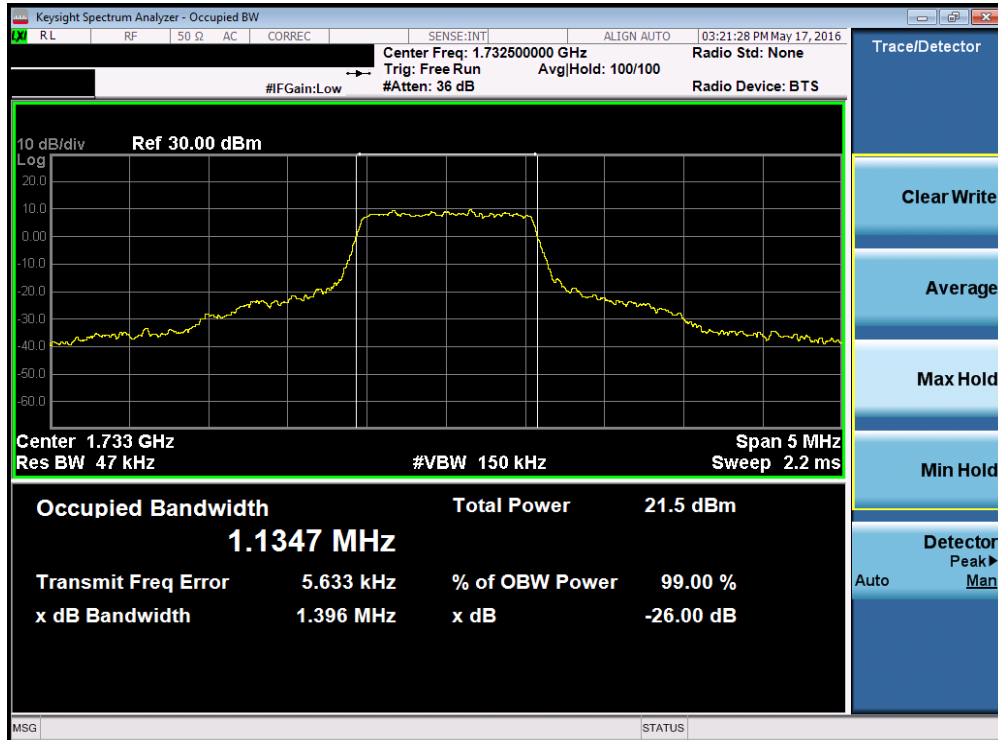


Plot 7-20. Occupied Bandwidth Plot (Band 5 – 10.0MHz 16-QAM – RB Size 50)

| | | | | |
|--------------------------------------|-------------------------------|--|--|---------------------------------|
| FCC ID: ZNFUS610 | | FCC Pt. 22, 24, & 27 LTE MEASUREMENT REPORT (CERTIFICATION) | | Reviewed by: Quality Manager |
| Test Report S/N: 0Y1605160919.ZNF | Test Dates: 5/16-5/26/2016 | EUT Type: Portable Handset | | Page 24 of 143 |

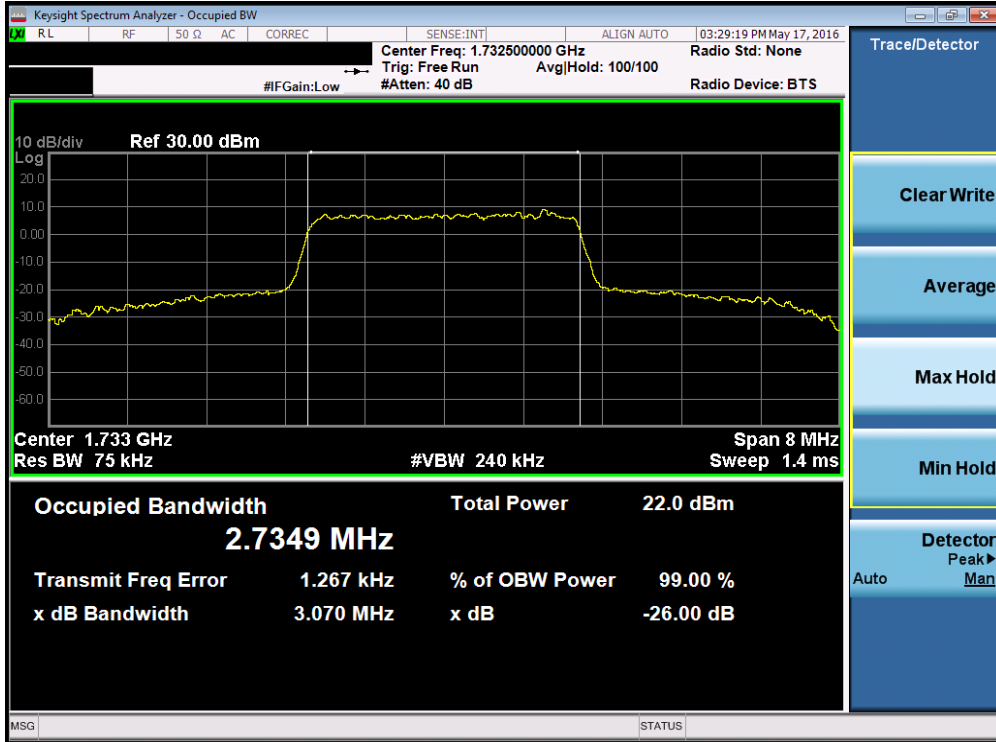


Plot 7-21. Occupied Bandwidth Plot (Band 4 – 1.4MHz QPSK – RB Size 6)

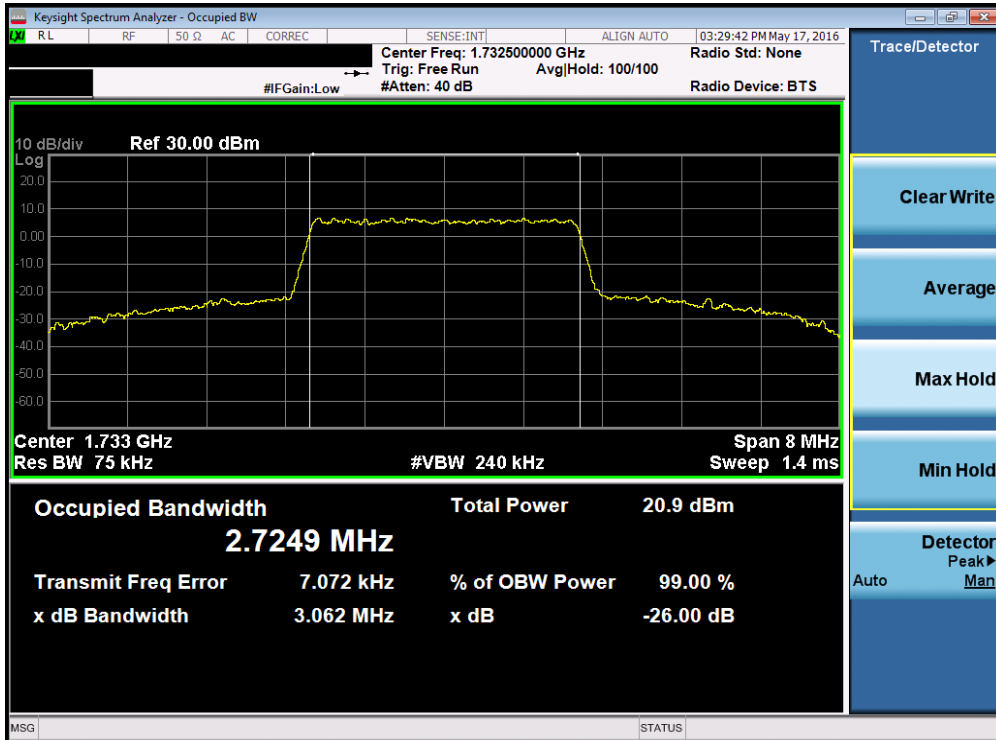


Plot 7-22. Occupied Bandwidth Plot (Band 4 – 1.4MHz 16-QAM – RB Size 6)

| | | | | |
|--------------------------------------|--|--|----|---------------------------------|
| FCC ID: ZNFUS610 | PCTEST ENGINEERING LABORATORY, INC. | FCC Pt. 22, 24, & 27 LTE MEASUREMENT REPORT (CERTIFICATION) | LG | Reviewed by: Quality Manager |
| Test Report S/N: 0Y1605160919.ZNF | Test Dates: 5/16-5/26/2016 | EUT Type: Portable Handset | | Page 25 of 143 |

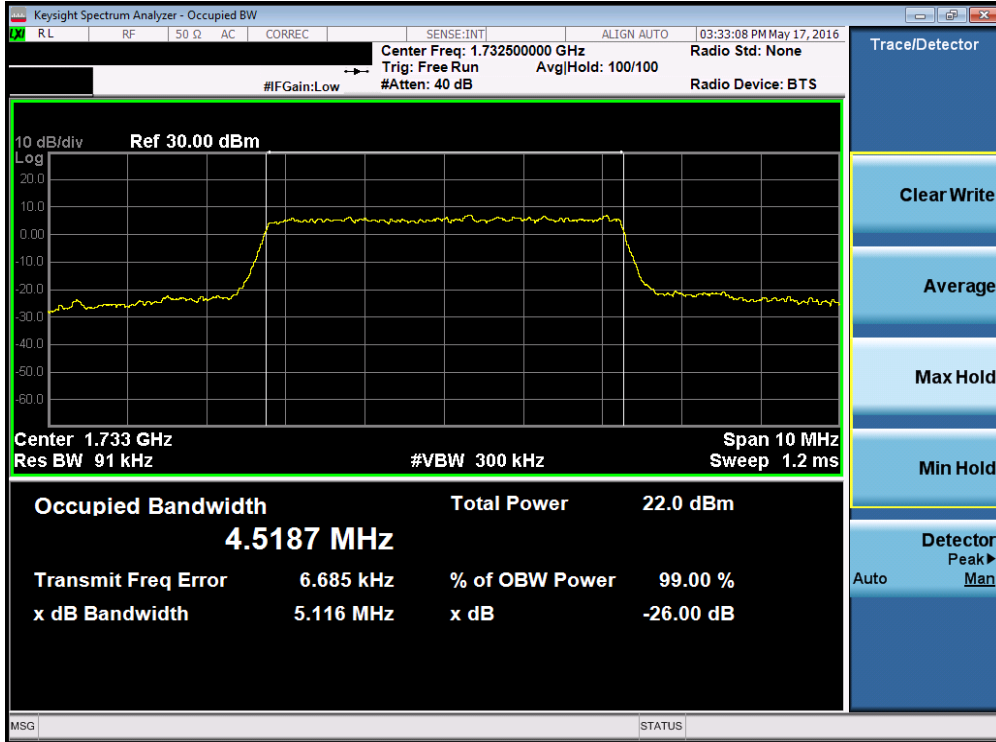


Plot 7-23. Occupied Bandwidth Plot (Band 4 – 3.0MHz QPSK – RB Size 15)

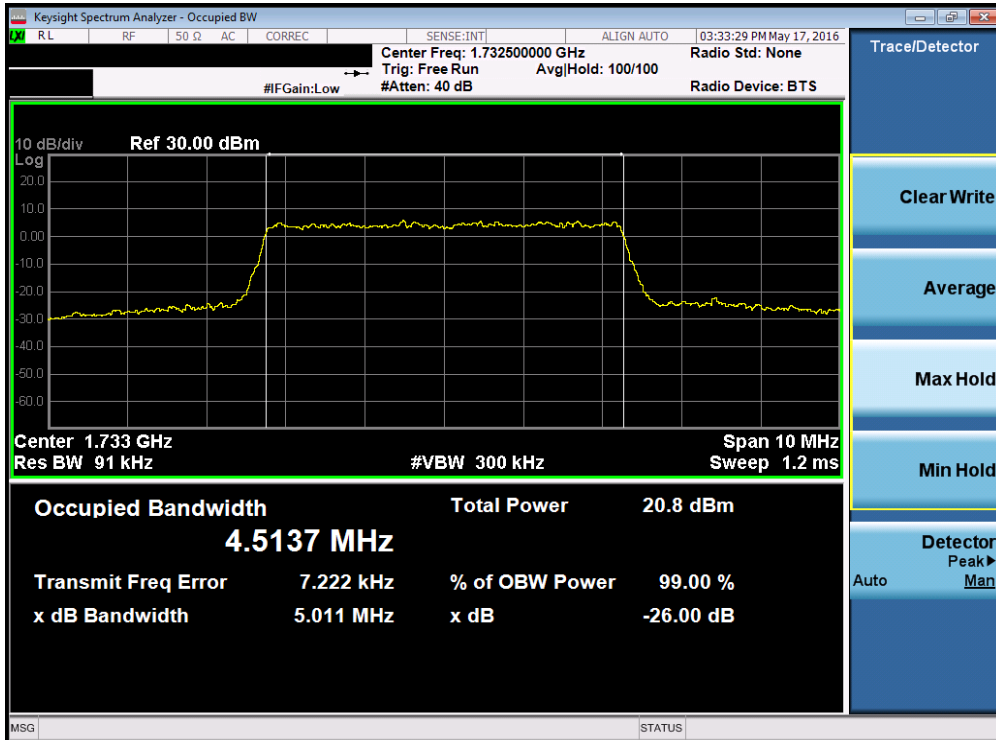


Plot 7-24. Occupied Bandwidth Plot (Band 4 – 3.0MHz 16-QAM – RB Size 15)

| | | | | |
|--------------------------------------|--|--|----|---------------------------------|
| FCC ID: ZNFUS610 | PCTEST ENGINEERING LABORATORY, INC. | FCC Pt. 22, 24, & 27 LTE MEASUREMENT REPORT (CERTIFICATION) | LG | Reviewed by: Quality Manager |
| Test Report S/N: 0Y1605160919.ZNF | Test Dates: 5/16-5/26/2016 | EUT Type: Portable Handset | | Page 26 of 143 |

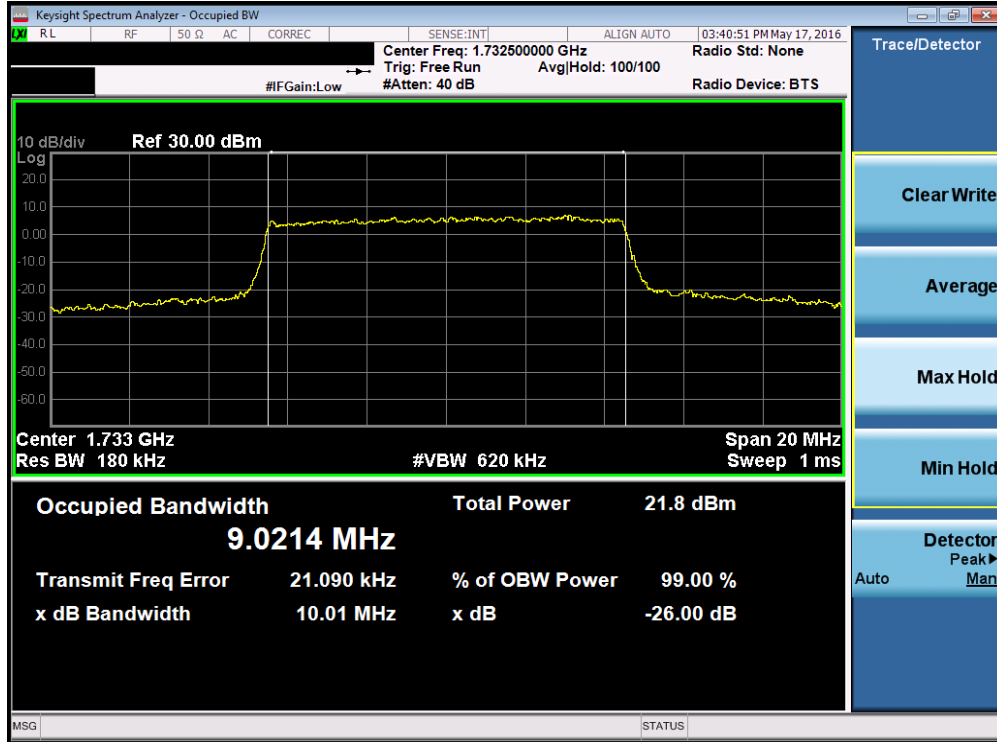


Plot 7-25. Occupied Bandwidth Plot (Band 4 – 5.0MHz QPSK – RB Size 25)

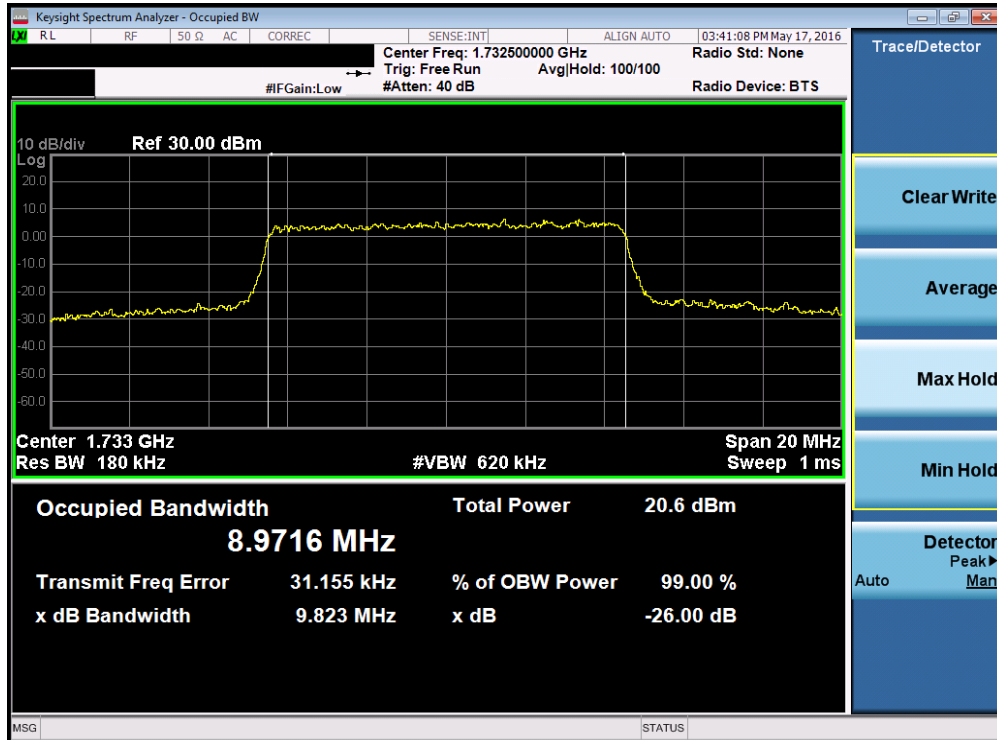


Plot 7-26. Occupied Bandwidth Plot (Band 4 – 5.0MHz 16-QAM – RB Size 25)

| | | | | |
|--------------------------------------|--|--|----|---------------------------------|
| FCC ID: ZNFUS610 | PCTEST ENGINEERING LABORATORY, INC. | FCC Pt. 22, 24, & 27 LTE MEASUREMENT REPORT (CERTIFICATION) | LG | Reviewed by: Quality Manager |
| Test Report S/N: 0Y1605160919.ZNF | Test Dates: 5/16-5/26/2016 | EUT Type: Portable Handset | | Page 27 of 143 |

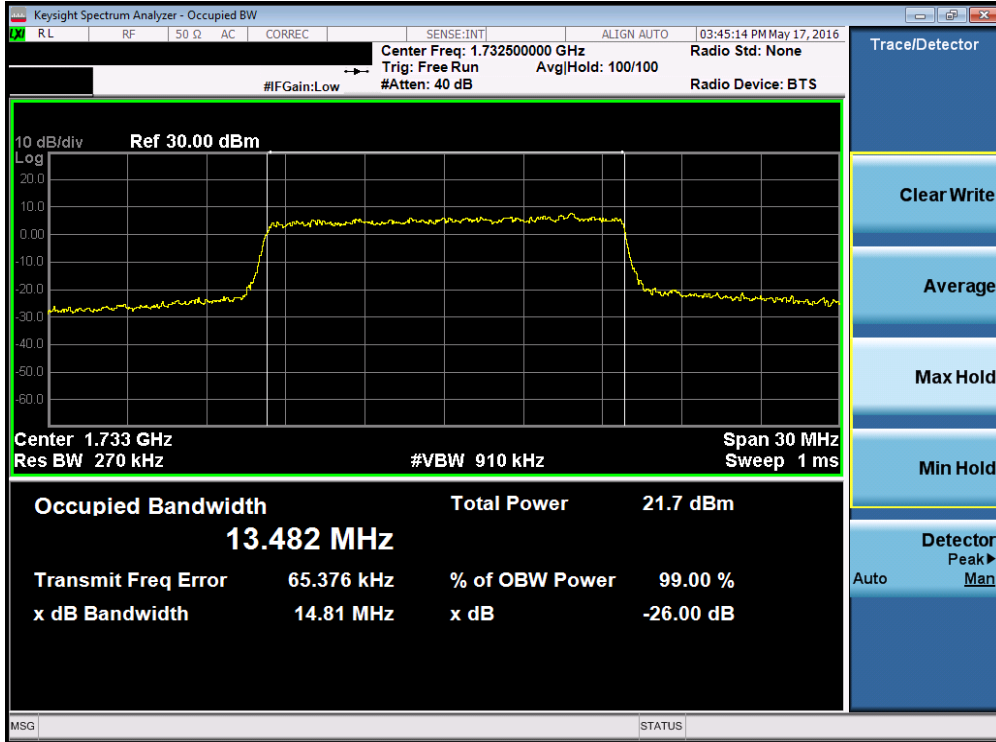


Plot 7-27. Occupied Bandwidth Plot (Band 4 – 10.0MHz QPSK – RB Size 50)

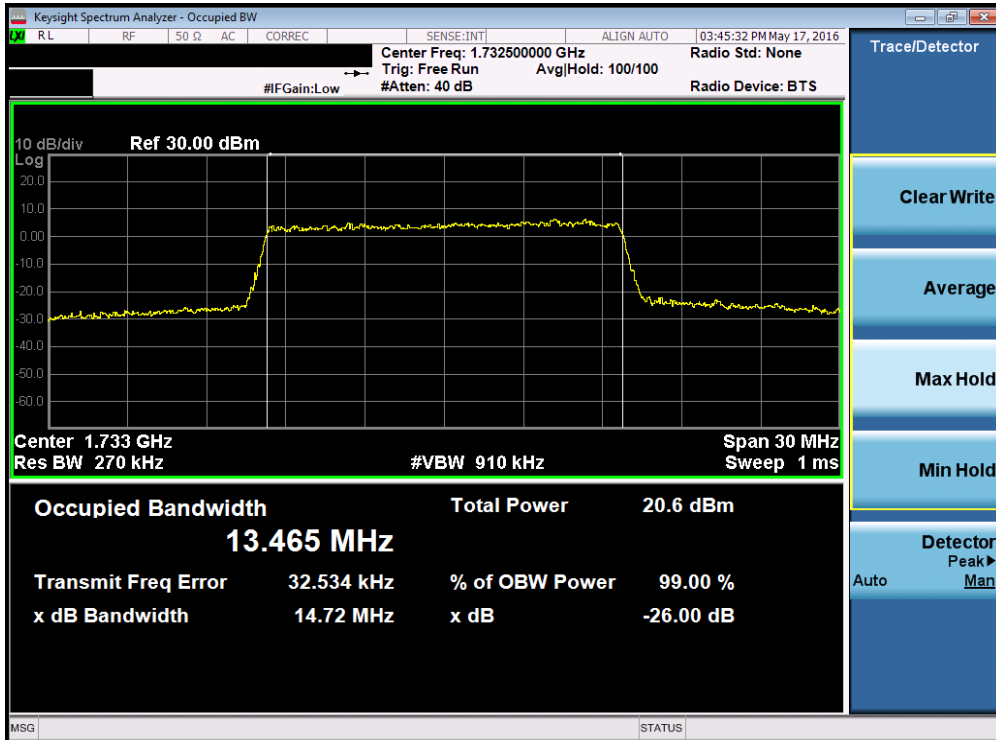


Plot 7-28. Occupied Bandwidth Plot (Band 4 – 10.0MHz 16-QAM – RB Size 50)

| | | | | |
|--------------------------------------|--|--|----|---------------------------------|
| FCC ID: ZNFUS610 | PCTEST ENGINEERING LABORATORY, INC. | FCC Pt. 22, 24, & 27 LTE MEASUREMENT REPORT (CERTIFICATION) | LG | Reviewed by: Quality Manager |
| Test Report S/N: 0Y1605160919.ZNF | Test Dates: 5/16-5/26/2016 | EUT Type: Portable Handset | | Page 28 of 143 |

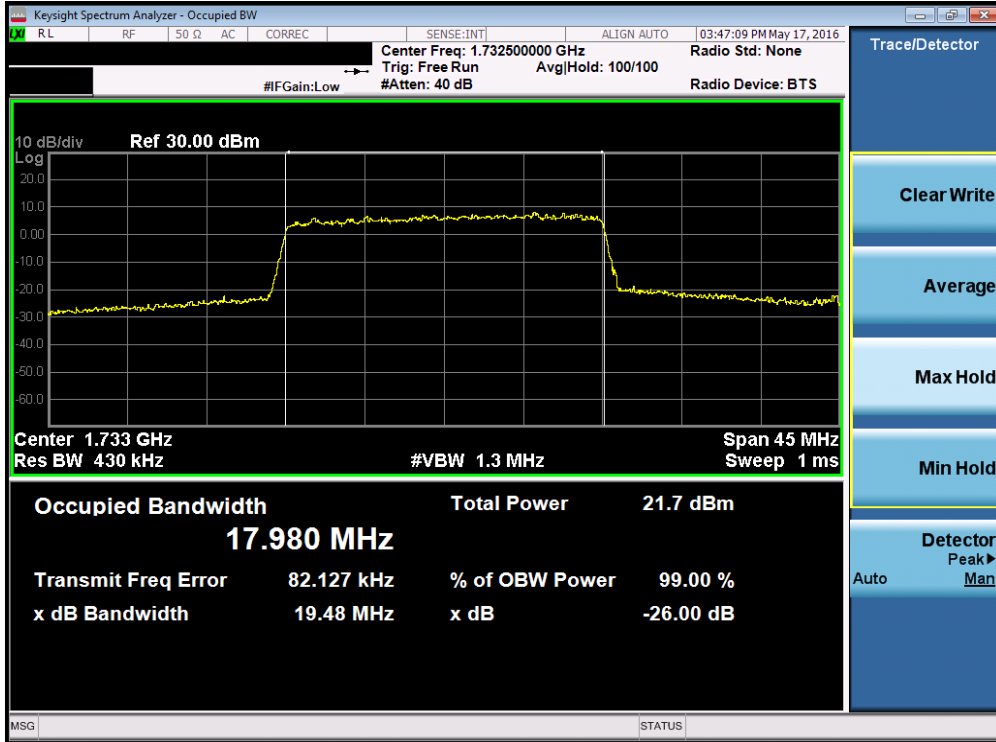


Plot 7-29. Occupied Bandwidth Plot (Band 4 – 15.0MHz QPSK – RB Size 75)

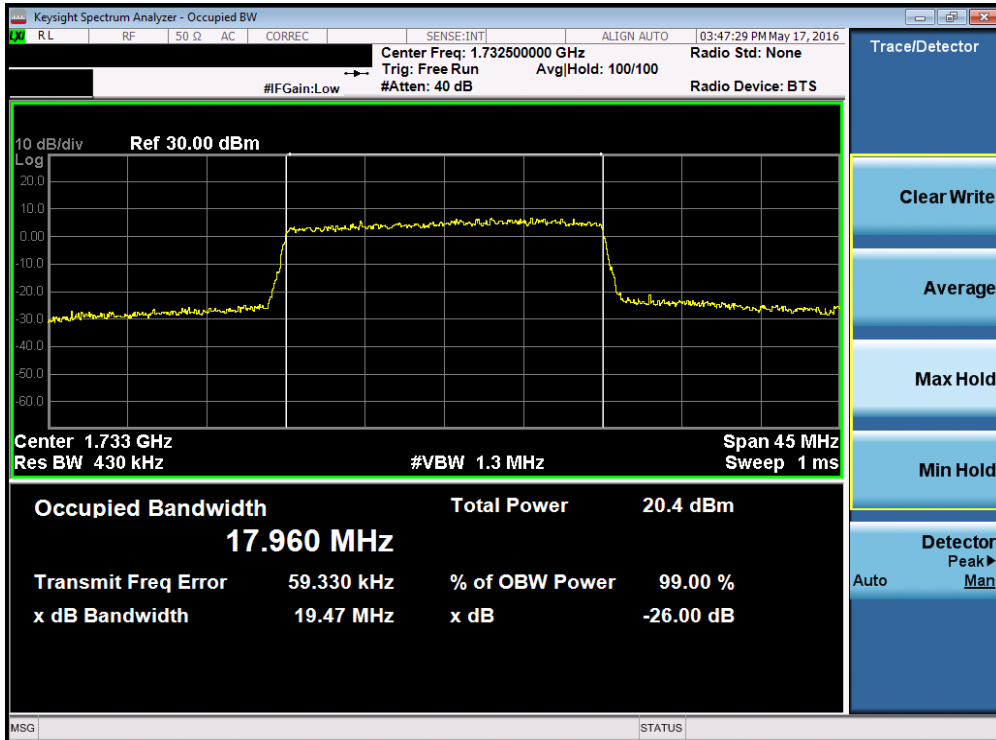


Plot 7-30. Occupied Bandwidth Plot (Band 4 – 15.0MHz 16-QAM – RB Size 75)

| | | | | |
|--------------------------------------|-------------------------------|--|--|---------------------------------|
| FCC ID: ZNFUS610 | | FCC Pt. 22, 24, & 27 LTE MEASUREMENT REPORT (CERTIFICATION) | | Reviewed by: Quality Manager |
| Test Report S/N: 0Y1605160919.ZNF | Test Dates: 5/16-5/26/2016 | EUT Type: Portable Handset | | Page 29 of 143 |

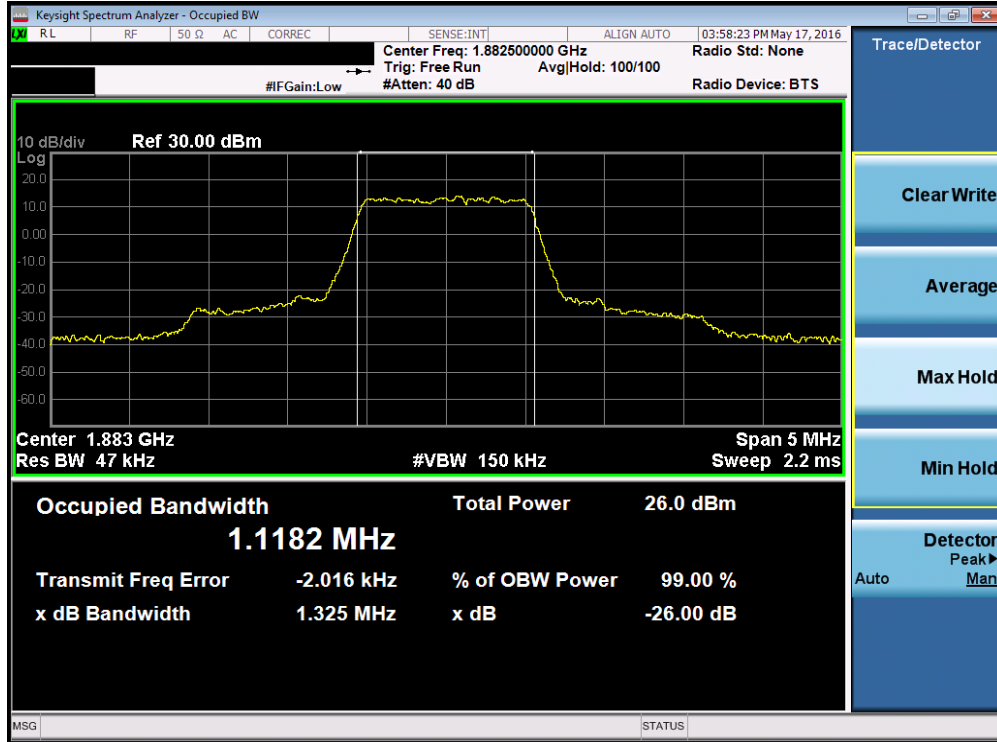


Plot 7-31. Occupied Bandwidth Plot (Band 4 – 20.0MHz QPSK – RB Size 100)

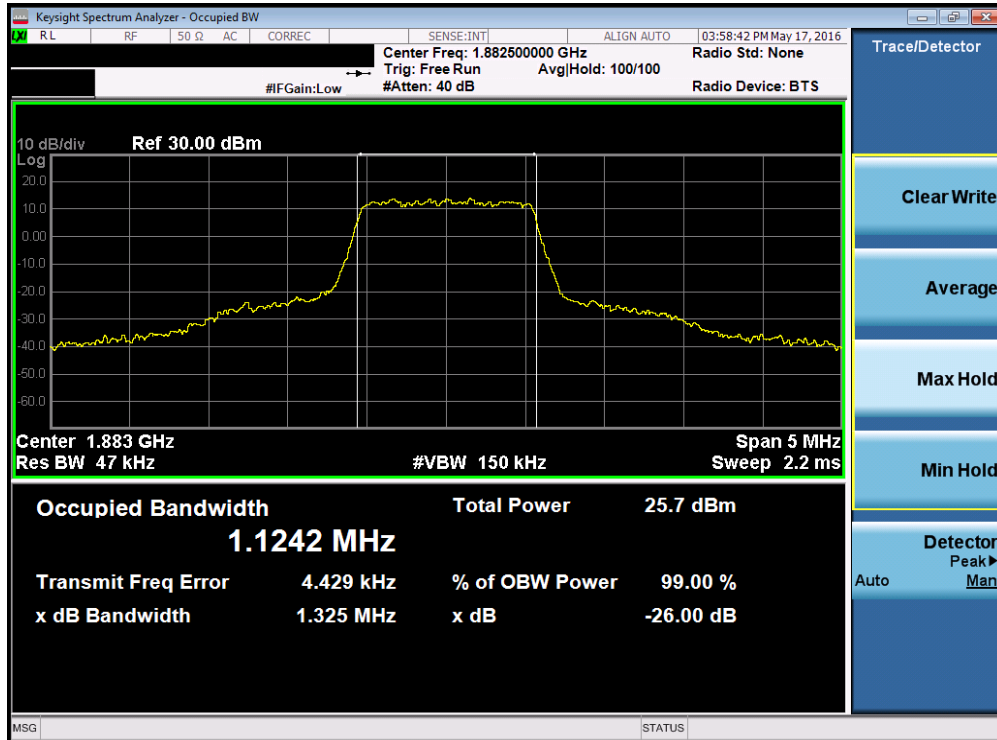


Plot 7-32. Occupied Bandwidth Plot (Band 4 – 20.0MHz 16-QAM – RB Size 100)

| | | | | |
|--------------------------------------|-------------------------------|--|--|---------------------------------|
| FCC ID: ZNFUS610 | | FCC Pt. 22, 24, & 27 LTE MEASUREMENT REPORT (CERTIFICATION) | | Reviewed by: Quality Manager |
| Test Report S/N: 0Y1605160919.ZNF | Test Dates: 5/16-5/26/2016 | EUT Type: Portable Handset | | Page 30 of 143 |

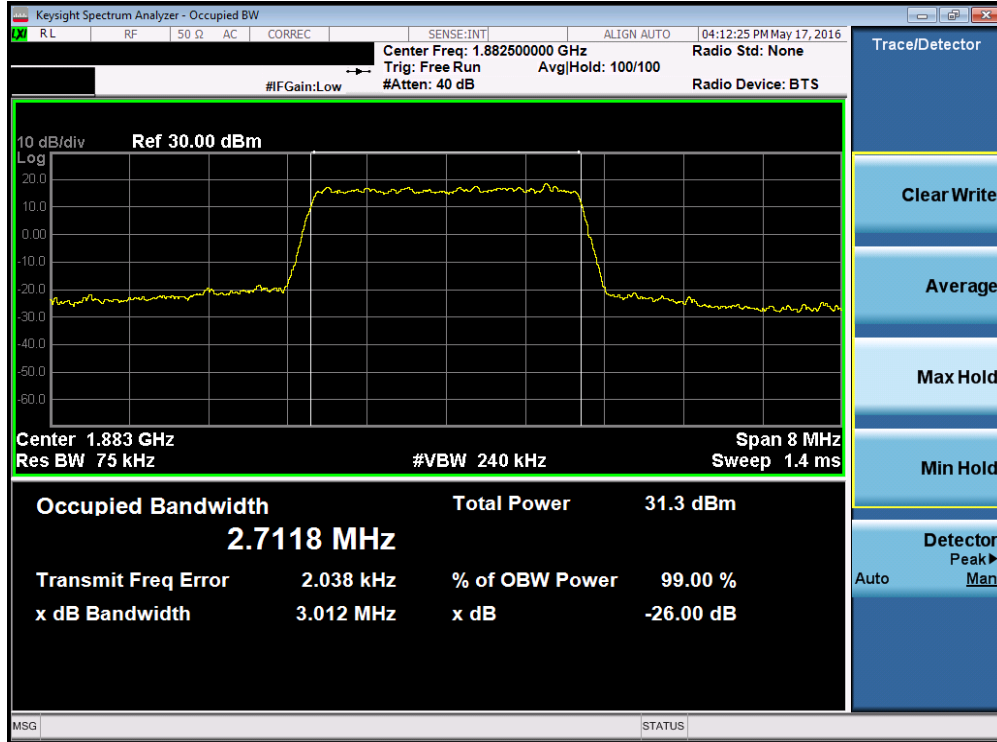


Plot 7-33. Occupied Bandwidth Plot (Band 2/25 – 1.4MHz QPSK – RB Size 6)

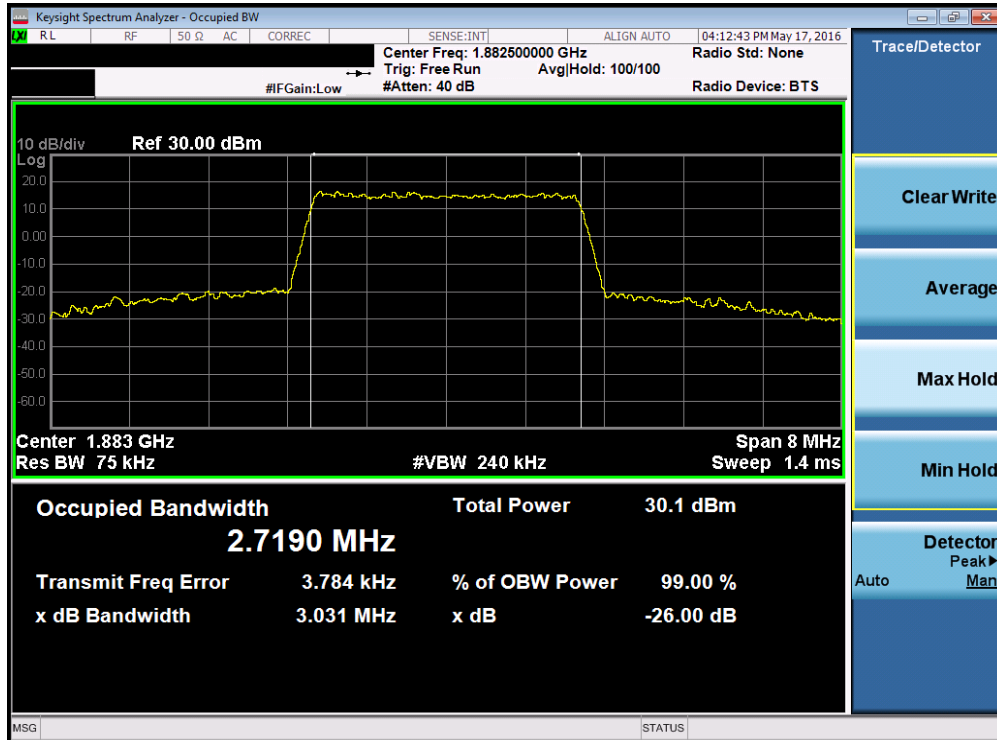


Plot 7-34. Occupied Bandwidth Plot (Band 2/25 – 1.4MHz 16-QAM – RB Size 6)

| | | | | |
|--------------------------------------|-------------------------------|--|--|---------------------------------|
| FCC ID: ZNFUS610 | | FCC Pt. 22, 24, & 27 LTE MEASUREMENT REPORT (CERTIFICATION) | | Reviewed by: Quality Manager |
| Test Report S/N: 0Y1605160919.ZNF | Test Dates: 5/16-5/26/2016 | EUT Type: Portable Handset | | Page 31 of 143 |

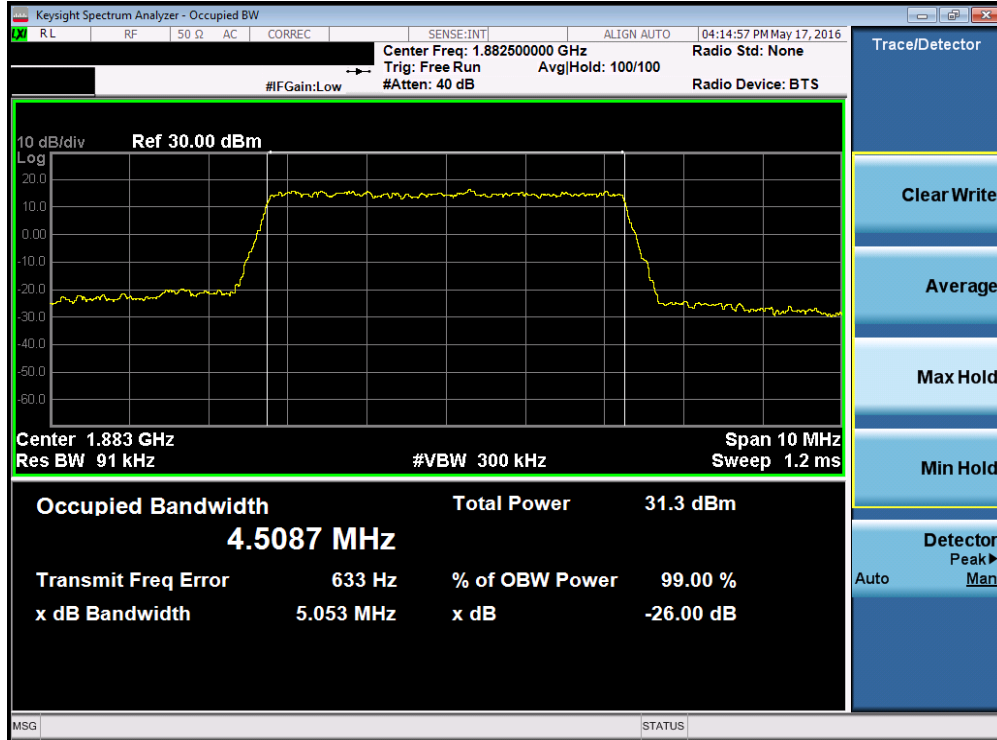


Plot 7-35. Occupied Bandwidth Plot (Band 2/25 - 3.0MHz QPSK - RB Size 15)

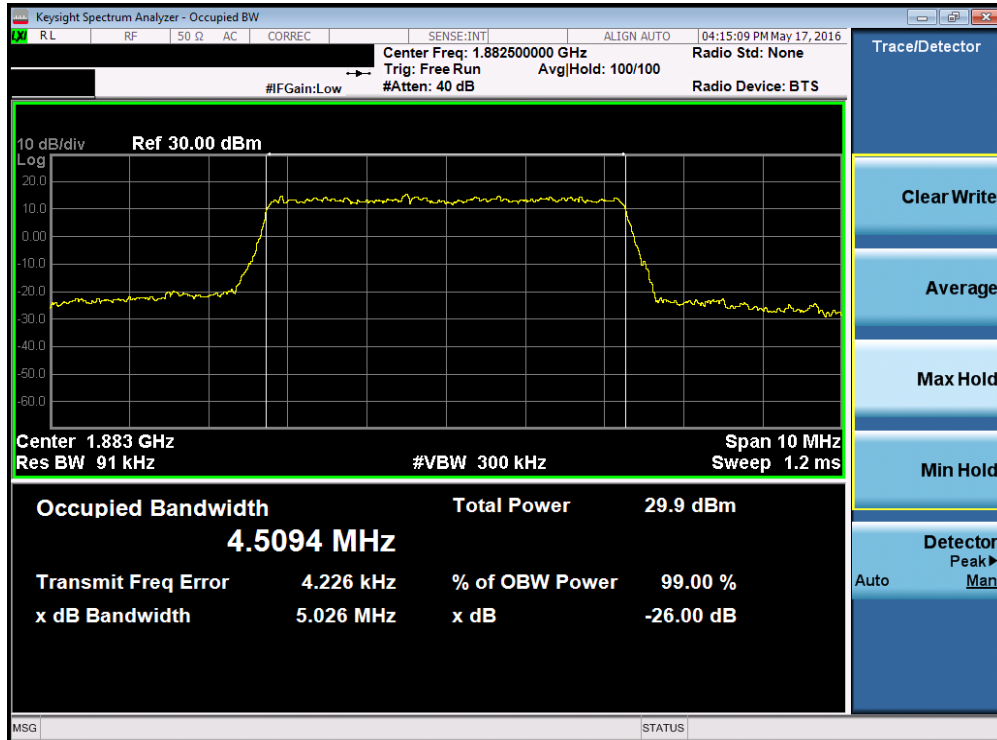


Plot 7-36. Occupied Bandwidth Plot (Band 2/25 - 3.0MHz 16-QAM - RB Size 15)

| | | | | |
|--------------------------------------|-------------------------------------|---|----|---------------------------------|
| FCC ID: ZNFUS610 | PCTEST ENGINEERING LABORATORY, INC. | FCC Pt. 22, 24, & 27 LTE MEASUREMENT REPORT (CERTIFICATION) | LG | Reviewed by: Quality Manager |
| Test Report S/N: 0Y1605160919.ZNF | Test Dates: 5/16-5/26/2016 | EUT Type: Portable Handset | | Page 32 of 143 |

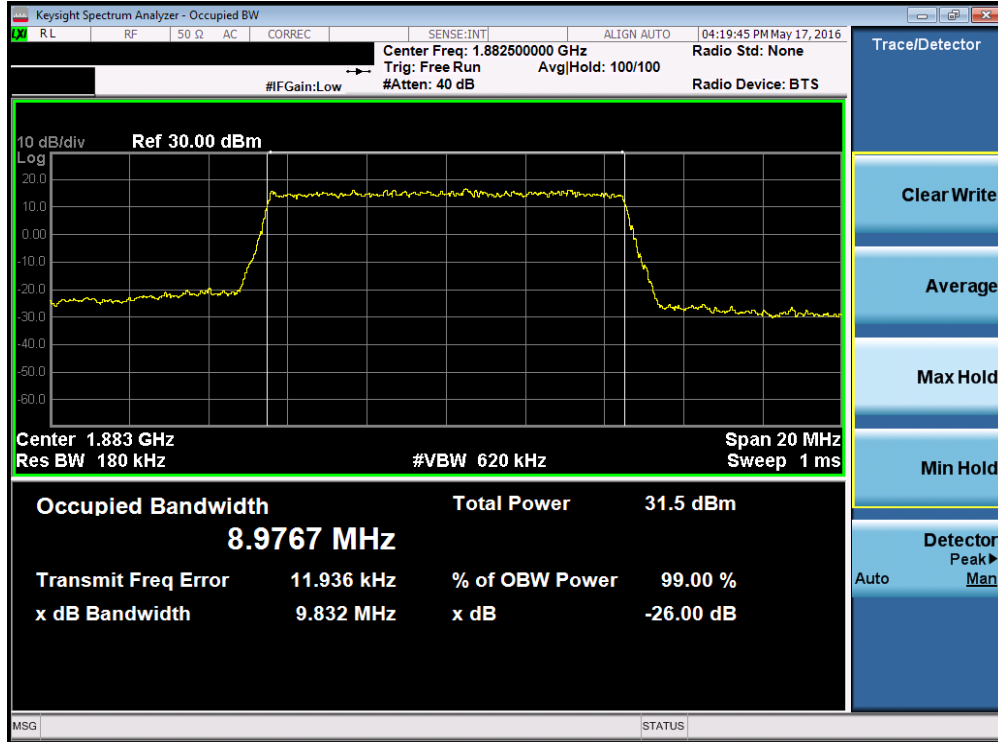


Plot 7-37. Occupied Bandwidth Plot (Band 2/25 – 5.0MHz QPSK – RB Size 25)

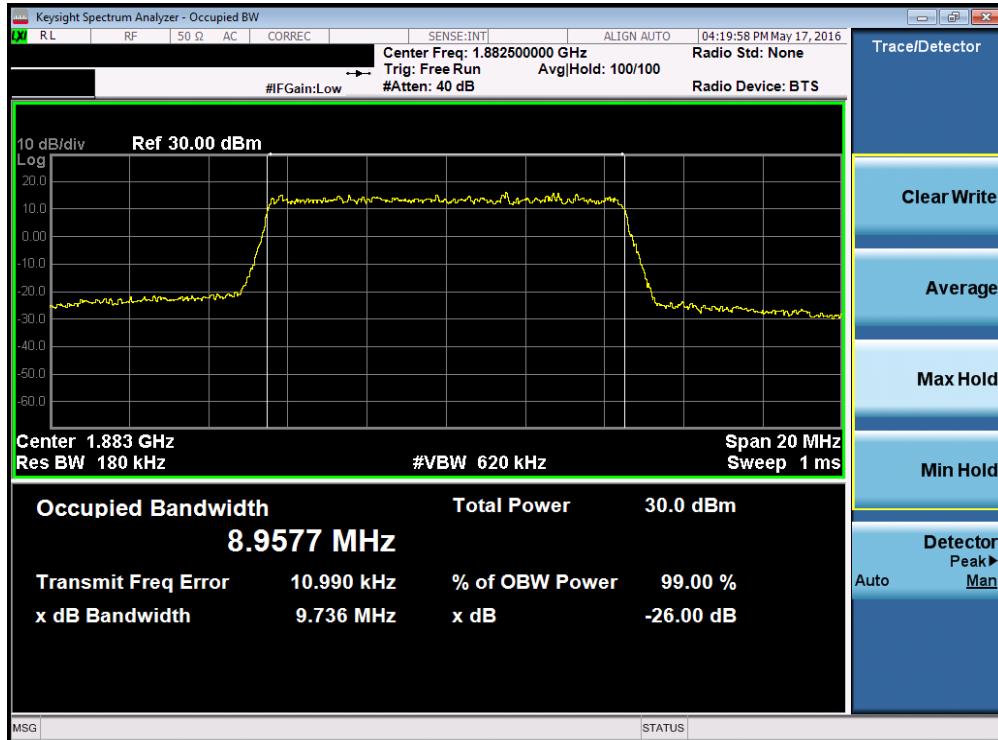


Plot 7-38. Occupied Bandwidth Plot (Band 2/25 – 5.0MHz 16-QAM – RB Size 25)

| | | | | |
|--------------------------------------|-------------------------------|--|--|---------------------------------|
| FCC ID: ZNFUS610 | | FCC Pt. 22, 24, & 27 LTE MEASUREMENT REPORT (CERTIFICATION) | | Reviewed by: Quality Manager |
| Test Report S/N: 0Y1605160919.ZNF | Test Dates: 5/16-5/26/2016 | EUT Type: Portable Handset | | Page 33 of 143 |

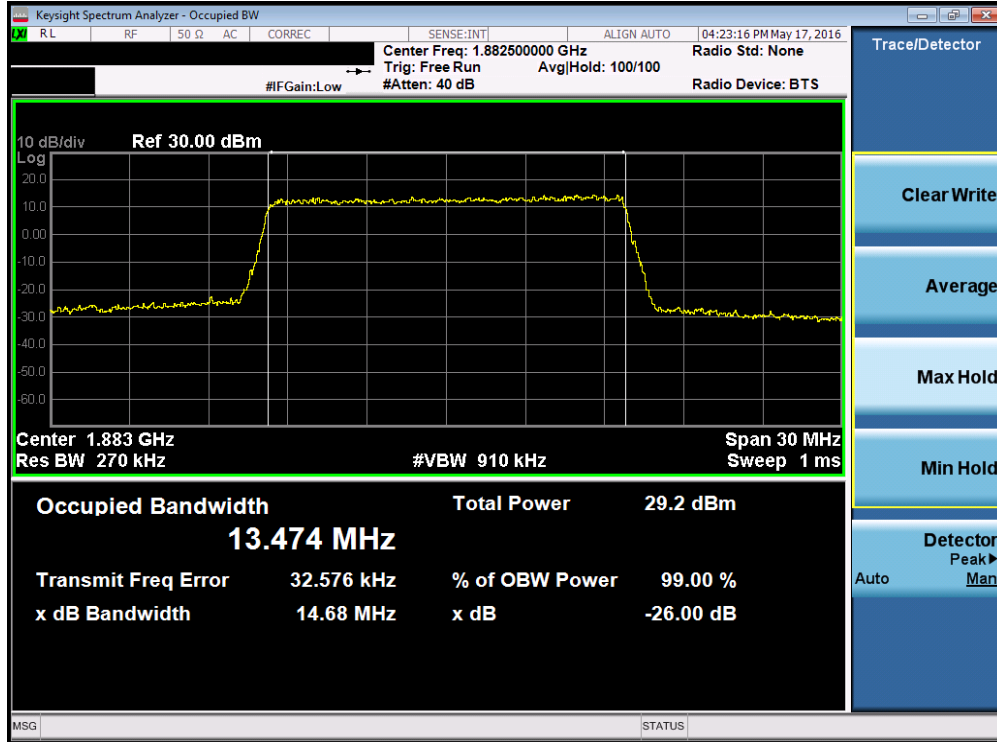


Plot 7-39. Occupied Bandwidth Plot (Band 2/25 – 10.0MHz QPSK – RB Size 50)

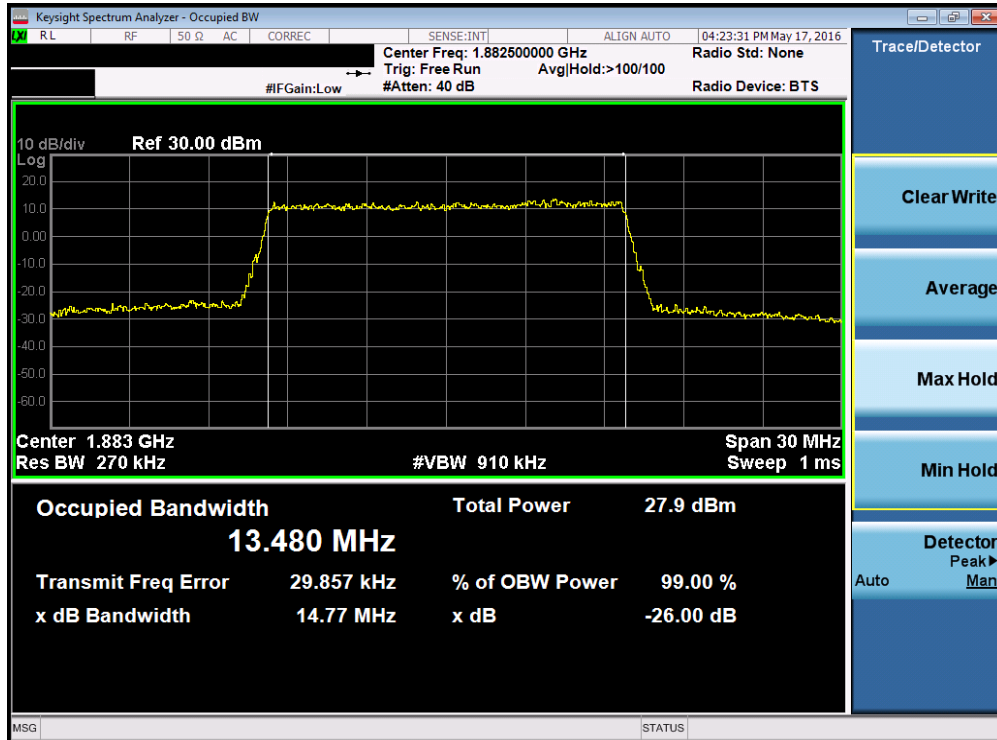


Plot 7-40. Occupied Bandwidth Plot (Band 2/25 – 10.0MHz 16-QAM – RB Size 50)

| | | | | |
|--------------------------------------|-------------------------------|--|--|---------------------------------|
| FCC ID: ZNFUS610 | | FCC Pt. 22, 24, & 27 LTE MEASUREMENT REPORT (CERTIFICATION) | | Reviewed by: Quality Manager |
| Test Report S/N: 0Y1605160919.ZNF | Test Dates: 5/16-5/26/2016 | EUT Type: Portable Handset | | Page 34 of 143 |

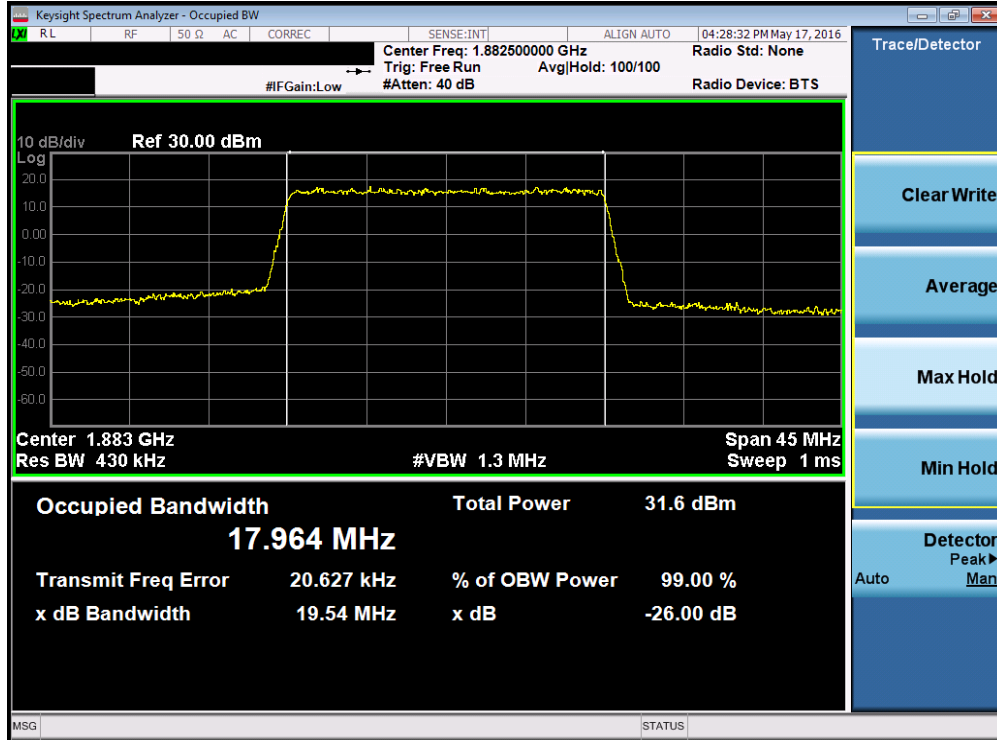


Plot 7-41. Occupied Bandwidth Plot (Band 2/25 – 15.0MHz QPSK – RB Size 75)

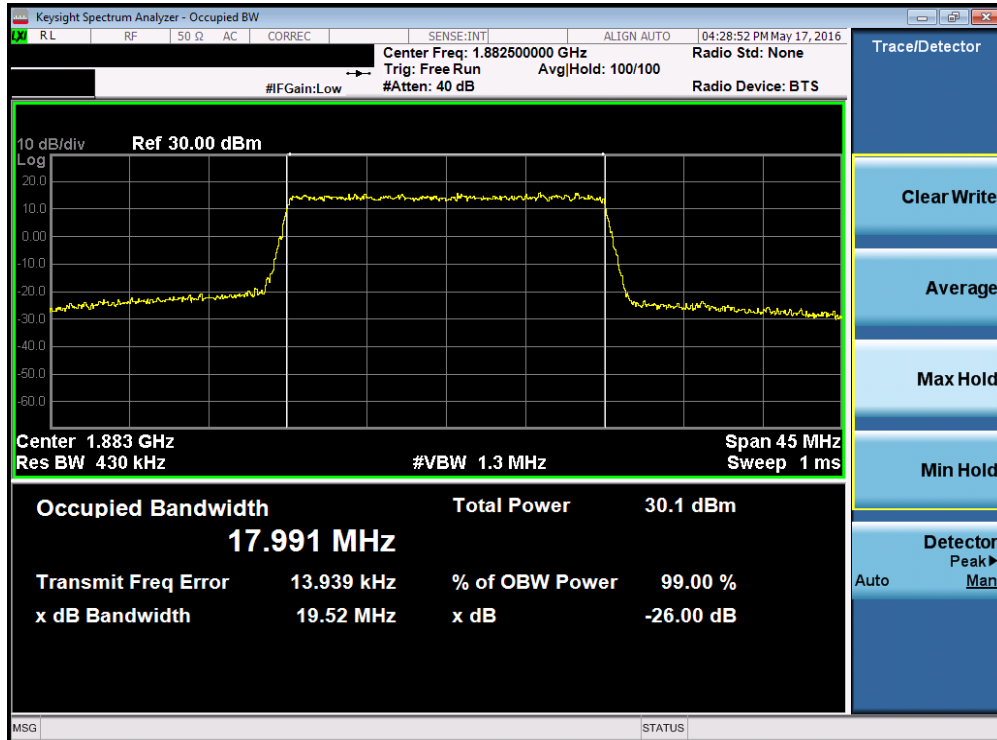


Plot 7-42. Occupied Bandwidth Plot (Band 2/25 – 15.0MHz 16-QAM – RB Size 75)

| | | | | |
|--------------------------------------|-------------------------------|--|--|---------------------------------|
| FCC ID: ZNFUS610 | | FCC Pt. 22, 24, & 27 LTE MEASUREMENT REPORT (CERTIFICATION) | | Reviewed by: Quality Manager |
| Test Report S/N: 0Y1605160919.ZNF | Test Dates: 5/16-5/26/2016 | EUT Type: Portable Handset | | Page 35 of 143 |



Plot 7-43. Occupied Bandwidth Plot (Band 2/25 – 20.0MHz QPSK – RB Size 100)



Plot 7-44. Occupied Bandwidth Plot (Band 2/25 – 20.0MHz 16-QAM – RB Size 100)

| | | | | |
|--------------------------------------|-------------------------------|--|--|---------------------------------|
| FCC ID: ZNFUS610 | | FCC Pt. 22, 24, & 27 LTE MEASUREMENT REPORT (CERTIFICATION) | | Reviewed by: Quality Manager |
| Test Report S/N: 0Y1605160919.ZNF | Test Dates: 5/16-5/26/2016 | EUT Type: Portable Handset | | Page 36 of 143 |

7.3 Spurious and Harmonic Emissions at Antenna Terminal

§2.1051 §22.917(a) §24.238(a) §27.53(c.2) §27.53(g) §27.53(h)

Test Overview

The level of the carrier and the various conducted spurious and harmonic frequencies is measured by means of a calibrated spectrum analyzer. The spectrum is scanned from the lowest frequency generated in the equipment up to a frequency including its 10th harmonic. All out of band emissions are measured with a spectrum analyzer connected to the antenna terminal of the EUT while the EUT is operating at its maximum duty cycle, at maximum power, and at the appropriate frequencies. All data rates were investigated to determine the worst case configuration. All modes of operation were investigated and the worst case configuration results are reported in this section.

The minimum permissible attenuation level of any spurious emission is $43 + \log_{10}(P_{[Watts]})$, where P is the transmitter power in Watts.

Test Procedure Used

KDB 971168 D01 v02r02 – Section 6.0

Test Settings

1. Start frequency was set to 30MHz and stop frequency was set to at least 10 * the fundamental frequency (separated into at least two plots per channel)
2. Detector = RMS
3. Trace mode = trace average
4. Sweep time = auto couple
5. The trace was allowed to stabilize
6. Please see test notes below for RBW and VBW settings

Test Setup

The EUT and measurement equipment were set up as shown in the diagram below.

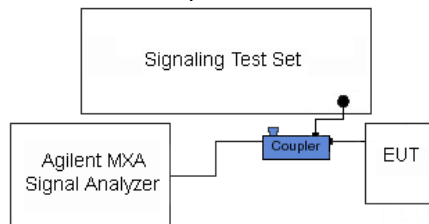


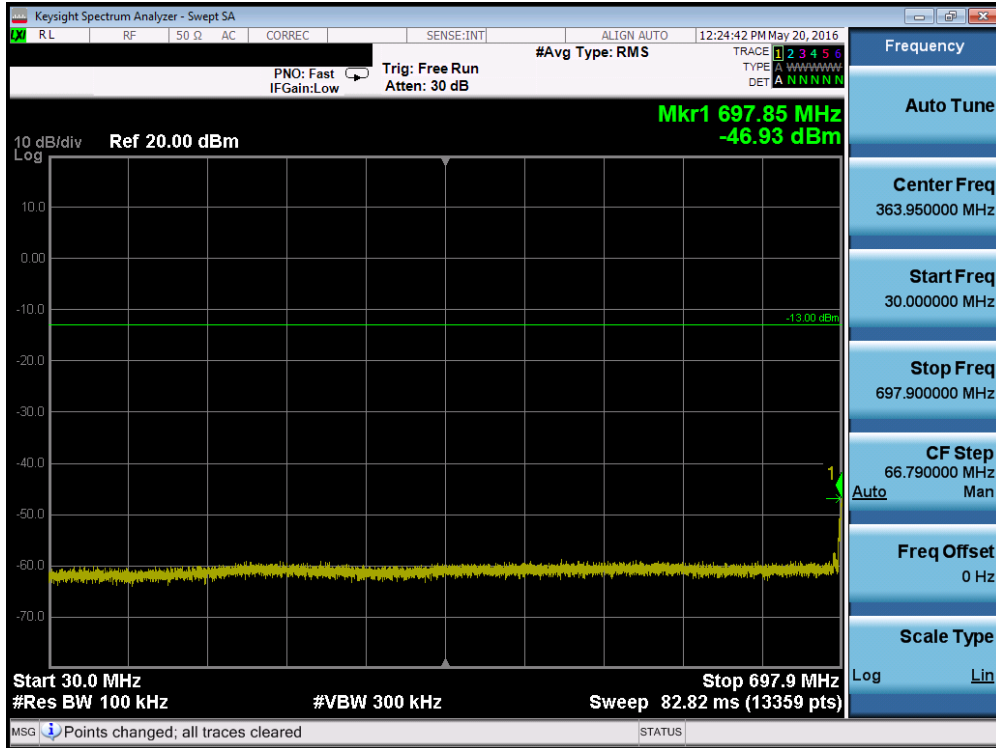


Figure 7-2. Test Instrument & Measurement Setup

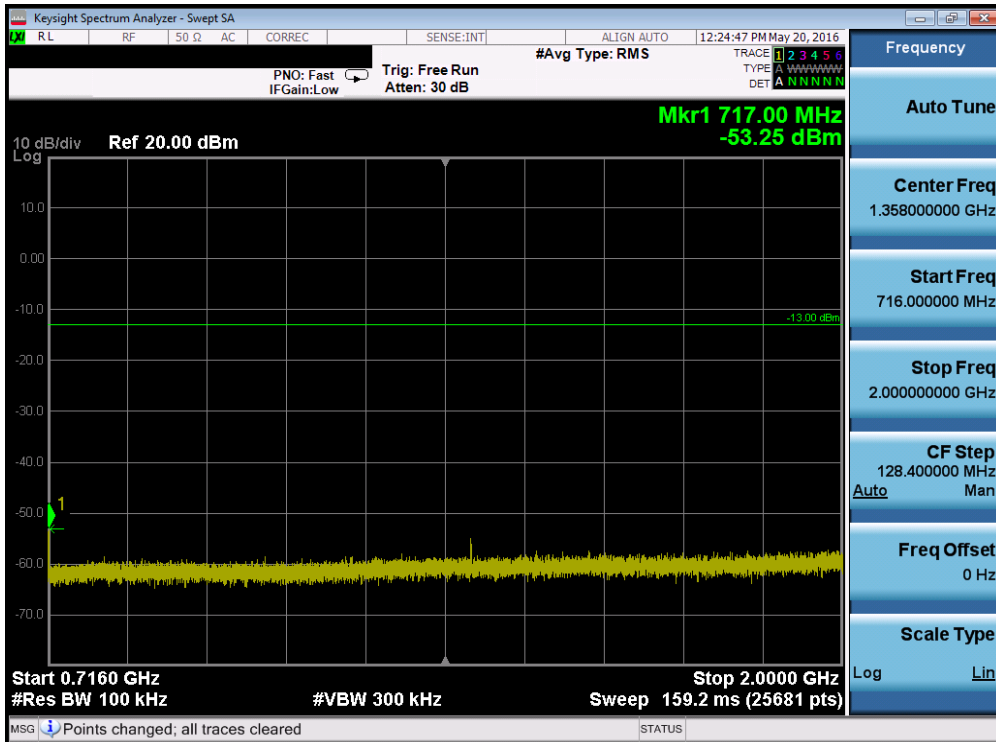
Test Notes

Compliance with the applicable limits is based on the use of measurement instrumentation employing a resolution bandwidth of 100 kHz or greater for frequencies less than 1 GHz and 1 MHz or greater for frequencies greater than 1 GHz. However, in the 1 MHz bands immediately outside and adjacent to the frequency block a resolution bandwidth of at least one percent of the emission bandwidth of the fundamental emission of the transmitter may be employed. The emission bandwidth is defined as the width of the signal between two points, one below the carrier center frequency and one above the carrier center frequency, outside of which all emission are attenuated at least 26 dB below the transmitter power.

| | | | | |
|--------------------------------------|---|--|---|---------------------------------|
| FCC ID: ZNFUS610 |  | FCC Pt. 22, 24, & 27 LTE MEASUREMENT REPORT (CERTIFICATION) |  | Reviewed by: Quality Manager |
| Test Report S/N: 0Y1605160919.ZNF | Test Dates: 5/16-5/26/2016 | EUT Type: Portable Handset | | Page 37 of 143 |

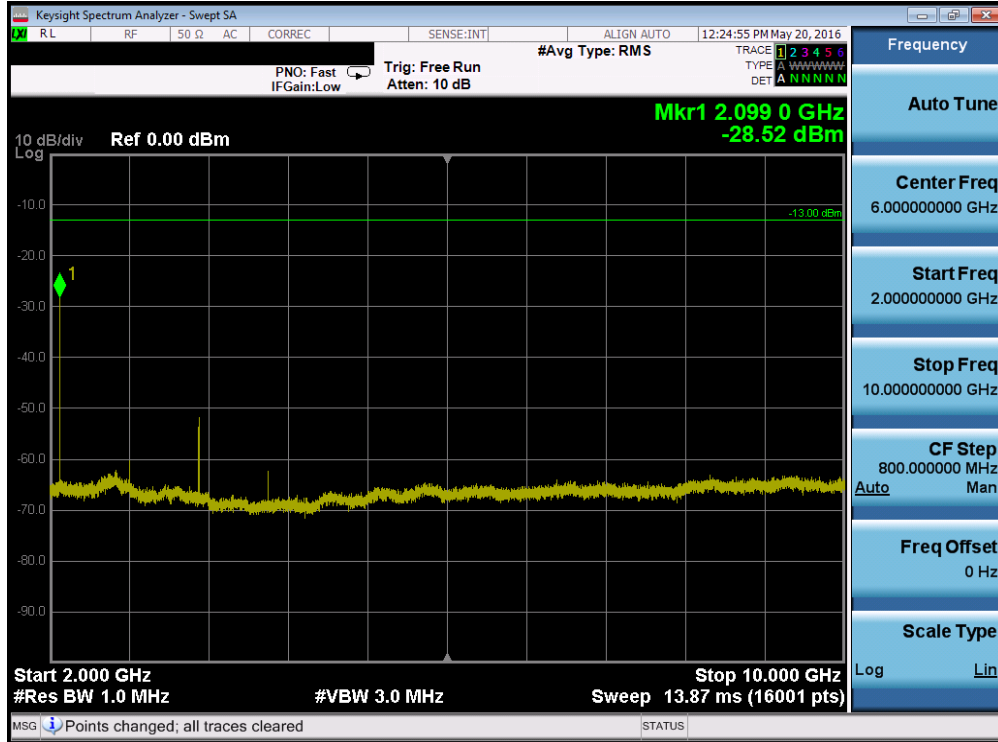


Plot 7-45. Conducted Spurious Plot (Band 12/17 – 10.0MHz QPSK – RB Size 1, RB Offset 0– Low Channel)

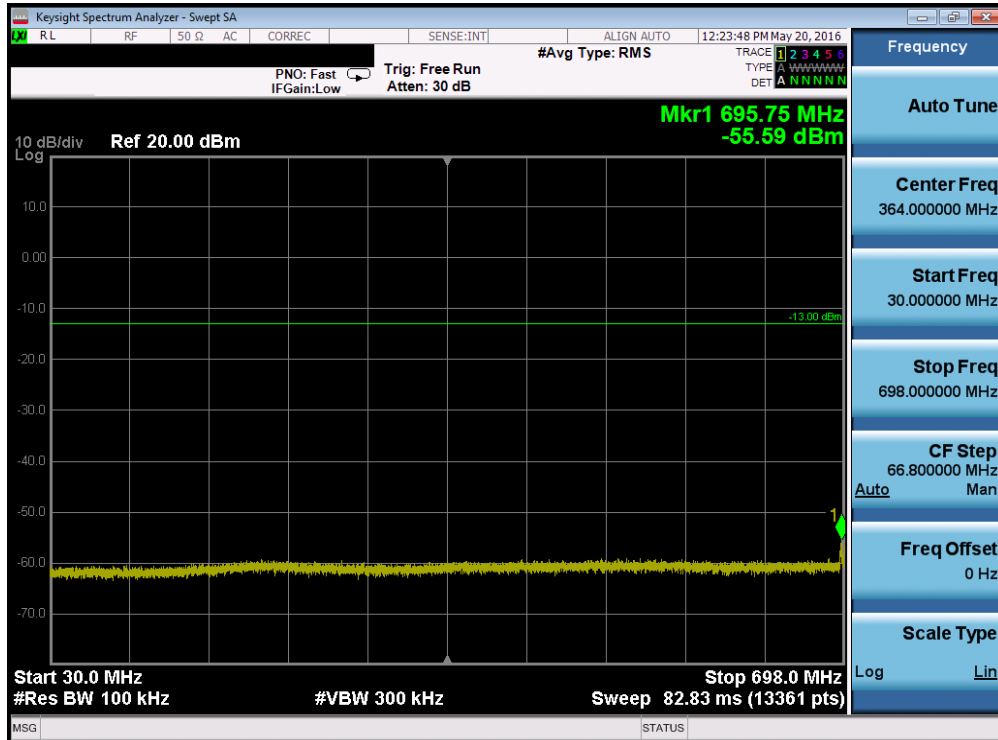


Plot 7-46. Conducted Spurious Plot (Band 12/17 – 10.0MHz QPSK – RB Size 1, RB Offset 0 – Low Channel)

| | | | | |
|--------------------------------------|--|--|----|---------------------------------|
| FCC ID: ZNFUS610 | PCTEST ENGINEERING LABORATORY, INC. | FCC Pt. 22, 24, & 27 LTE MEASUREMENT REPORT (CERTIFICATION) | LG | Reviewed by: Quality Manager |
| Test Report S/N: 0Y1605160919.ZNF | Test Dates: 5/16-5/26/2016 | EUT Type: Portable Handset | | Page 38 of 143 |

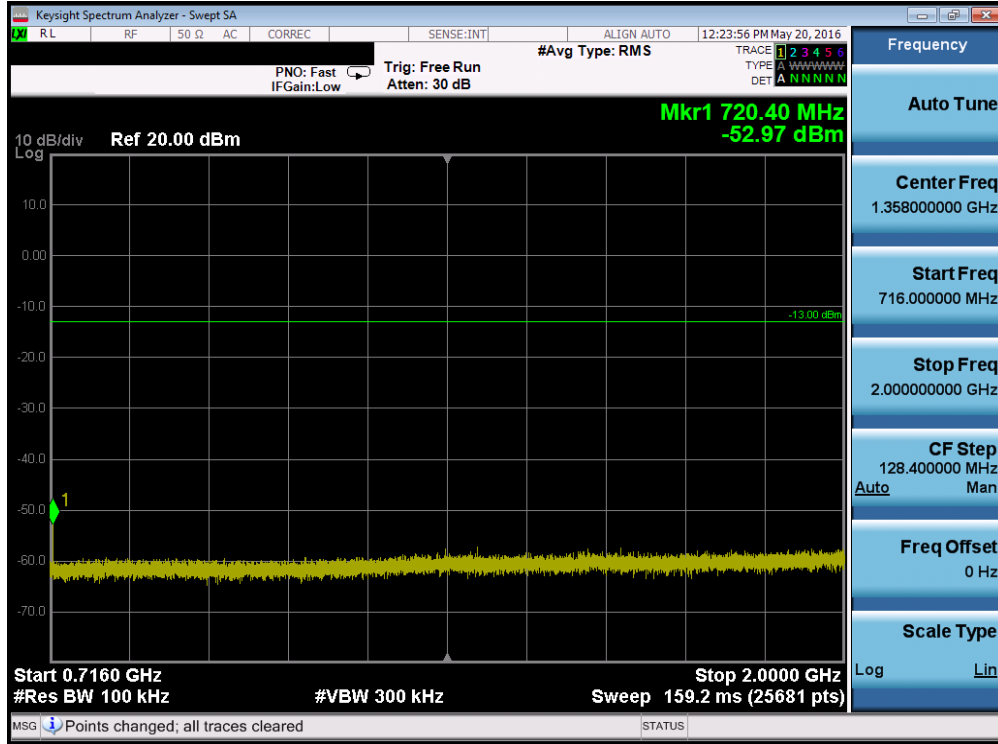


Plot 7-47. Conducted Spurious Plot (Band 12/17 – 10.0MHz QPSK – RB Size 1, RB Offset 0 – Low Channel)

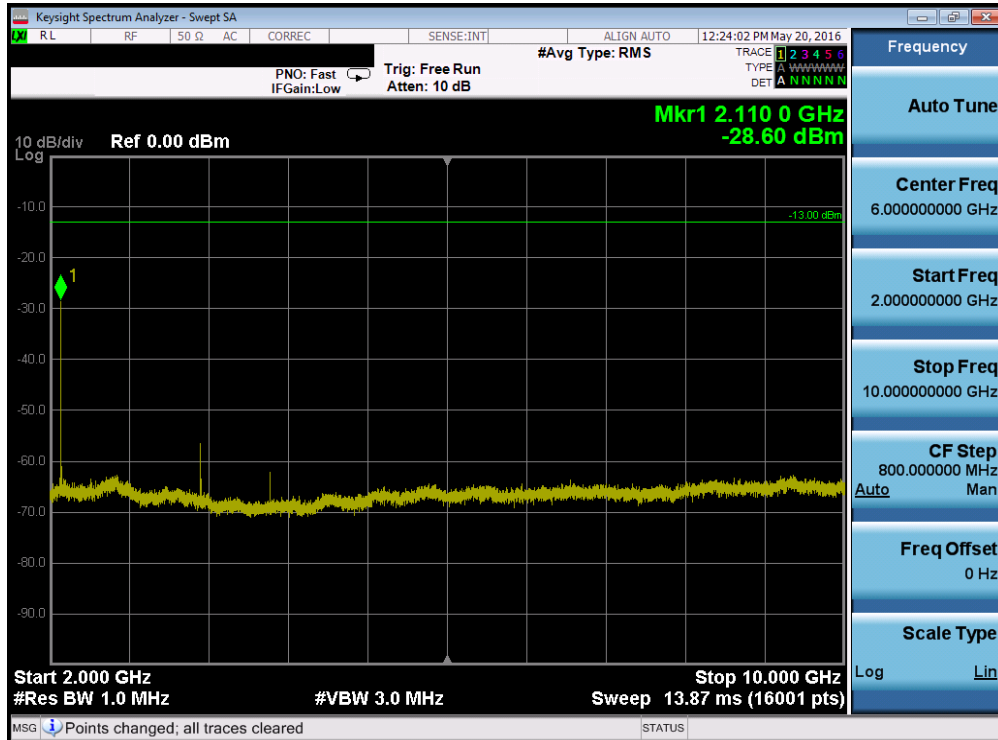


Plot 7-48. Conducted Spurious Plot (Band 12/17 – 10.0MHz QPSK – RB Size 1, RB Offset 0 – Mid Channel)

| | | | | |
|--------------------------------------|--|--|----|---------------------------------|
| FCC ID: ZNFUS610 | PCTEST ENGINEERING LABORATORY, INC. | FCC Pt. 22, 24, & 27 LTE MEASUREMENT REPORT (CERTIFICATION) | LG | Reviewed by: Quality Manager |
| Test Report S/N: 0Y1605160919.ZNF | Test Dates: 5/16-5/26/2016 | EUT Type: Portable Handset | | Page 39 of 143 |

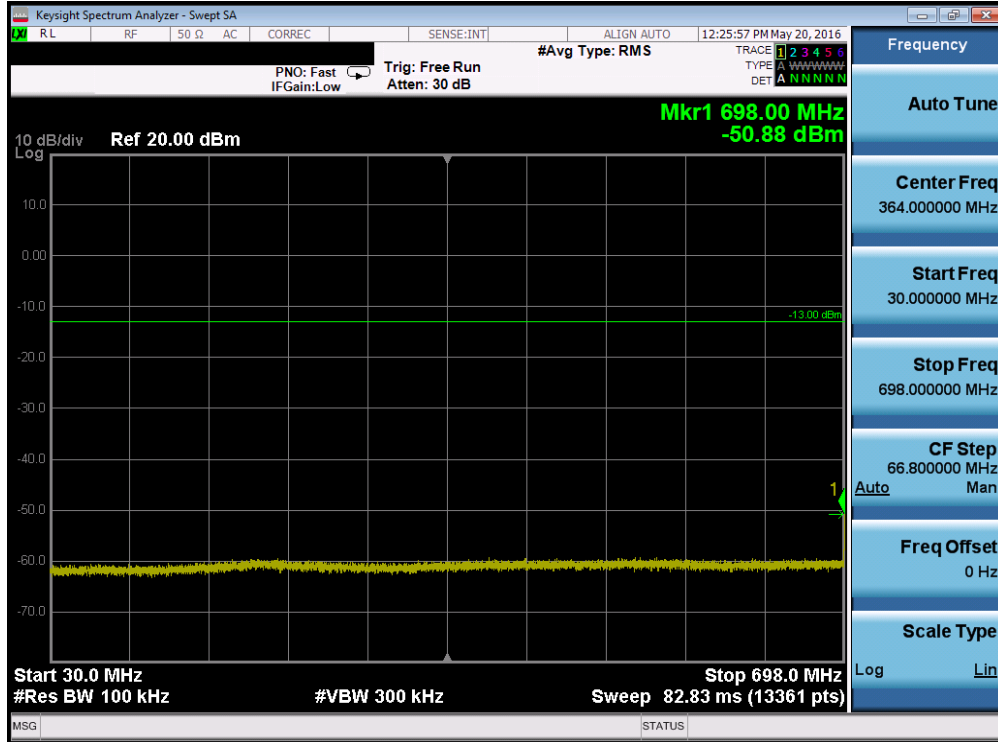


Plot 7-49. Conducted Spurious Plot (Band 12/17 – 10.0MHz QPSK – RB Size 1, RB Offset 0 – Mid Channel)

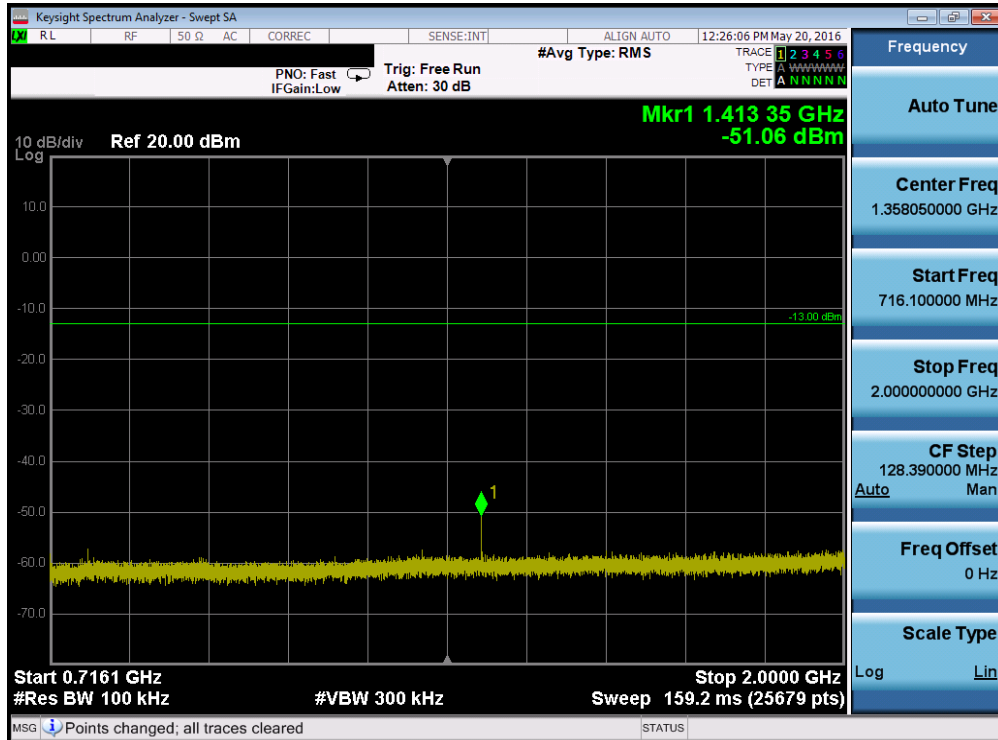


Plot 7-50. Conducted Spurious Plot (Band 12/17 – 10.0MHz QPSK – RB Size 1, RB Offset 0 – Mid Channel)

| | | | | |
|--------------------------------------|---|--|----|---------------------------------|
| FCC ID: ZNFUS610 | PCTEST ENGINEERING LABORATORY, INC. | FCC Pt. 22, 24, & 27 LTE MEASUREMENT REPORT (CERTIFICATION) | LG | Reviewed by: Quality Manager |
| Test Report S/N: 0Y1605160919.ZNF | Test Dates: 5/16-5/26/2016 | EUT Type: Portable Handset | | Page 40 of 143 |

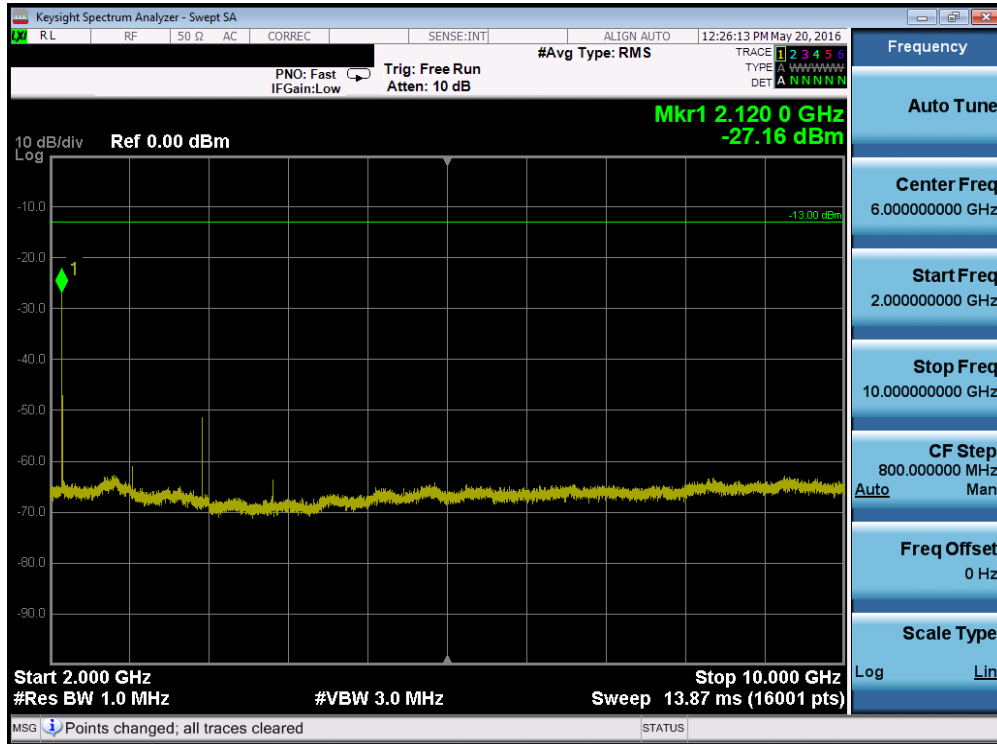


Plot 7-51. Conducted Spurious Plot (Band 12/17 – 10.0MHz QPSK – RB Size 1, RB Offset 0 – High Channel)

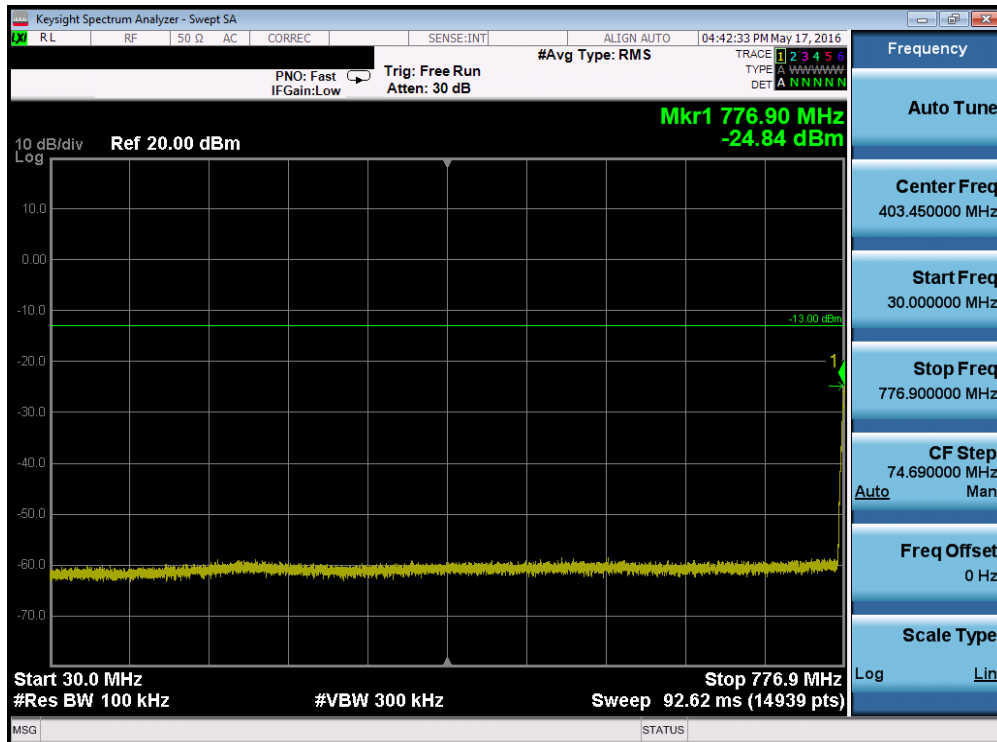


Plot 7-52. Conducted Spurious Plot (Band 12/17 – 10.0MHz QPSK – RB Size 1, RB Offset 0 – High Channel)

| | | | | |
|-----------------------------------|-------------------------------------|---|----|------------------------------|
| FCC ID: ZNFUS610 | PCTEST ENGINEERING LABORATORY, INC. | FCC Pt. 22, 24, & 27 LTE MEASUREMENT REPORT (CERTIFICATION) | LG | Reviewed by: Quality Manager |
| Test Report S/N: 0Y1605160919.ZNF | Test Dates: 5/16-5/26/2016 | EUT Type: Portable Handset | | Page 41 of 143 |

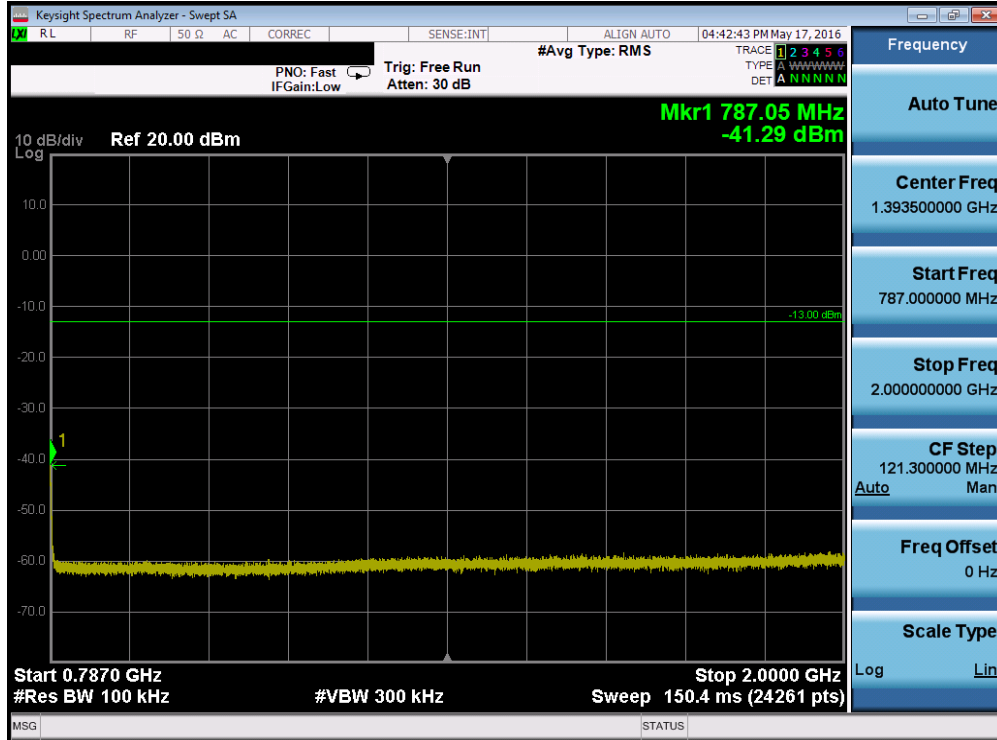


Plot 7-53. Conducted Spurious Plot (Band 12/17 – 10.0MHz QPSK – RB Size 1, RB Offset 0 – High Channel)

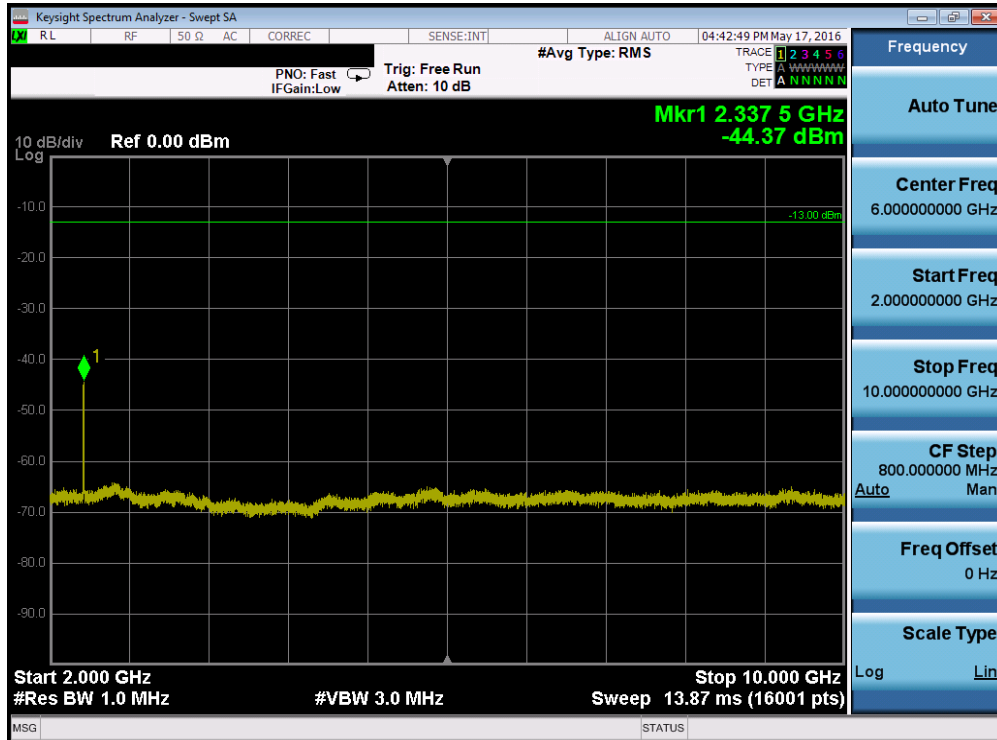


Plot 7-54. Conducted Spurious Plot (Band 13 – 5.0MHz QPSK – RB Size 1, RB Offset 0 – Low Channel)

| | | | | |
|--------------------------------------|--|--|----|---------------------------------|
| FCC ID: ZNFUS610 | PCTEST ENGINEERING LABORATORY, INC. | FCC Pt. 22, 24, & 27 LTE MEASUREMENT REPORT (CERTIFICATION) | LG | Reviewed by: Quality Manager |
| Test Report S/N: 0Y1605160919.ZNF | Test Dates: 5/16-5/26/2016 | EUT Type: Portable Handset | | Page 42 of 143 |

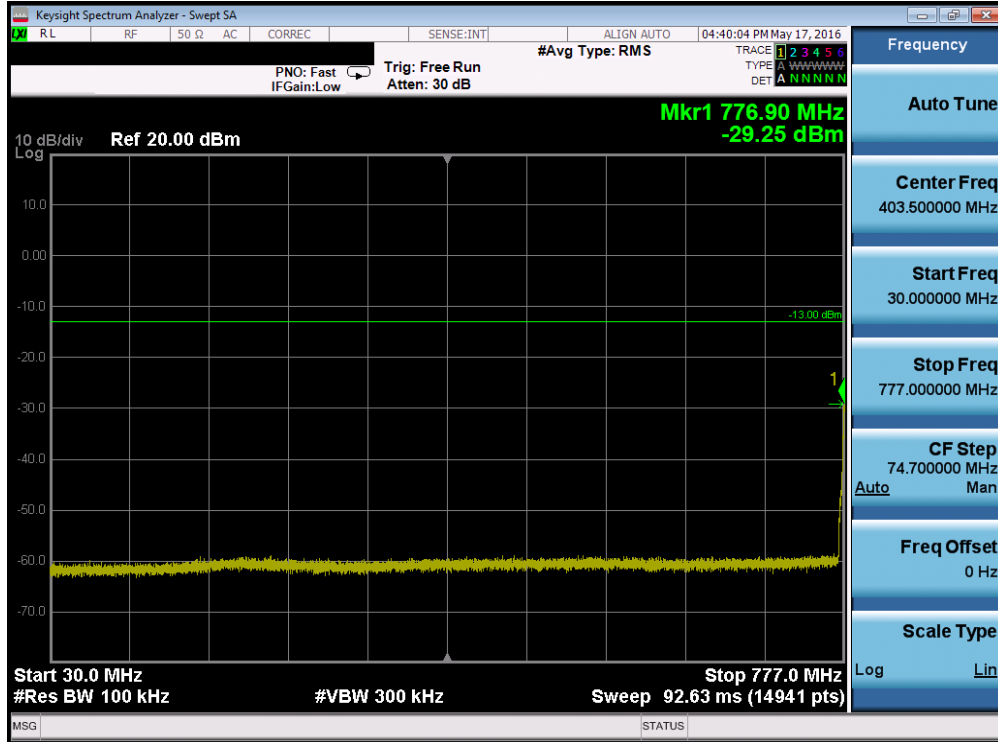


Plot 7-55. Conducted Spurious Plot (Band 13 – 5.0MHz QPSK – RB Size 1, RB Offset 0 – Low Channel)

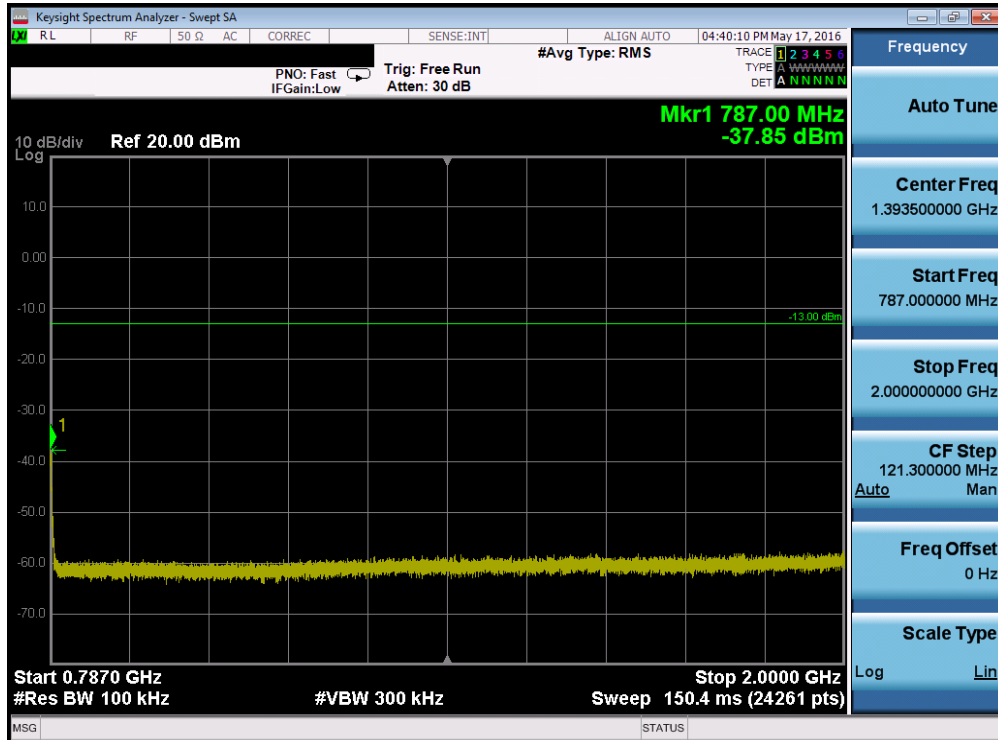


Plot 7-56. Conducted Spurious Plot (Band 13 – 5.0MHz QPSK – RB Size 1, RB Offset 0 – Low Channel)

| | | | | |
|--------------------------------------|-------------------------------|---|--|---------------------------------|
| FCC ID: ZNFUS610 | | FCC Pt. 22, 24, & 27 LTE MEASUREMENT REPORT (CERTIFICATION) | | Reviewed by: Quality Manager |
| Test Report S/N: 0Y1605160919.ZNF | Test Dates: 5/16-5/26/2016 | EUT Type: Portable Handset | | Page 43 of 143 |

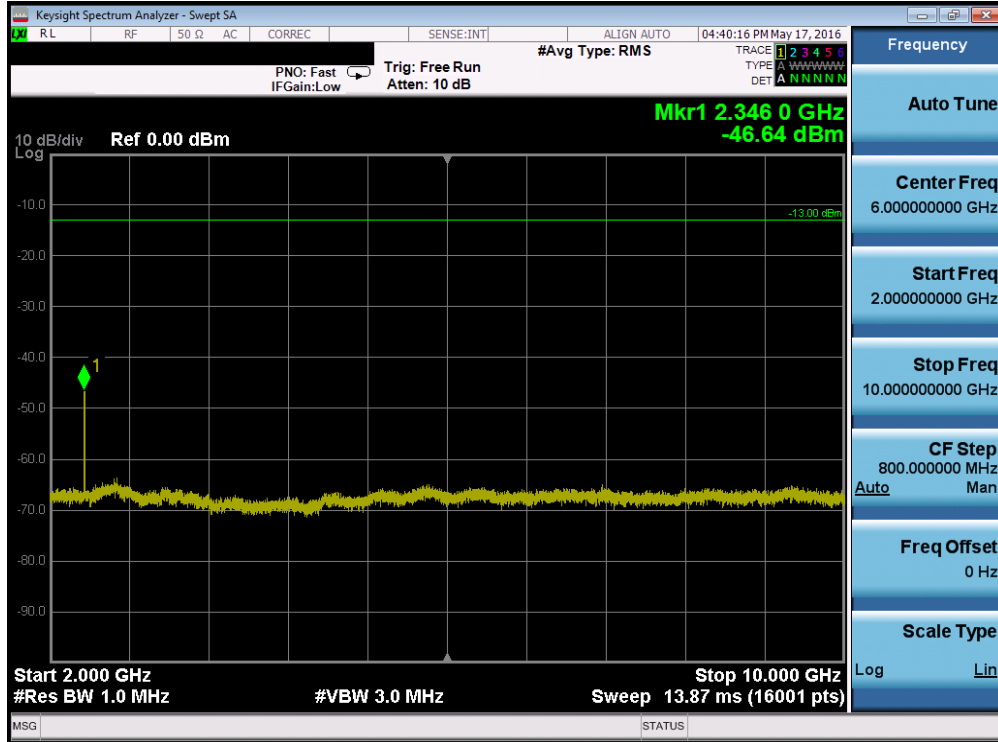


Plot 7-57. Conducted Spurious Plot (Band 13 – 5.0MHz QPSK – RB Size 1, RB Offset 0 – Mid Channel)

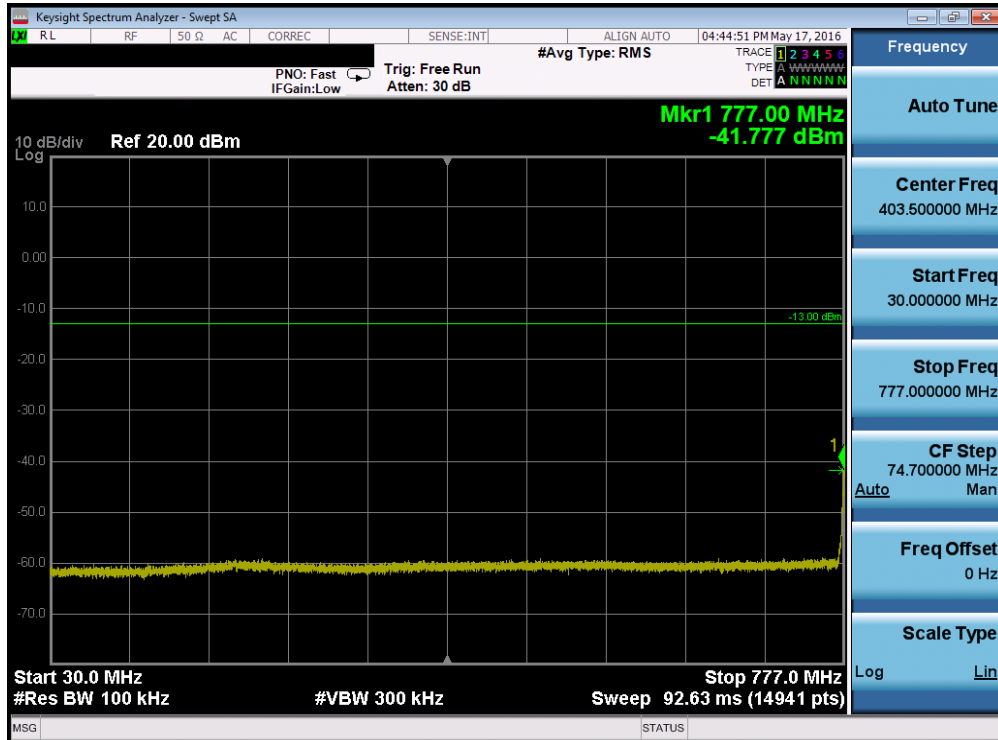


Plot 7-58. Conducted Spurious Plot (Band 13 – 5.0MHz QPSK – RB Size 1, RB Offset 0 – Mid Channel)

| | | | | |
|--------------------------------------|--|--|----|---------------------------------|
| FCC ID: ZNFUS610 | PCTEST ENGINEERING LABORATORY, INC. | FCC Pt. 22, 24, & 27 LTE MEASUREMENT REPORT (CERTIFICATION) | LG | Reviewed by: Quality Manager |
| Test Report S/N: 0Y1605160919.ZNF | Test Dates: 5/16-5/26/2016 | EUT Type: Portable Handset | | Page 44 of 143 |

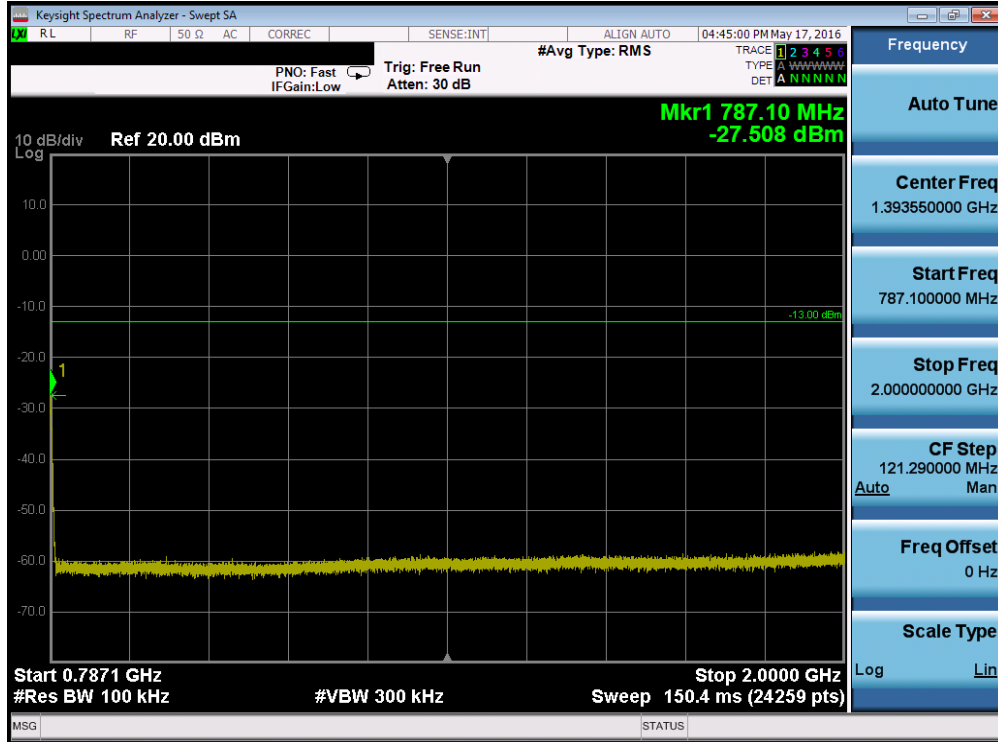


Plot 7-59. Conducted Spurious Plot (Band 13 – 5.0MHz QPSK – RB Size 1, RB Offset 0 – Mid Channel)

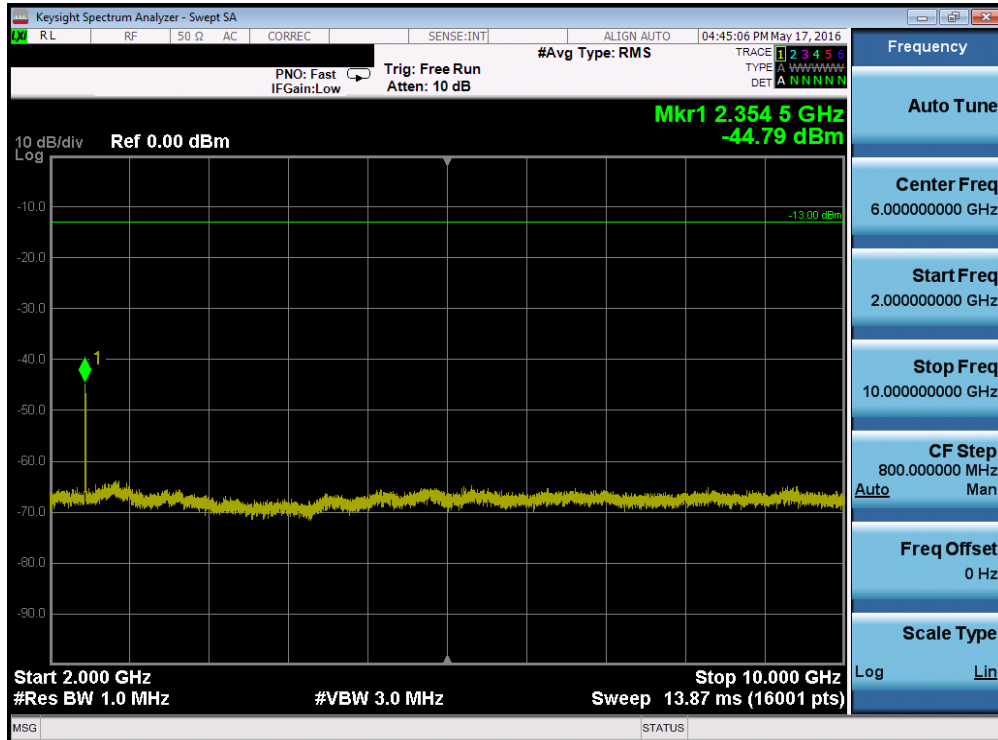


Plot 7-60. Conducted Spurious Plot (Band 13 – 5.0MHz QPSK – RB Size 1, RB Offset 0 – High Channel)

| | | | | |
|--------------------------------------|--|--|----|---------------------------------|
| FCC ID: ZNFUS610 | PCTEST ENGINEERING LABORATORY, INC. | FCC Pt. 22, 24, & 27 LTE MEASUREMENT REPORT (CERTIFICATION) | LG | Reviewed by: Quality Manager |
| Test Report S/N: 0Y1605160919.ZNF | Test Dates: 5/16-5/26/2016 | EUT Type: Portable Handset | | Page 45 of 143 |

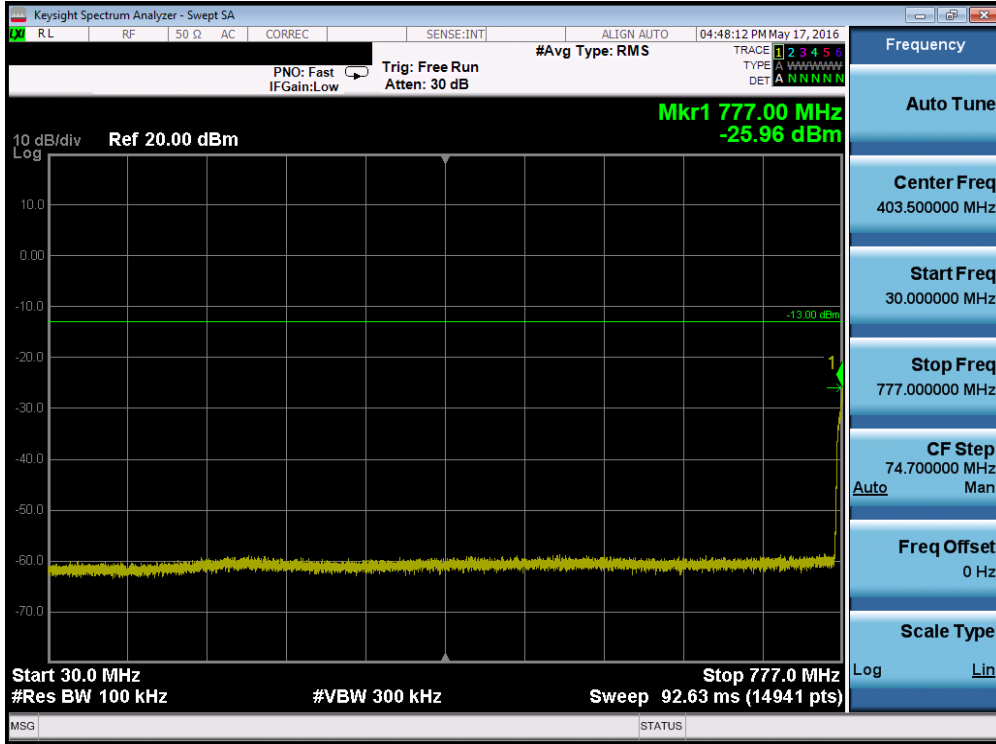


Plot 7-61. Conducted Spurious Plot (Band 13 – 5.0MHz QPSK – RB Size 1, RB Offset 0 – High Channel)

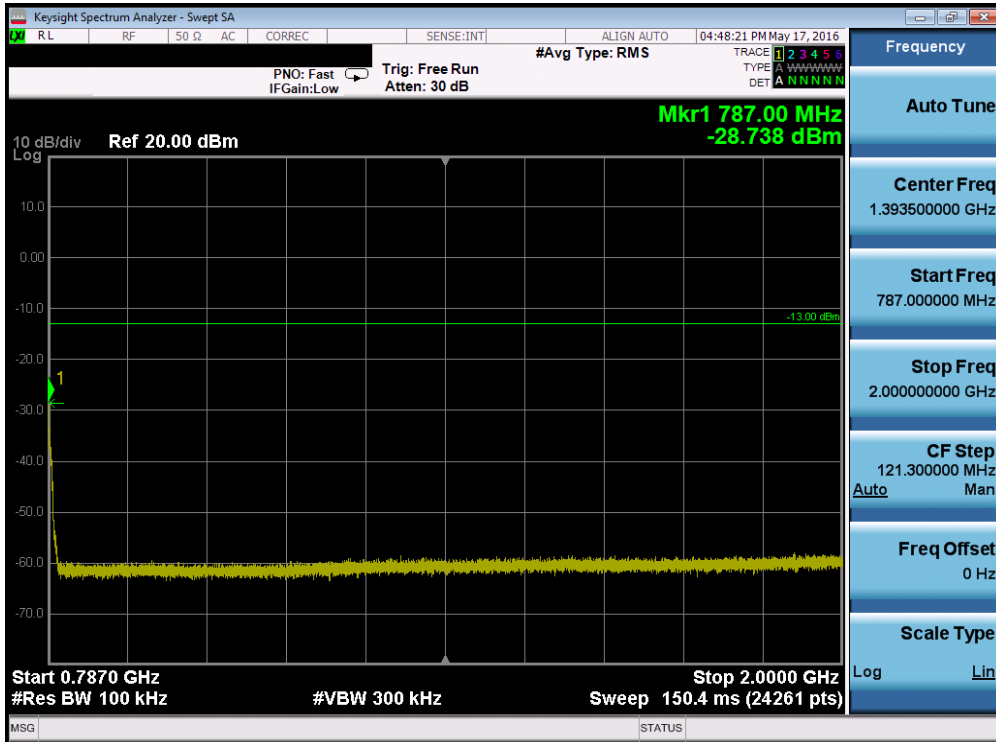


Plot 7-62. Conducted Spurious Plot (Band 13 – 5.0MHz QPSK – RB Size 1, RB Offset 0 – High Channel)

| | | | | |
|--------------------------------------|-------------------------------|--|--|---------------------------------|
| FCC ID: ZNFUS610 | | FCC Pt. 22, 24, & 27 LTE MEASUREMENT REPORT (CERTIFICATION) | | Reviewed by: Quality Manager |
| Test Report S/N: 0Y1605160919.ZNF | Test Dates: 5/16-5/26/2016 | EUT Type: Portable Handset | | Page 46 of 143 |

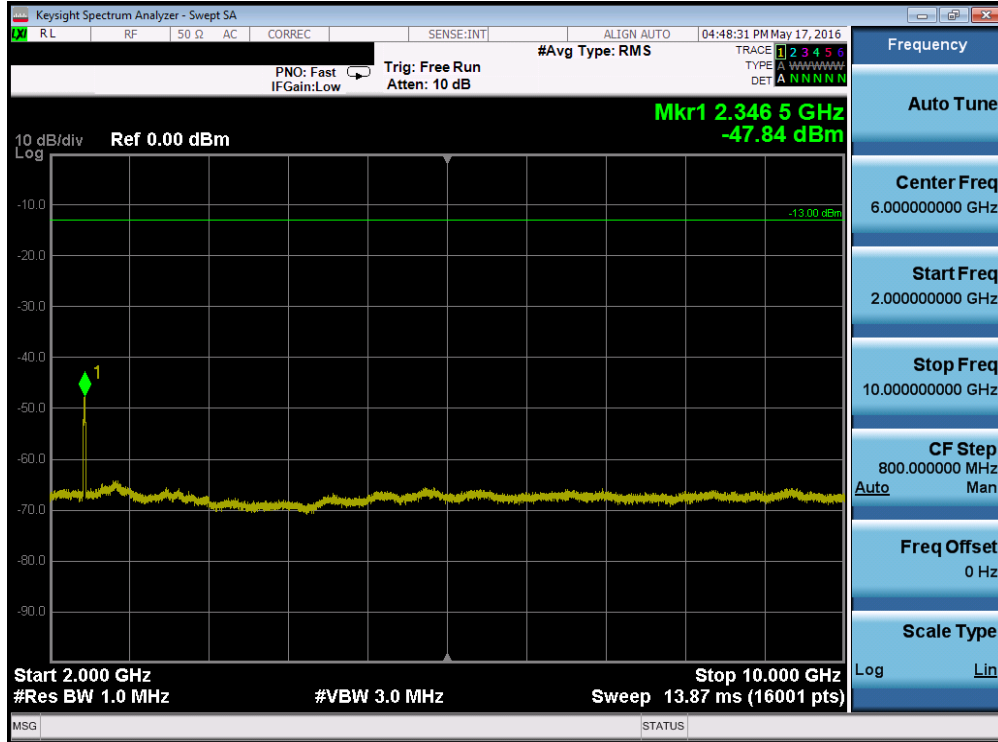


Plot 7-63. Conducted Spurious Plot (Band 13 – 10.0MHz QPSK – RB Size 1, RB Offset 0)

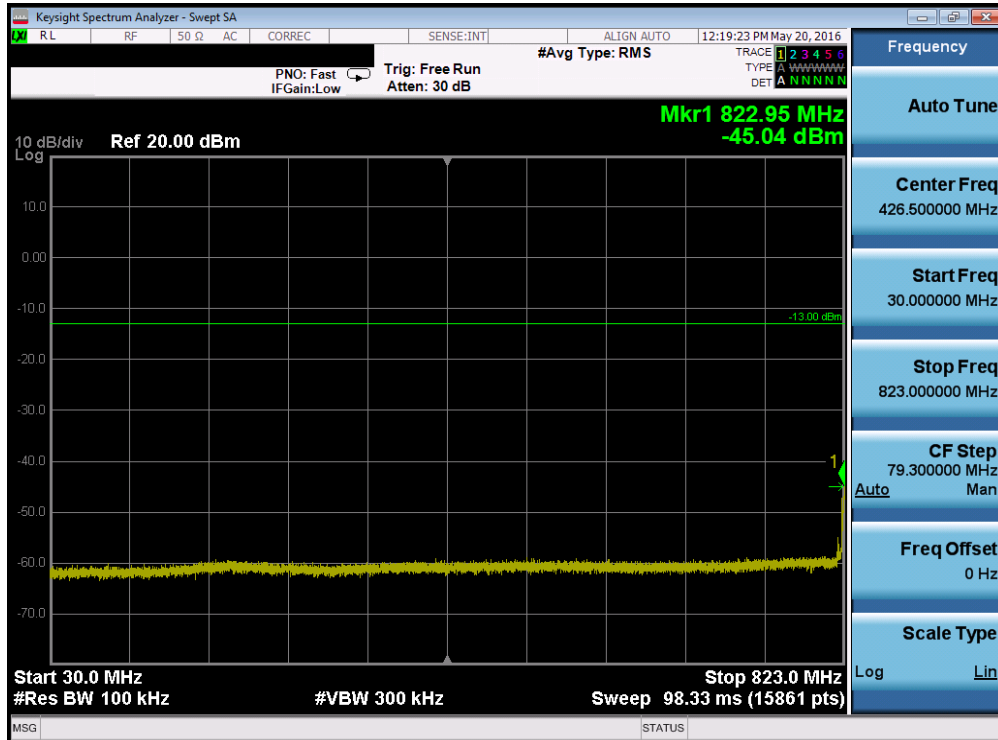


Plot 7-64. Conducted Spurious Plot (Band 13 – 10.0MHz QPSK – RB Size 1, RB Offset 0)

| | | | | |
|-----------------------------------|-------------------------------------|---|----------------|------------------------------|
| FCC ID: ZNFUS610 | PCTEST ENGINEERING LABORATORY, INC. | FCC Pt. 22, 24, & 27 LTE MEASUREMENT REPORT (CERTIFICATION) | LG | Reviewed by: Quality Manager |
| Test Report S/N: 0Y1605160919.ZNF | Test Dates: 5/16-5/26/2016 | EUT Type: Portable Handset | Page 47 of 143 | |

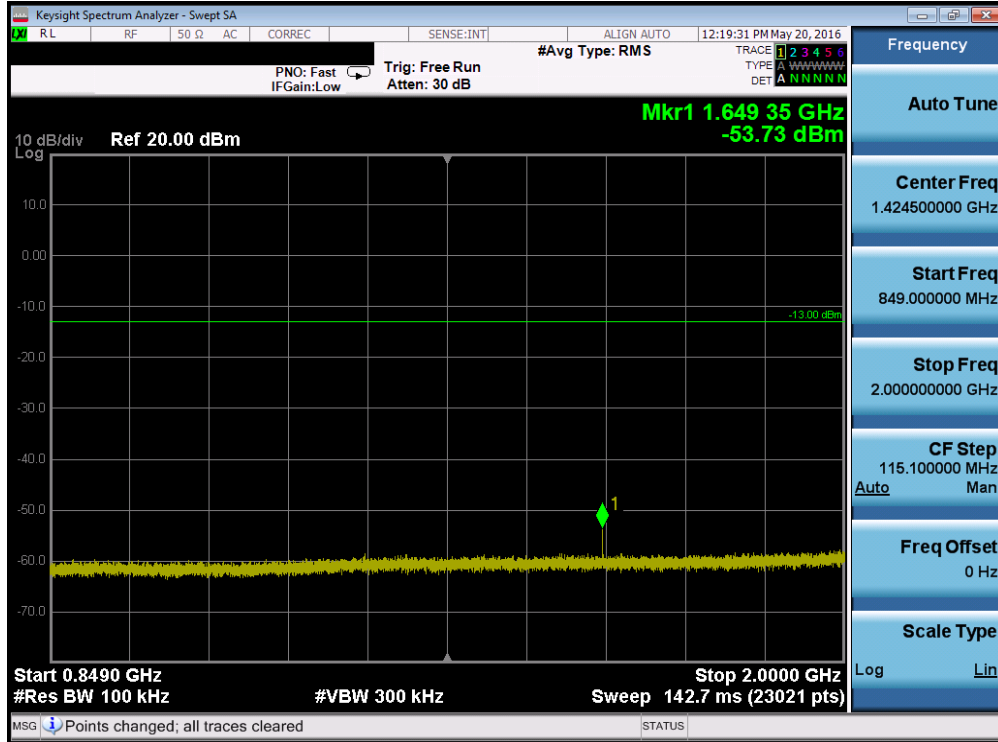


Plot 7-65. Conducted Spurious Plot (Band 13 – 10.0MHz QPSK – RB Size 1, RB Offset 0)

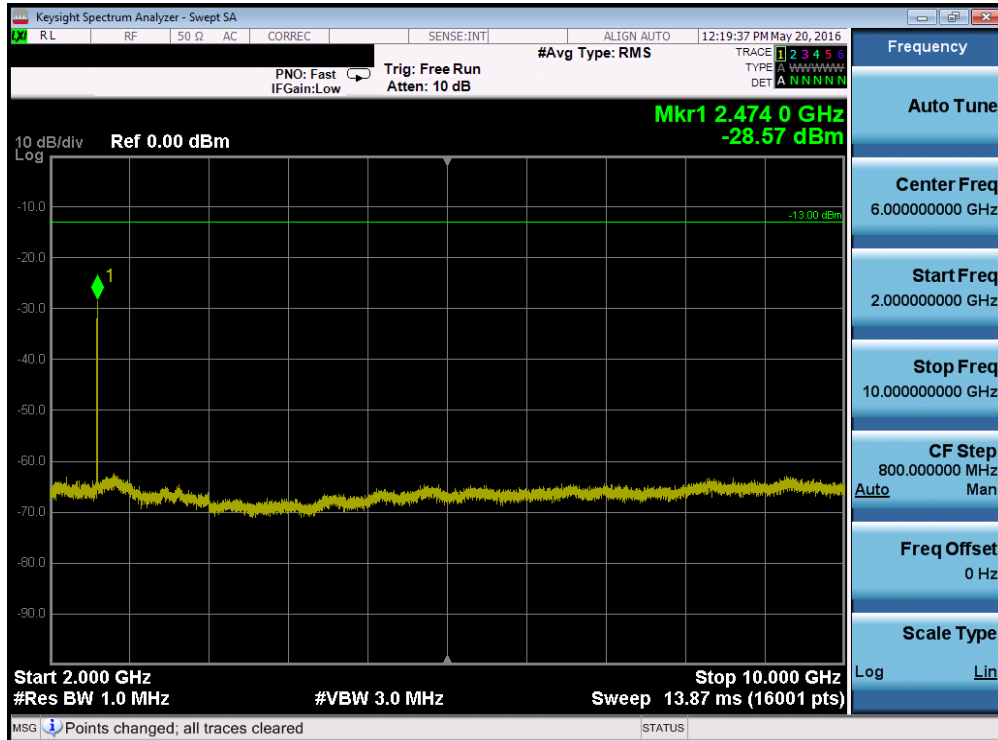


Plot 7-66. Conducted Spurious Plot (Band 5 – 10.0MHz QPSK – RB Size 1, RB Offset 0– Low Channel)

| | | | | |
|--------------------------------------|--|--|----------------|---------------------------------|
| FCC ID: ZNFUS610 | PCTEST ENGINEERING LABORATORY, INC. | FCC Pt. 22, 24, & 27 LTE MEASUREMENT REPORT (CERTIFICATION) | LG | Reviewed by: Quality Manager |
| Test Report S/N: 0Y1605160919.ZNF | Test Dates: 5/16-5/26/2016 | EUT Type: Portable Handset | Page 48 of 143 | |

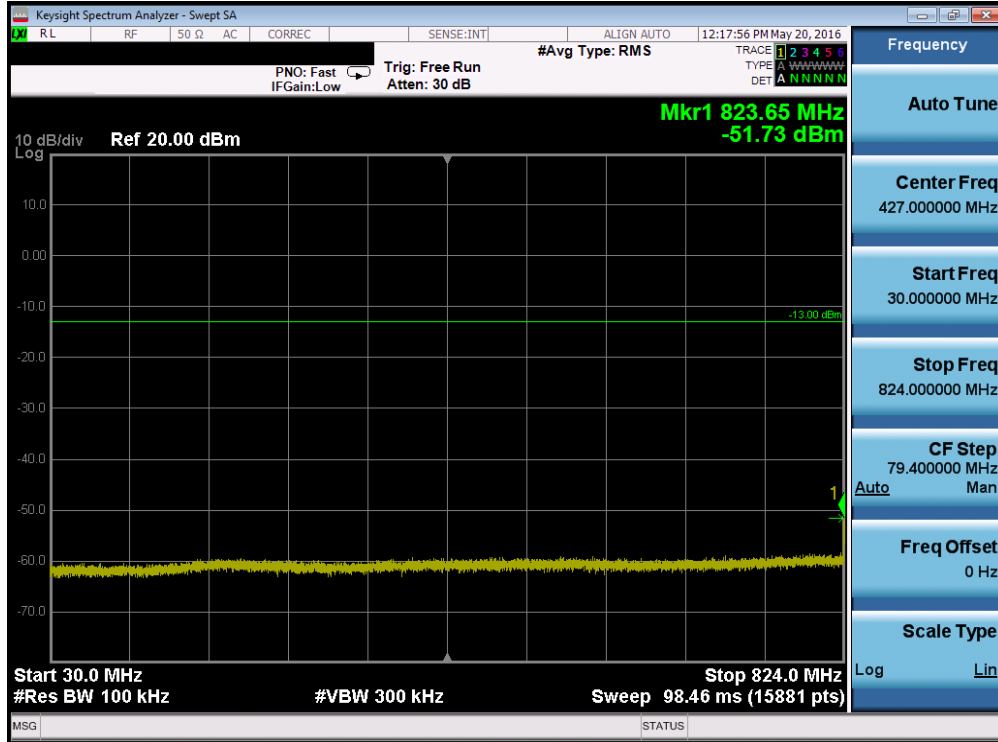


Plot 7-67. Conducted Spurious Plot (Band 5 – 10.0MHz QPSK – RB Size 1, RB Offset 0 – Low Channel)

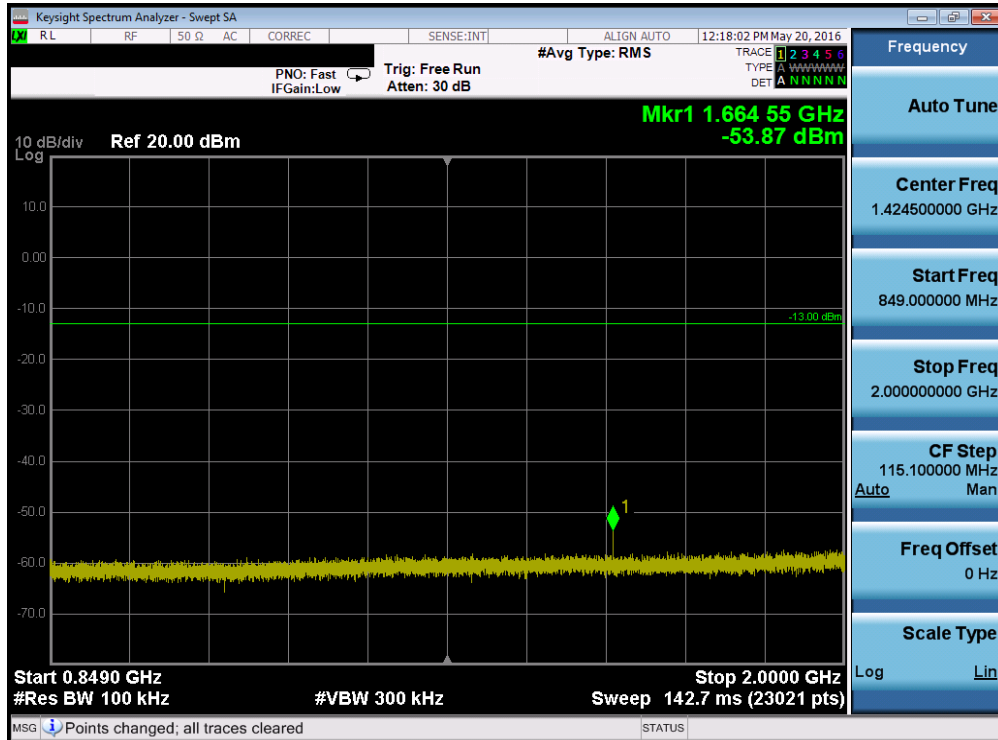


Plot 7-68. Conducted Spurious Plot (Band 5 – 10.0MHz QPSK – RB Size 1, RB Offset 0 – Low Channel)

| | | | | |
|--------------------------------------|--|--|----|---------------------------------|
| FCC ID: ZNFUS610 | PCTEST ENGINEERING LABORATORY, INC. | FCC Pt. 22, 24, & 27 LTE MEASUREMENT REPORT (CERTIFICATION) | LG | Reviewed by: Quality Manager |
| Test Report S/N: 0Y1605160919.ZNF | Test Dates: 5/16-5/26/2016 | EUT Type: Portable Handset | | Page 49 of 143 |

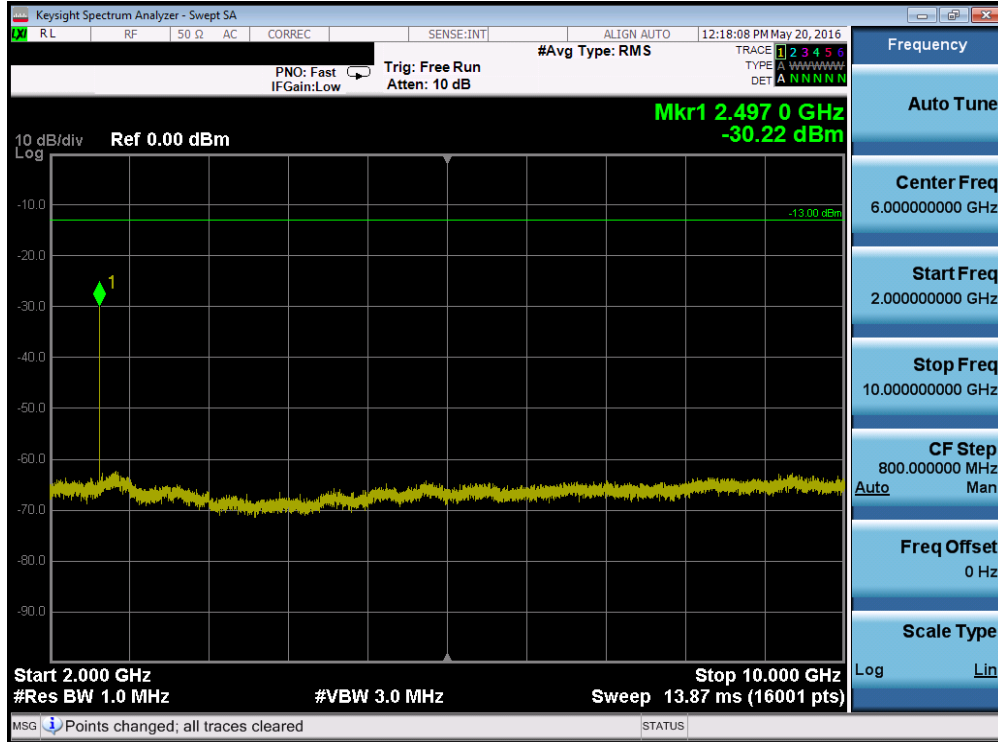


Plot 7-69. Conducted Spurious Plot (Band 5 – 10.0MHz QPSK – RB Size 1, RB Offset 0 – Mid Channel)

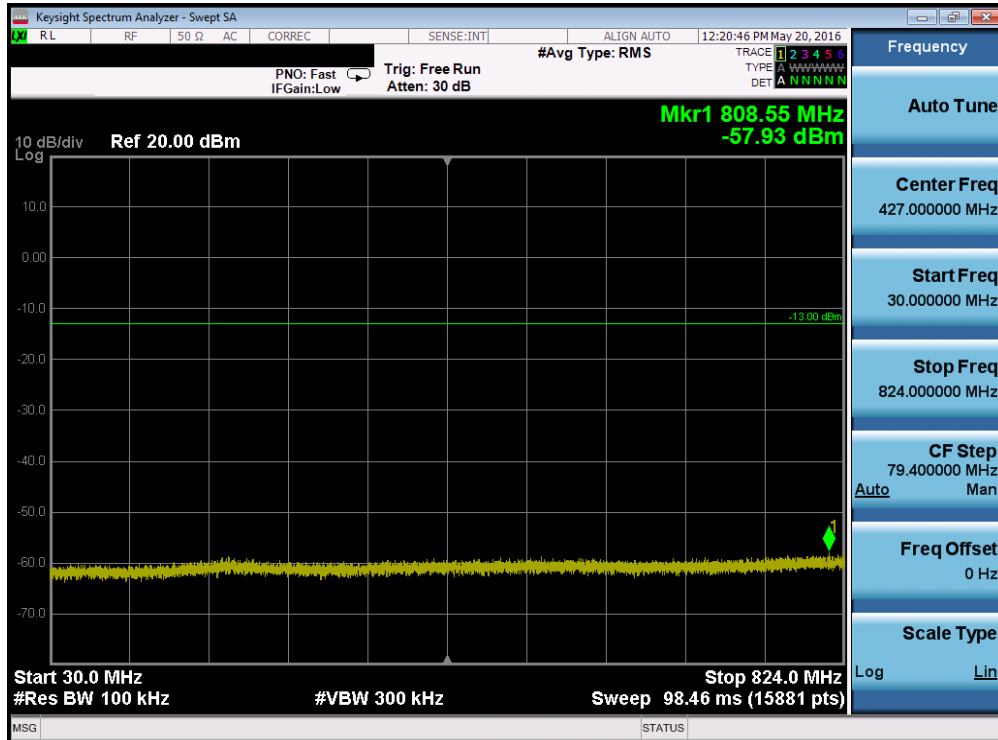


Plot 7-70. Conducted Spurious Plot (Band 5 – 10.0MHz QPSK – RB Size 1, RB Offset 0 – Mid Channel)

| | | | | |
|--------------------------------------|--|--|----|---------------------------------|
| FCC ID: ZNFUS610 | PCTEST ENGINEERING LABORATORY, INC. | FCC Pt. 22, 24, & 27 LTE MEASUREMENT REPORT (CERTIFICATION) | LG | Reviewed by: Quality Manager |
| Test Report S/N: 0Y1605160919.ZNF | Test Dates: 5/16-5/26/2016 | EUT Type: Portable Handset | | Page 50 of 143 |

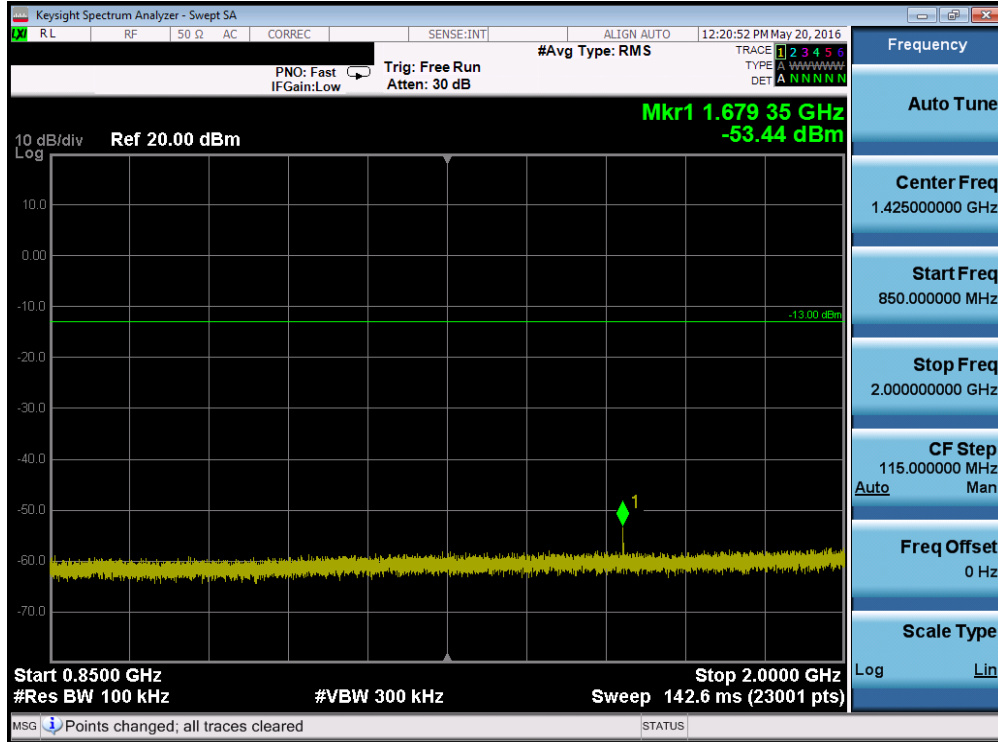


Plot 7-71. Conducted Spurious Plot (Band 5 – 10.0MHz QPSK – RB Size 1, RB Offset 0 – Mid Channel)

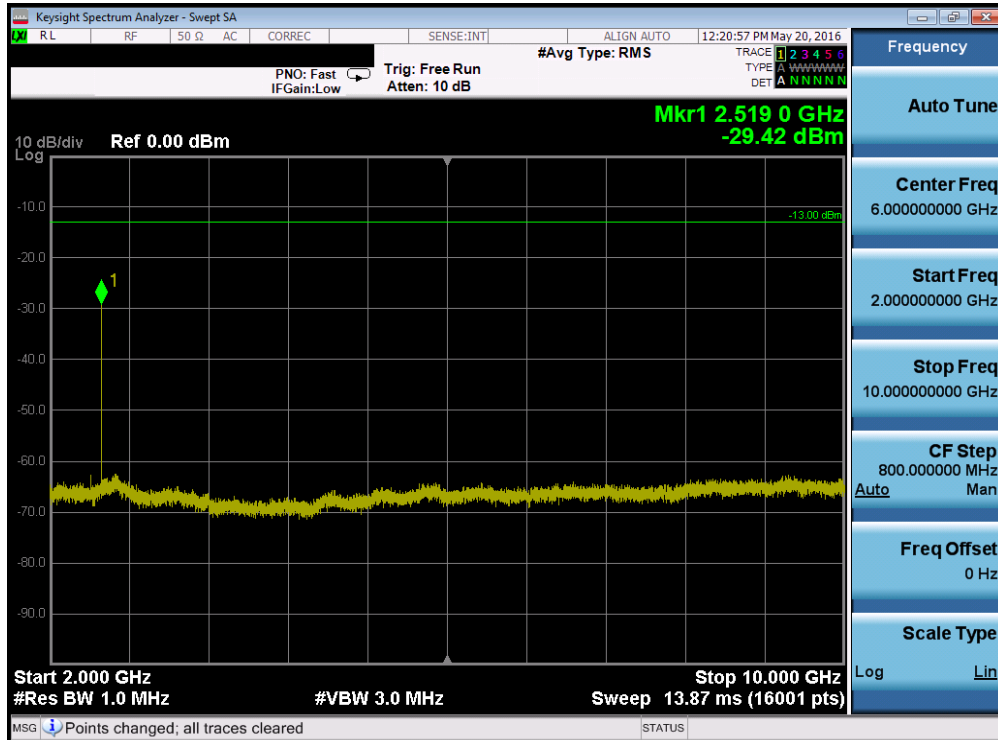


Plot 7-72. Conducted Spurious Plot (Band 5 – 10.0MHz QPSK – RB Size 1, RB Offset 0 – High Channel)

| | | | | |
|--------------------------------------|--|--|----|---------------------------------|
| FCC ID: ZNFUS610 | PCTEST ENGINEERING LABORATORY, INC. | FCC Pt. 22, 24, & 27 LTE MEASUREMENT REPORT (CERTIFICATION) | LG | Reviewed by: Quality Manager |
| Test Report S/N: 0Y1605160919.ZNF | Test Dates: 5/16-5/26/2016 | EUT Type: Portable Handset | | Page 51 of 143 |

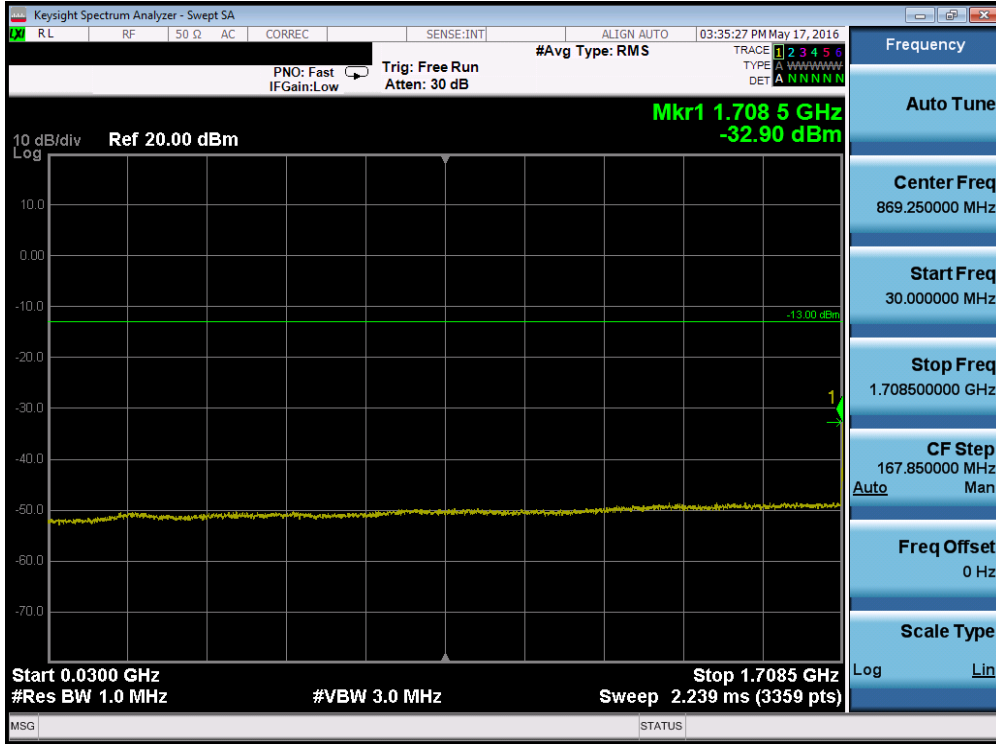


Plot 7-73. Conducted Spurious Plot (Band 5 – 10.0MHz QPSK – RB Size 1, RB Offset 0 – High Channel)

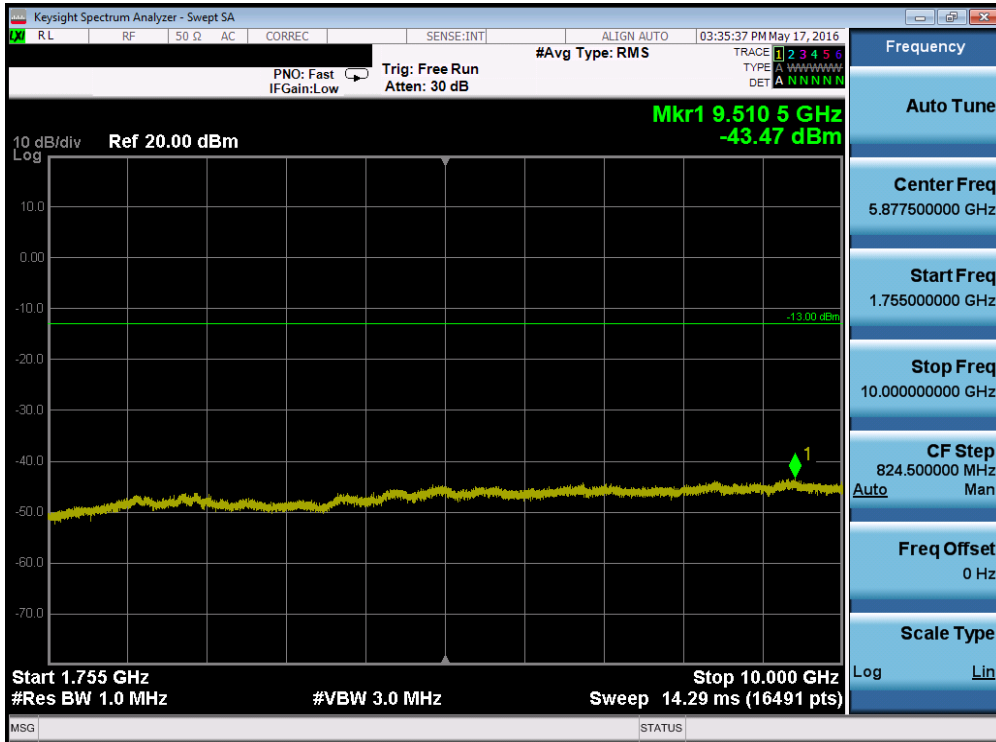


Plot 7-74. Conducted Spurious Plot (Band 5 – 10.0MHz QPSK – RB Size 1, RB Offset 0 – High Channel)



| | | | | |
|--------------------------------------|-------------------------------|--|--|---------------------------------|
| FCC ID: ZNFUS610 | | FCC Pt. 22, 24, & 27 LTE MEASUREMENT REPORT (CERTIFICATION) | | Reviewed by: Quality Manager |
| Test Report S/N: 0Y1605160919.ZNF | Test Dates: 5/16-5/26/2016 | EUT Type: Portable Handset | | Page 52 of 143 |

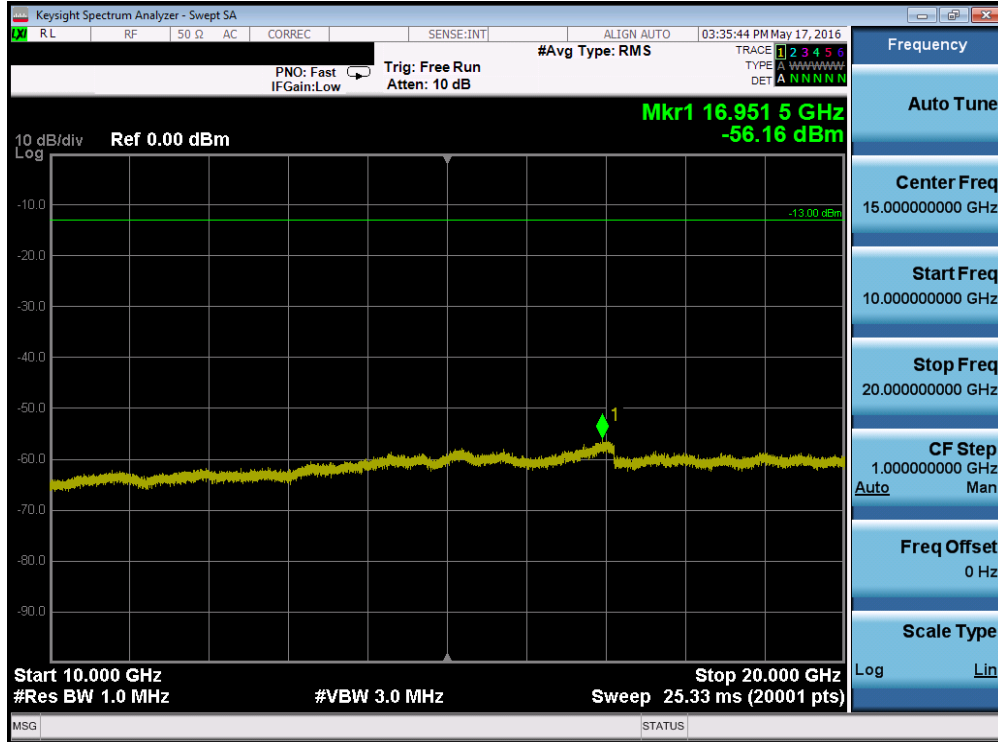


Plot 7-75. Conducted Spurious Plot (Band 4 – 5.0MHz QPSK – RB Size 1, RB Offset 0 – Low Channel)

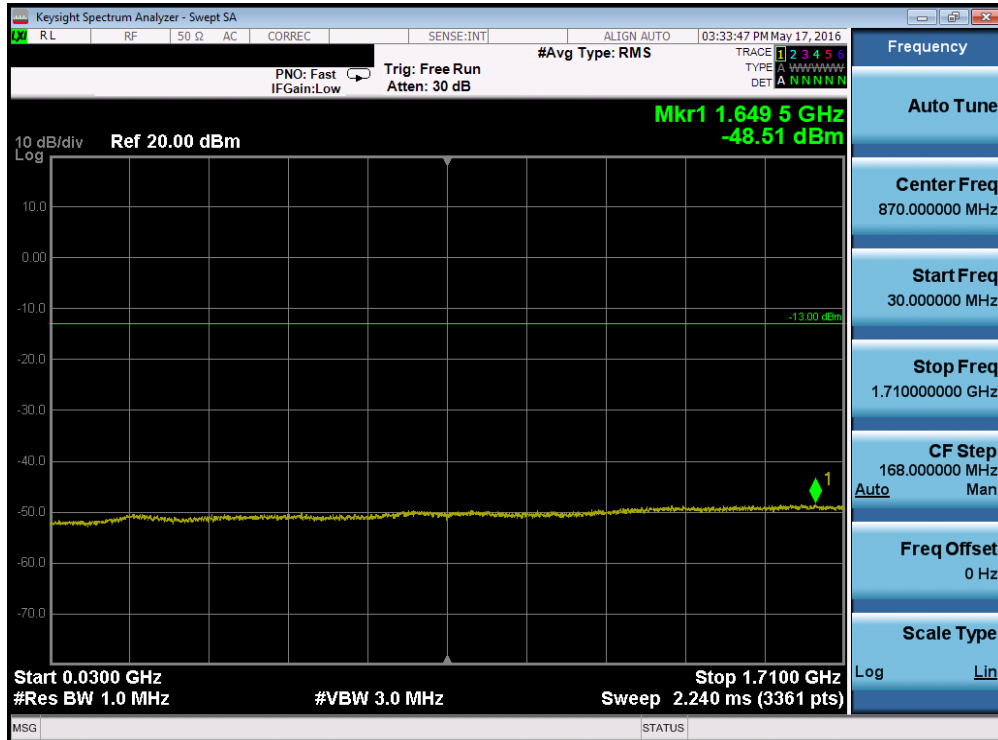


Plot 7-76. Conducted Spurious Plot (Band 4 – 5.0MHz QPSK – RB Size 1, RB Offset 0 – Low Channel)

| | | | | |
|--------------------------------------|---|--|---|---------------------------------|
| FCC ID: ZNFUS610 |  | FCC Pt. 22, 24, & 27 LTE MEASUREMENT REPORT (CERTIFICATION) |  | Reviewed by: Quality Manager |
| Test Report S/N: 0Y1605160919.ZNF | Test Dates: 5/16-5/26/2016 | EUT Type: Portable Handset | | Page 53 of 143 |

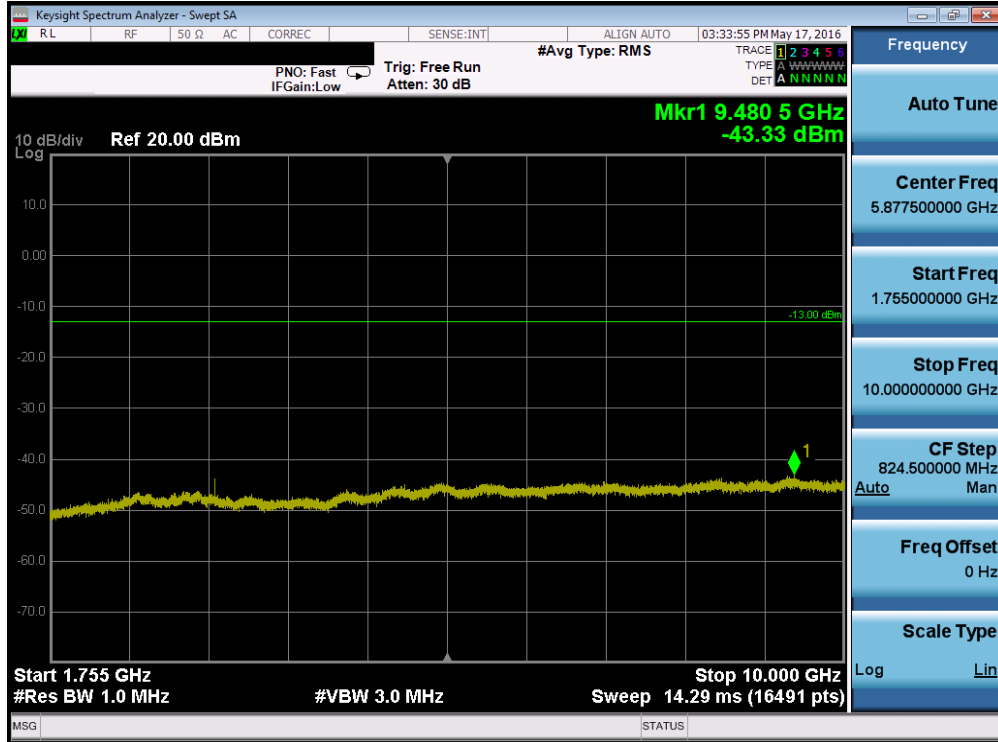


Plot 7-77. Conducted Spurious Plot (Band 4 – 5.0MHz QPSK – RB Size 1, RB Offset 0 – Low Channel)

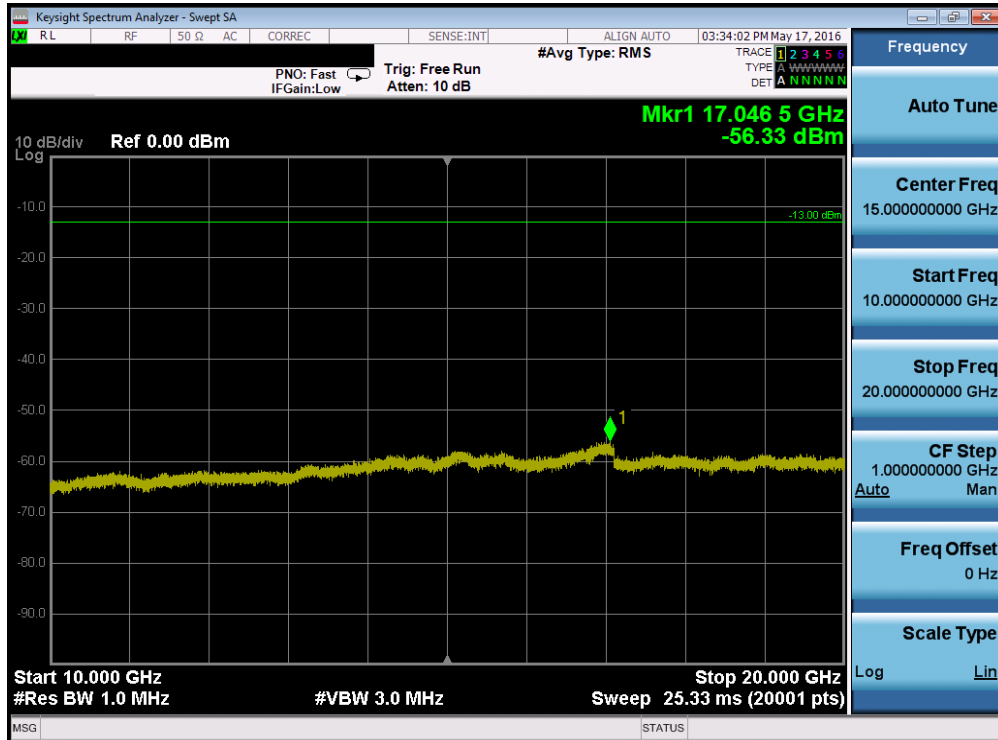


Plot 7-78. Conducted Spurious Plot (Band 4 – 5.0MHz QPSK – RB Size 1, RB Offset 0 – Mid Channel)

| | | | | |
|--------------------------------------|-------------------------------|---|--|---------------------------------|
| FCC ID: ZNFUS610 | | FCC Pt. 22, 24, & 27 LTE MEASUREMENT REPORT (CERTIFICATION) | | Reviewed by: Quality Manager |
| Test Report S/N: 0Y1605160919.ZNF | Test Dates: 5/16-5/26/2016 | EUT Type: Portable Handset | | Page 54 of 143 |

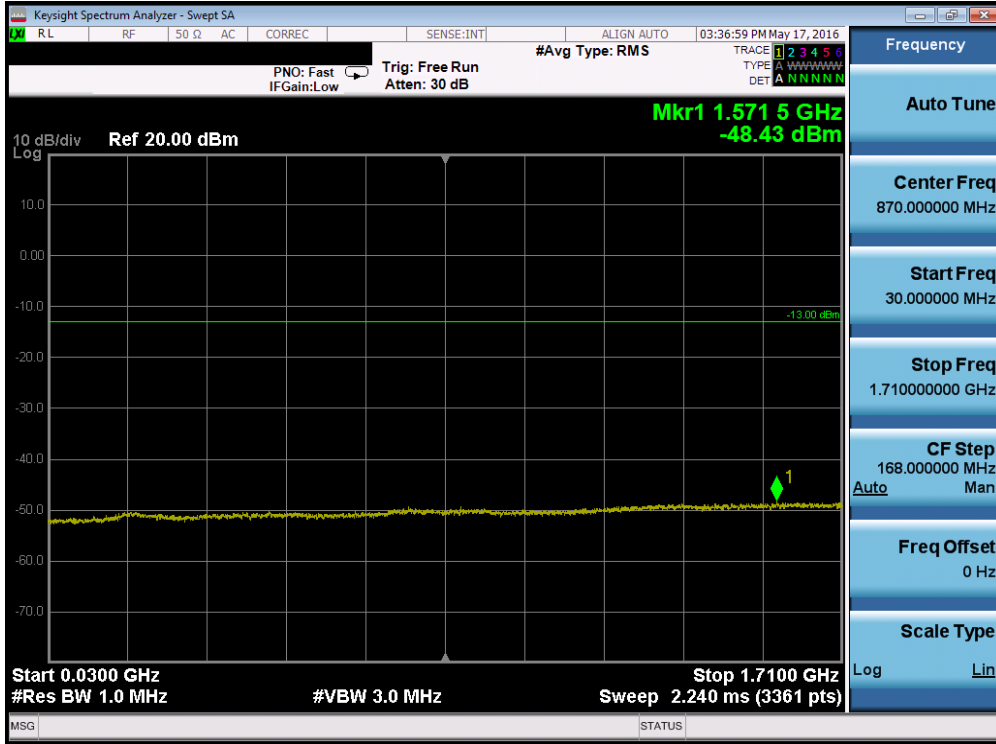


Plot 7-79. Conducted Spurious Plot (Band 4 – 5.0MHz QPSK – RB Size 1, RB Offset 0 – Mid Channel)

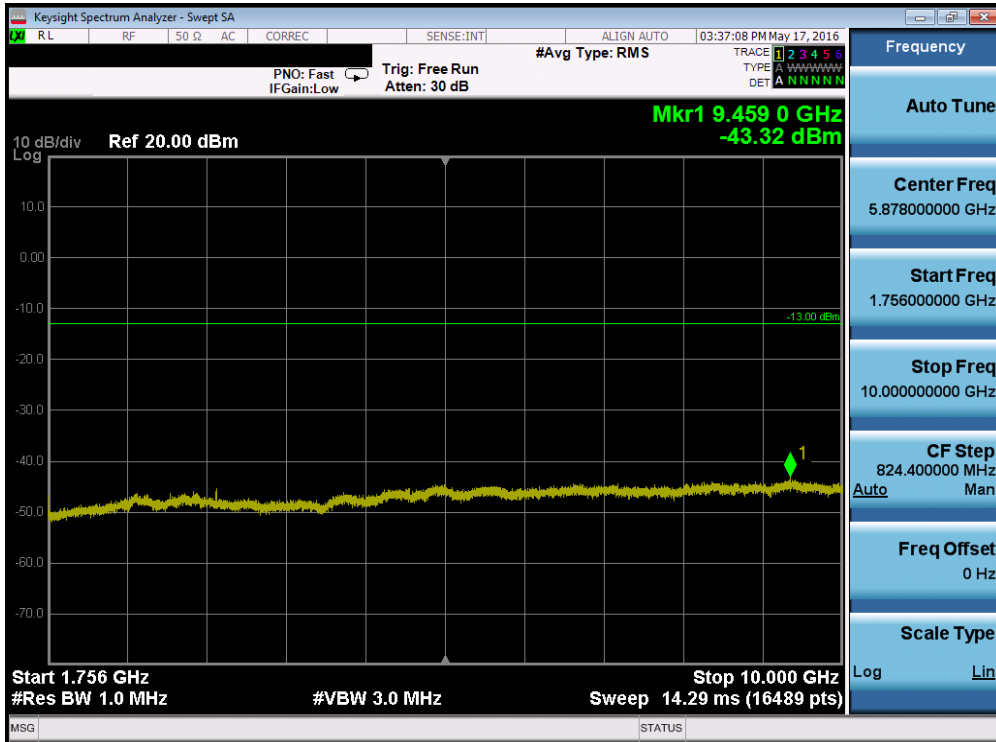


Plot 7-80. Conducted Spurious Plot (Band 4 – 5.0MHz QPSK – RB Size 1, RB Offset 0 – Mid Channel)

| | | | | |
|--------------------------------------|--|--|----|---------------------------------|
| FCC ID: ZNFUS610 | PCTEST ENGINEERING LABORATORY, INC. | FCC Pt. 22, 24, & 27 LTE MEASUREMENT REPORT (CERTIFICATION) | LG | Reviewed by: Quality Manager |
| Test Report S/N: 0Y1605160919.ZNF | Test Dates: 5/16-5/26/2016 | EUT Type: Portable Handset | | Page 55 of 143 |

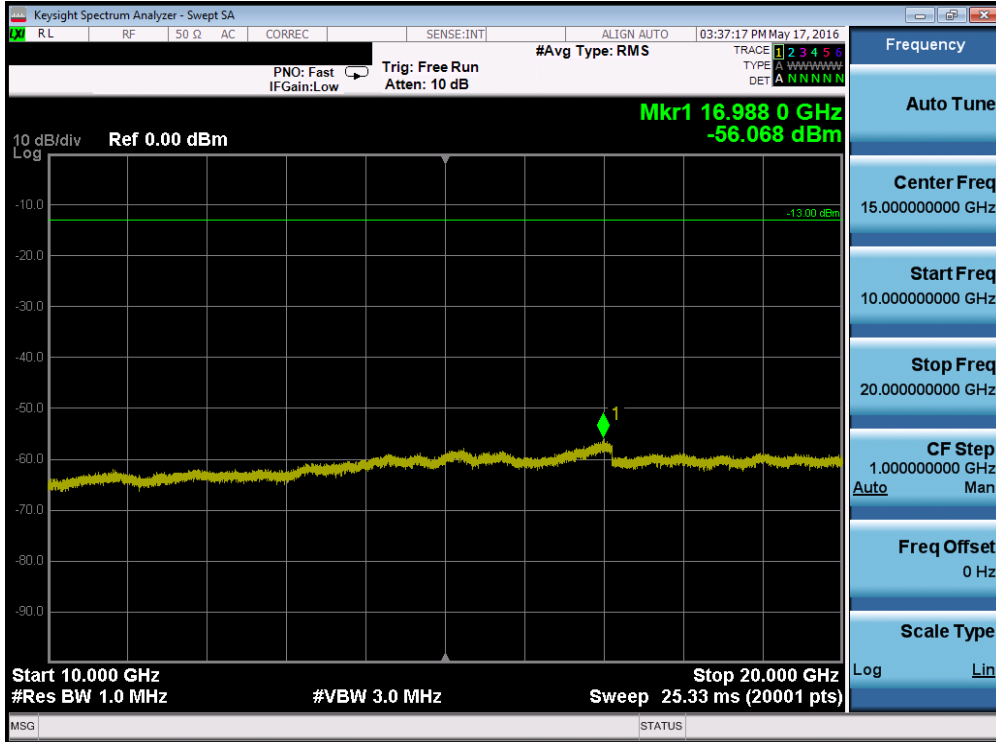


Plot 7-81. Conducted Spurious Plot (Band 4 – 5.0MHz QPSK – RB Size 1, RB Offset 0 – High Channel)

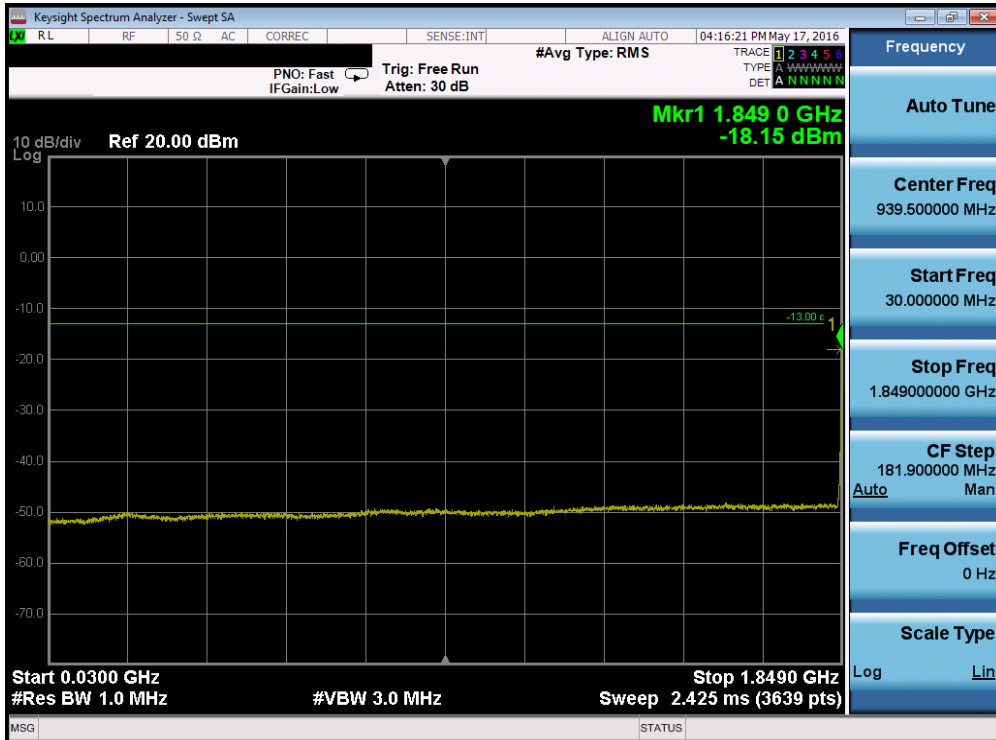


Plot 7-82. Conducted Spurious Plot (Band 4 – 5.0MHz QPSK – RB Size 1, RB Offset 0 – High Channel)

| | | | | |
|--------------------------------------|--|--|----|---------------------------------|
| FCC ID: ZNFUS610 | PCTEST ENGINEERING LABORATORY, INC. | FCC Pt. 22, 24, & 27 LTE MEASUREMENT REPORT (CERTIFICATION) | LG | Reviewed by: Quality Manager |
| Test Report S/N: 0Y1605160919.ZNF | Test Dates: 5/16-5/26/2016 | EUT Type: Portable Handset | | Page 56 of 143 |

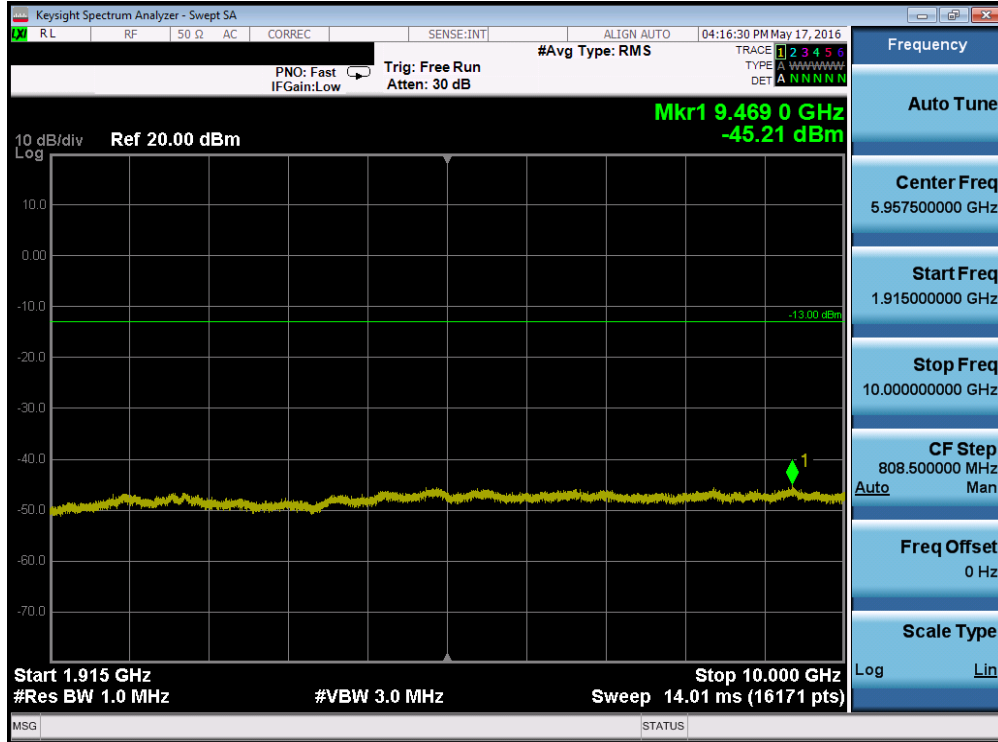


Plot 7-83. Conducted Spurious Plot (Band 4 – 5.0MHz QPSK – RB Size 1, RB Offset 0 – High Channel)

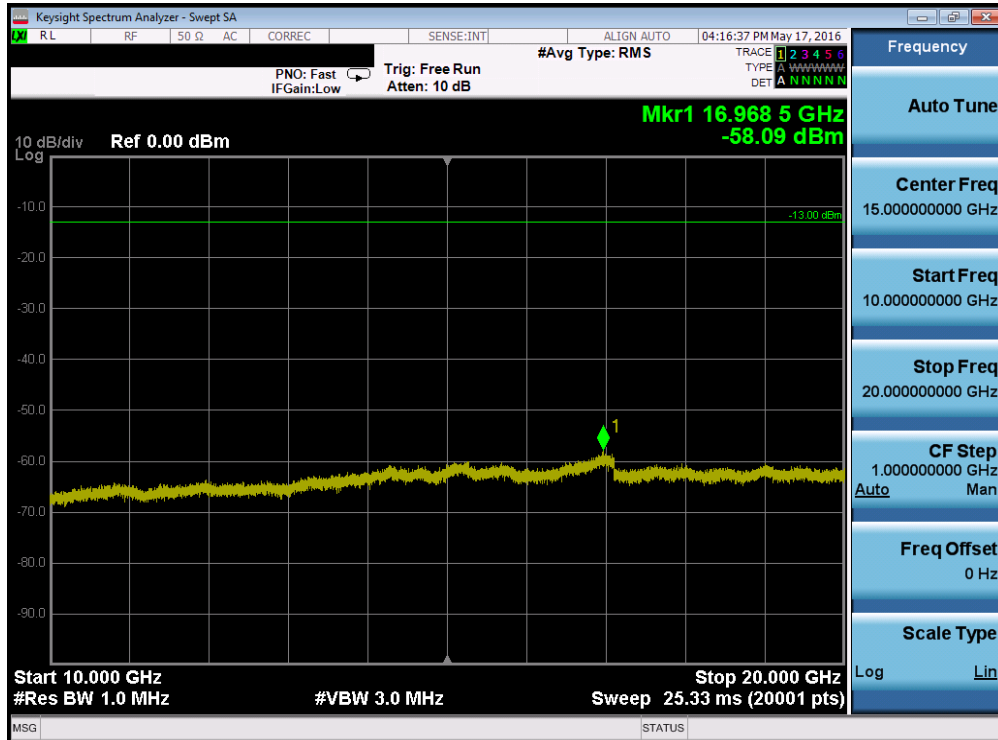


Plot 7-84. Conducted Spurious Plot (Band 2/25 – 5.0MHz QPSK – RB Size 1, RB Offset 0 – Low Channel)

| | | | | |
|--------------------------------------|--|--|----------------|---------------------------------|
| FCC ID: ZNFUS610 | PCTEST ENGINEERING LABORATORY, INC. | FCC Pt. 22, 24, & 27 LTE MEASUREMENT REPORT (CERTIFICATION) | LG | Reviewed by: Quality Manager |
| Test Report S/N: 0Y1605160919.ZNF | Test Dates: 5/16-5/26/2016 | EUT Type: Portable Handset | Page 57 of 143 | |

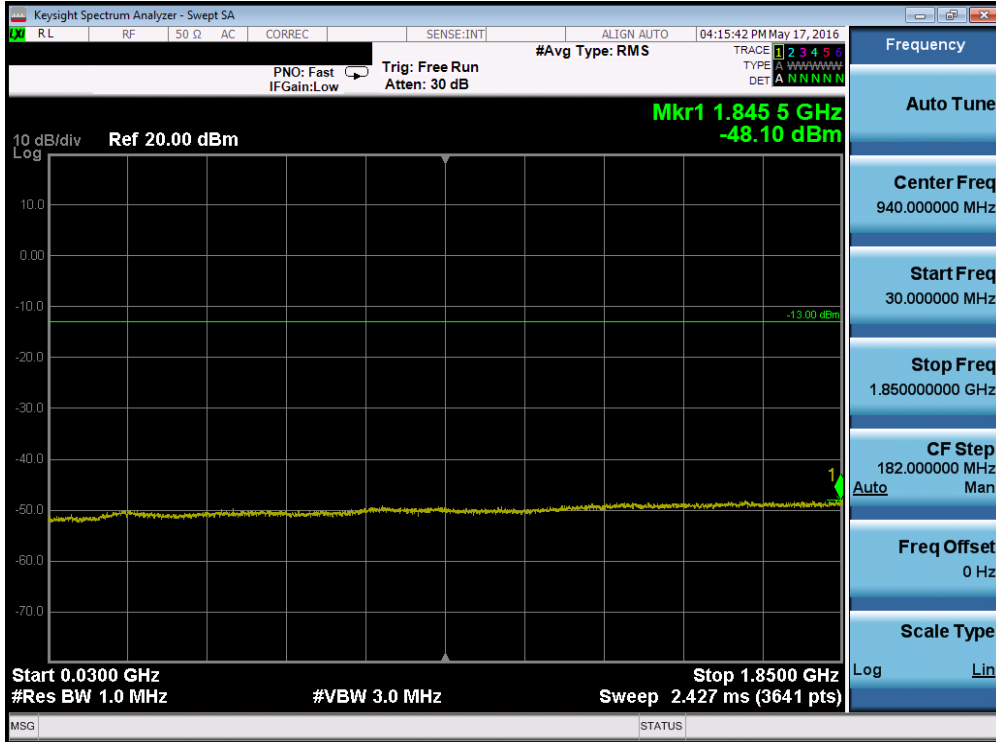


Plot 7-85. Conducted Spurious Plot (Band 2/25 – 5.0MHz QPSK – RB Size 1, RB Offset 0 – Low Channel)

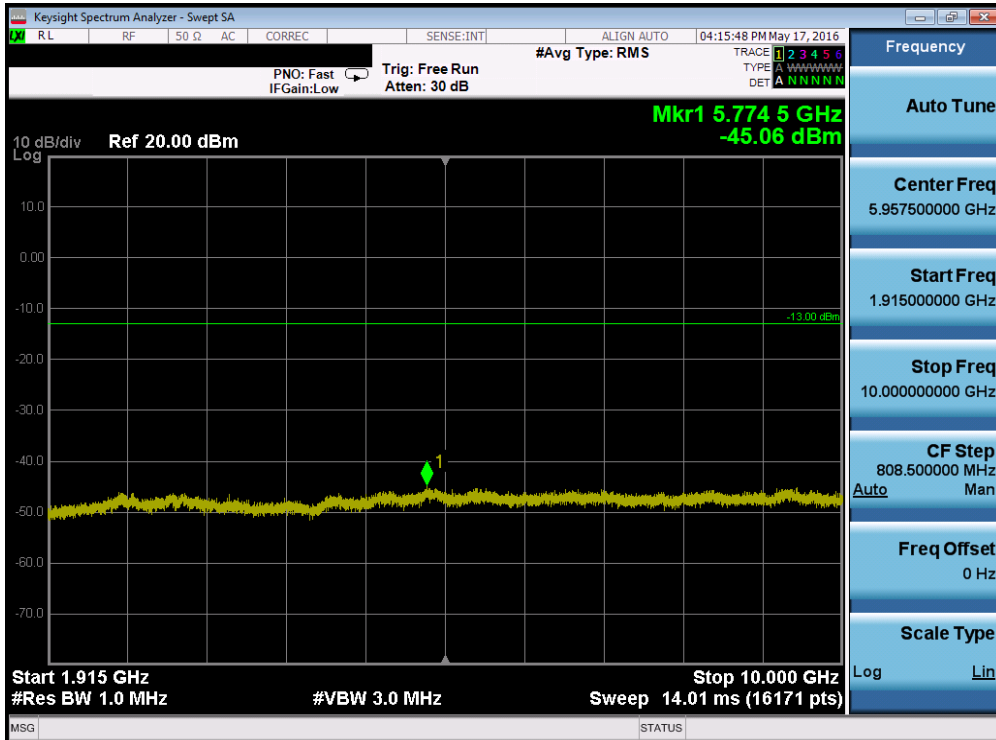


Plot 7-86. Conducted Spurious Plot (Band 2/25 – 5.0MHz QPSK – RB Size 1, RB Offset 0 – Low Channel)

| | | | | |
|--------------------------------------|--|--|----|---------------------------------|
| FCC ID: ZNFUS610 | PCTEST ENGINEERING LABORATORY, INC. | FCC Pt. 22, 24, & 27 LTE MEASUREMENT REPORT (CERTIFICATION) | LG | Reviewed by: Quality Manager |
| Test Report S/N: 0Y1605160919.ZNF | Test Dates: 5/16-5/26/2016 | EUT Type: Portable Handset | | Page 58 of 143 |

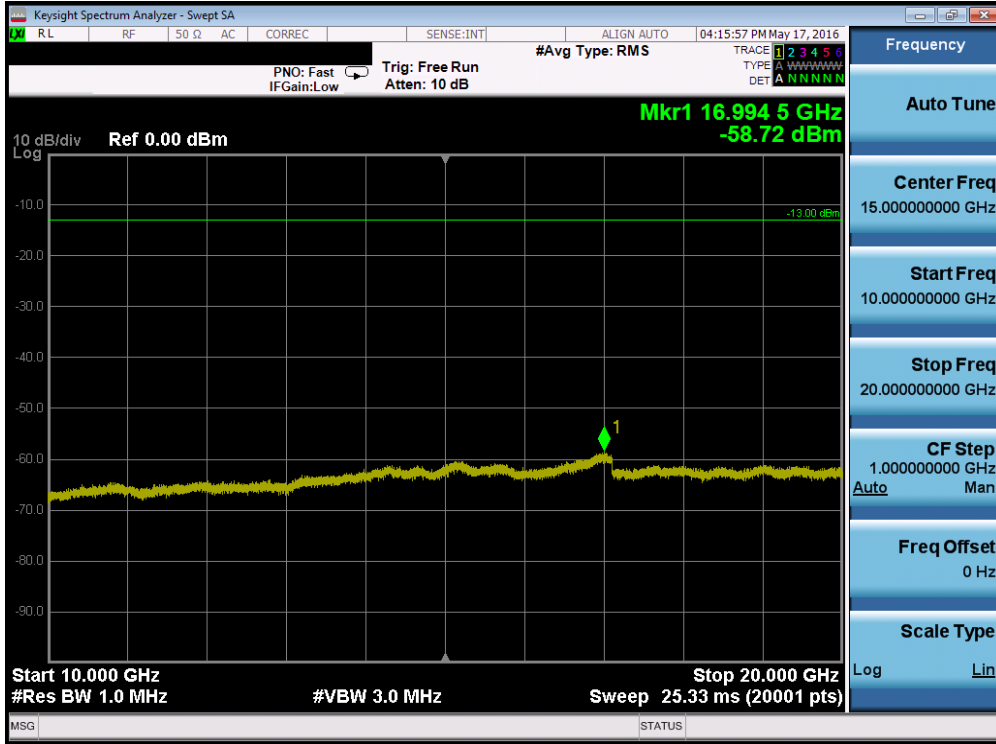


Plot 7-87. Conducted Spurious Plot (Band 2/25 – 5.0MHz QPSK – RB Size 1, RB Offset 0 – Mid Channel)

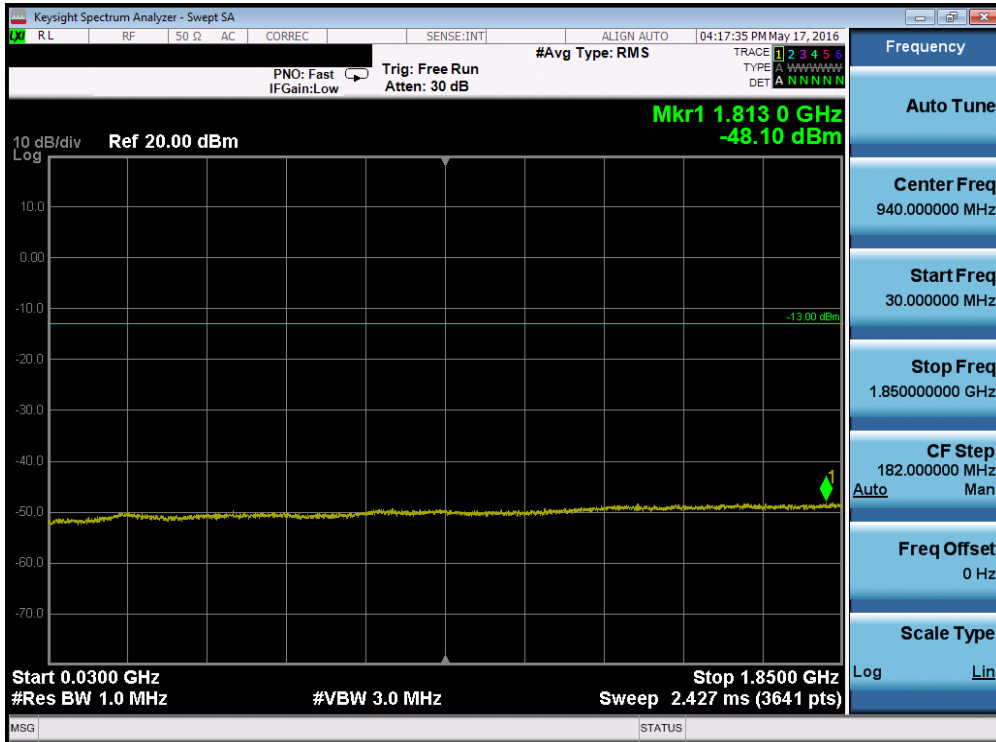


Plot 7-88. Conducted Spurious Plot (Band 2/25 – 5.0MHz QPSK – RB Size 1, RB Offset 0 – Mid Channel)

| | | | | |
|--------------------------------------|--|--|----|---------------------------------|
| FCC ID: ZNFUS610 | PCTEST ENGINEERING LABORATORY, INC. | FCC Pt. 22, 24, & 27 LTE MEASUREMENT REPORT (CERTIFICATION) | LG | Reviewed by: Quality Manager |
| Test Report S/N: 0Y1605160919.ZNF | Test Dates: 5/16-5/26/2016 | EUT Type: Portable Handset | | Page 59 of 143 |

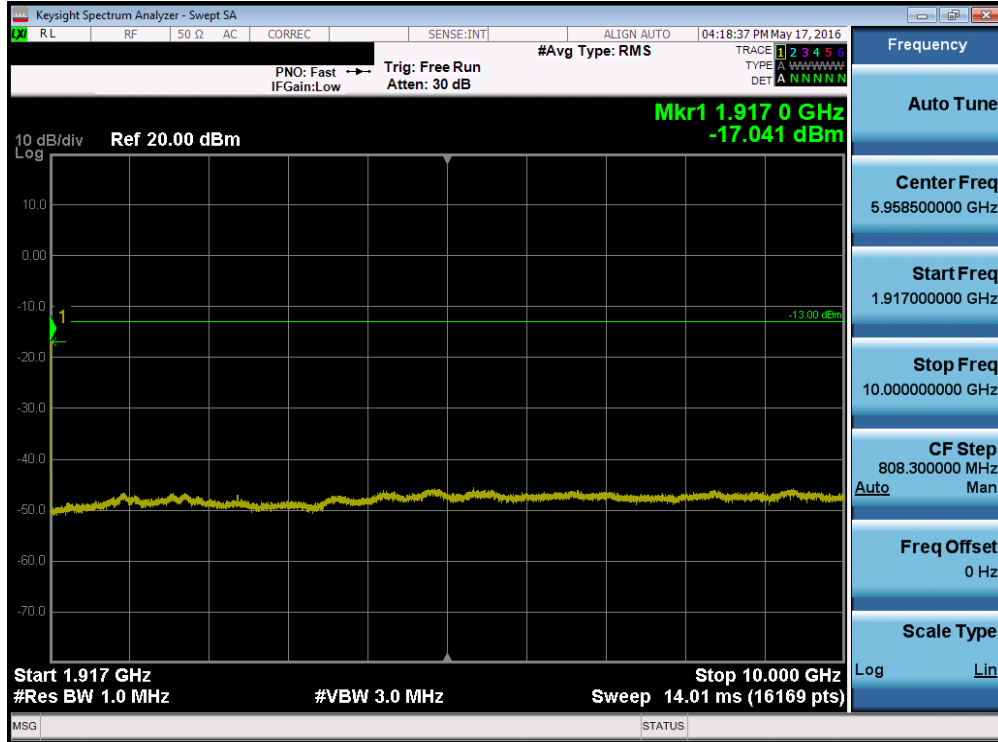


Plot 7-89. Conducted Spurious Plot (Band 2/25 – 5.0MHz QPSK – RB Size 1, RB Offset 0 – Mid Channel)

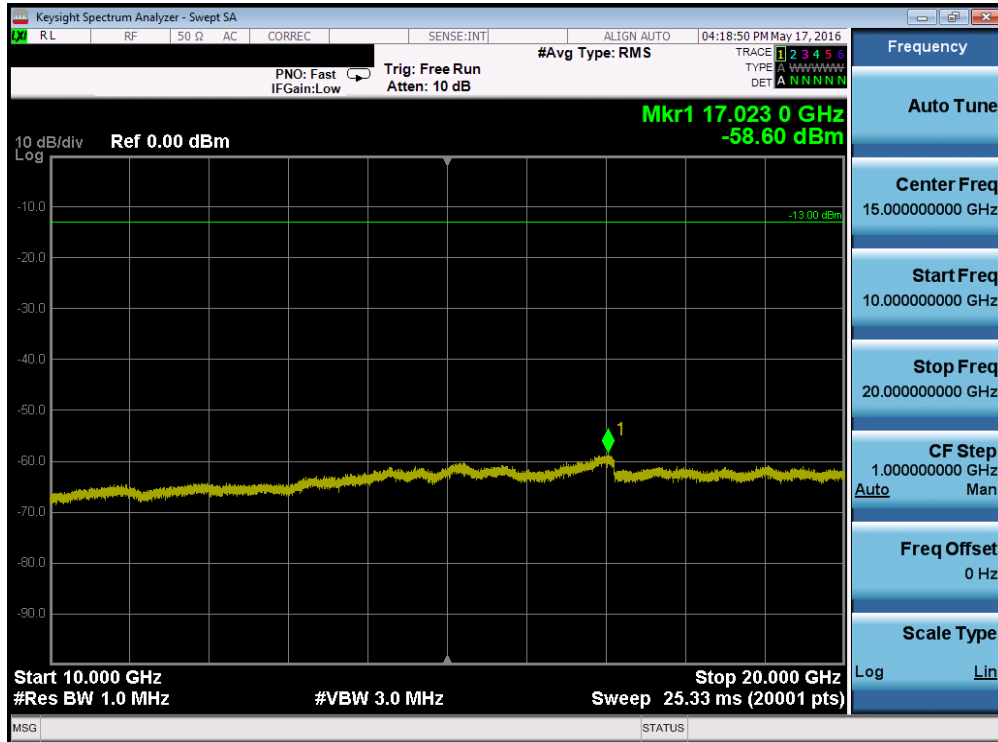


Plot 7-90. Conducted Spurious Plot (Band 2/25 – 5.0MHz QPSK – RB Size 1, RB Offset 0 – High Channel)

| | | | | |
|--------------------------------------|--|--|----|---------------------------------|
| FCC ID: ZNFUS610 | PCTEST ENGINEERING LABORATORY, INC. | FCC Pt. 22, 24, & 27 LTE MEASUREMENT REPORT (CERTIFICATION) | LG | Reviewed by: Quality Manager |
| Test Report S/N: 0Y1605160919.ZNF | Test Dates: 5/16-5/26/2016 | EUT Type: Portable Handset | | Page 60 of 143 |



Plot 7-91. Conducted Spurious Plot (Band 2/25 – 5.0MHz QPSK – RB Size 1, RB Offset 0 – High Channel)



Plot 7-92. Conducted Spurious Plot (Band 2/25 – 5.0MHz QPSK – RB Size 1, RB Offset 0 – High Channel)

| | | | | |
|--------------------------------------|--|--|----|---------------------------------|
| FCC ID: ZNFUS610 | PCTEST ENGINEERING LABORATORY, INC. | FCC Pt. 22, 24, & 27 LTE MEASUREMENT REPORT (CERTIFICATION) | LG | Reviewed by: Quality Manager |
| Test Report S/N: 0Y1605160919.ZNF | Test Dates: 5/16-5/26/2016 | EUT Type: Portable Handset | | Page 61 of 143 |