



APPENDIX F: SAR TEST SETUP PHOTOGRAPHS



FCC ID ZNFUN160		SAR EVALUATION REPORT		Reviewed by: Quality Manager
Test Dates: 02/25/13 - 03/03/13	DUT Type: Portable Handset			APPENDIX F: Page 1 of 4



SAR Test Setup Photo 1: Right Cheek



SAR Test Setup Photo 2: Right Tilt

FCC ID ZNFUN160		SAR EVALUATION REPORT		Reviewed by: Quality Manager
Test Dates: 02/25/13 - 03/03/13	DUT Type: Portable Handset			APPENDIX F: Page 2 of 4





SAR Test Setup Photo 3: Left Cheek



SAR Test Setup Photo 4: Mouth-Jaw Replacing Left Cheek



SAR Test Setup Photo 5: Left Tilt



FCC ID ZNFUN160		SAR EVALUATION REPORT		Reviewed by: Quality Manager
Test Dates: 02/25/13 - 03/03/13	DUT Type: Portable Handset	APPENDIX F: Page 3 of 4		



SAR Test Setup Photo 6: Body Worn Back at 1.5 cm



SAR Test Setup Photo 7: DUT Vertical and Horizontal Reference Lines

FCC ID ZNFUN160		SAR EVALUATION REPORT		Reviewed by: Quality Manager
Test Dates: 02/25/13 - 03/03/13	DUT Type: Portable Handset			APPENDIX F: Page 4 of 4