

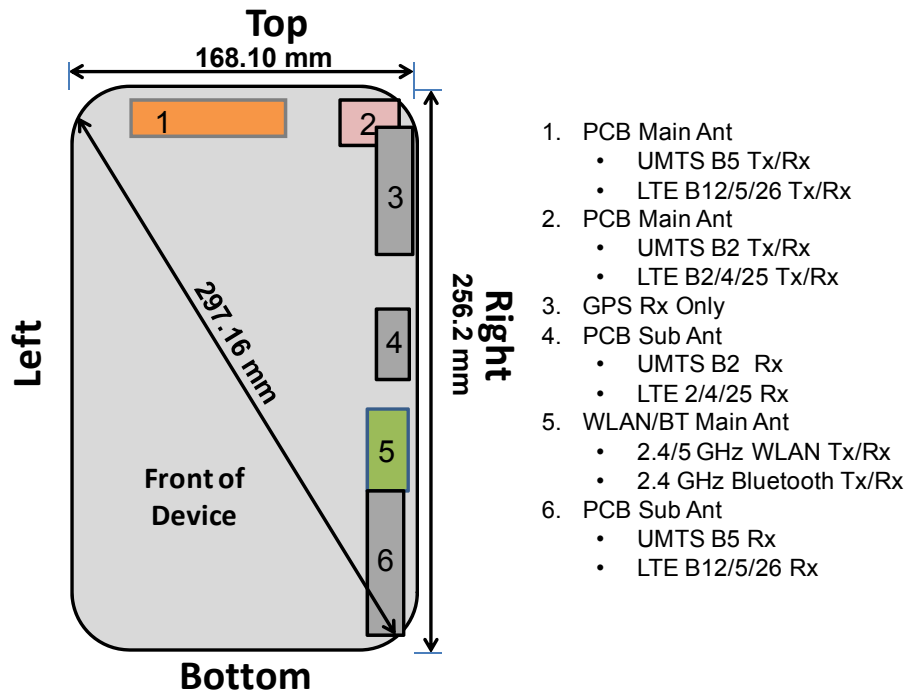


APPENDIX F: DUT ANTENNA DIAGRAM & SAR TEST SETUP PHOTOGRAPHS



FCC ID ZNFUK750		SAR EVALUATION REPORT		Reviewed by: Quality Manager
Test Dates: 06/20/16 - 06/23/16	DUT Type: Portable Tablet			APPENDIX F: Page 1 of 7



1. PCB Main Ant
 - UMTS B5 Tx/Rx
 - LTE B12/5/26 Tx/Rx
2. PCB Main Ant
 - UMTS B2 Tx/Rx
 - LTE B2/4/25 Tx/Rx
3. GPS Rx Only
4. PCB Sub Ant
 - UMTS B2 Rx
 - LTE 2/4/25 Rx
5. WLAN/BT Main Ant
 - 2.4/5 GHz WLAN Tx/Rx
 - 2.4 GHz Bluetooth Tx/Rx
6. PCB Sub Ant
 - UMTS B5 Rx
 - LTE B12/5/26 Rx

Note: Exact antenna dimensions and separation distances are shown in the Technical Descriptions in the FCC Filing.

Figure F-1
DUT Antenna Locations



FCC ID ZNFUK750	 PCTEST ENGINEERING LABORATORY, INC.	SAR EVALUATION REPORT	 LG	Reviewed by: Quality Manager
Test Dates: 06/20/16 - 06/23/16	DUT Type: Portable Tablet			APPENDIX F: Page 2 of 7



SAR Test Setup Photo 1: Back Side at 0.0 cm



SAR Test Setup Photo 2: Back Side at 1.5 cm



FCC ID ZNFUK750		SAR EVALUATION REPORT		Reviewed by: Quality Manager
Test Dates: 06/20/16 - 06/23/16	DUT Type: Portable Tablet	APPENDIX F: Page 3 of 7		



SAR Test Setup Photo 3: Back Side at 1.8 cm



SAR Test Setup Photo 4: Top Edge at 0.0 cm



FCC ID ZNFUK750		SAR EVALUATION REPORT		Reviewed by: Quality Manager
Test Dates: 06/20/16 - 06/23/16	DUT Type: Portable Tablet	APPENDIX F: Page 4 of 7		



SAR Test Setup Photo 5: Top Edge at 0.9 cm



SAR Test Setup Photo 6: Top Edge at 1.6 cm



FCC ID ZNFUK750		SAR EVALUATION REPORT		Reviewed by: Quality Manager
Test Dates: 06/20/16 - 06/23/16	DUT Type: Portable Tablet			APPENDIX F: Page 5 of 7



SAR Test Setup Photo 7: Bottom Edge at 0.0 cm



SAR Test Setup Photo 8: Right Edge at 0.0 cm



FCC ID ZNFUK750		SAR EVALUATION REPORT		Reviewed by: Quality Manager
Test Dates: 06/20/16 - 06/23/16	DUT Type: Portable Tablet			APPENDIX F: Page 6 of 7



SAR Test Setup Photo 9: Right Edge at 1.5 cm



SAR Test Setup Photo 10: Left Edge at 0.0 cm

FCC ID ZNFUK750		SAR EVALUATION REPORT		Reviewed by: Quality Manager
Test Dates: 06/20/16 - 06/23/16	DUT Type: Portable Tablet	APPENDIX F: Page 7 of 7		