




APPENDIX F: SAR TEST SETUP PHOTOGRAPHS AND ANTENNA DIAGRAM



FCC ID ZNFUK495		SAR EVALUATION REPORT		Reviewed by: Quality Manager
Test Dates: 03/16/15 - 03/24/15	DUT Type: Portable Tablet			APPENDIX F: Page 1 of 5



SAR Test Setup Photo 1: Back Side at 2.2 cm



SAR Test Setup Photo 2: Back Side at 0.0 cm



FCC ID ZNFUK495		SAR EVALUATION REPORT		Reviewed by: Quality Manager
Test Dates: 03/16/15 - 03/24/15	DUT Type: Portable Tablet		APPENDIX F: Page 2 of 5	



SAR Test Setup Photo 3: Top Edge at 1.9 cm




SAR Test Setup Photo 4: Top Edge at 0.0 cm



FCC ID ZNFUK495		SAR EVALUATION REPORT		Reviewed by: Quality Manager
Test Dates: 03/16/15 - 03/24/15	DUT Type: Portable Tablet			APPENDIX F: Page 3 of 5




SAR Test Setup Photo 5: Right Edge at 0.7 cm

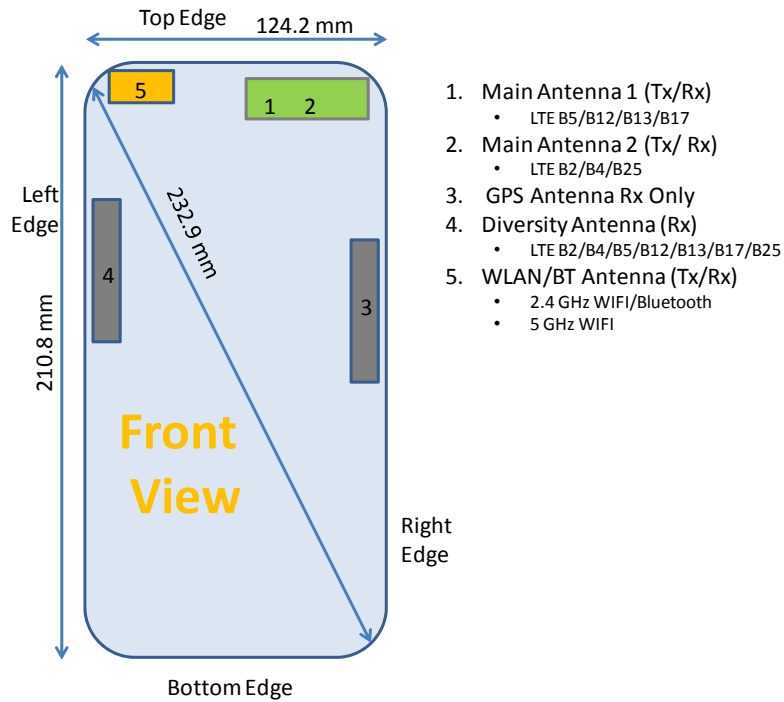


SAR Test Setup Photo 6: Right Edge at 0.0 cm



FCC ID ZNFUK495		SAR EVALUATION REPORT	 Reviewed by: Quality Manager
Test Dates: 03/16/15 - 03/24/15	DUT Type: Portable Tablet	APPENDIX F: Page 4 of 5	



SAR Test Setup Photo 7: Left Edge at 0.0 cm



**Figure F-1
DUT Antenna Locations**

FCC ID ZNFUK495	 PCTEST PROFESSIONAL LABORATORY, INC.	SAR EVALUATION REPORT	 LG	Reviewed by: Quality Manager
Test Dates: 03/16/15 - 03/24/15	DUT Type: Portable Tablet			APPENDIX F: Page 5 of 5