

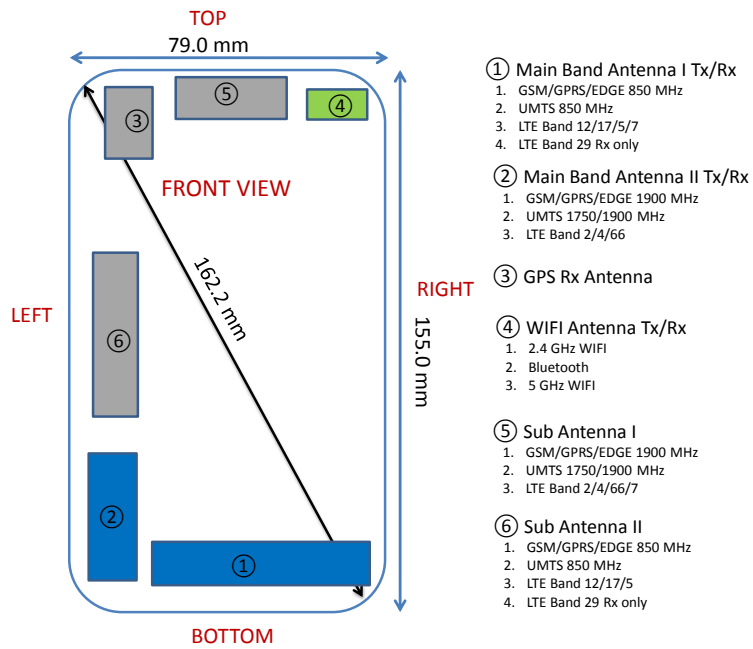


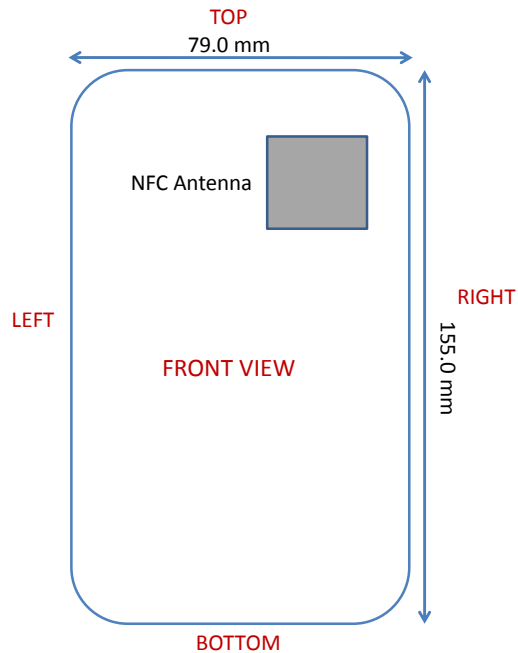
APPENDIX F: DUT ANTENNA DIAGRAM & SAR TEST SETUP PHOTOGRAPHS

FCC ID: ZNFTP450		SAR EVALUATION REPORT		Approved by: Quality Manager
Test Dates: 03/01/17 - 03/20/17	DUT Type: Portable Handset			APPENDIX F: Page 1 of 10






Note: Exact antenna dimensions and separation distances are shown in the Technical Descriptions in the FCC Filing.

**Figure F-1
DUT Antenna Locations**




**Figure F-2
NFC Antenna Locations**



FCC ID: ZNFTP450		SAR EVALUATION REPORT		Approved by: Quality Manager
Test Dates: 03/01/17 - 03/20/17	DUT Type: Portable Handset			APPENDIX F: Page 2 of 10



SAR Test Setup Photo 1 – Right Cheek



SAR Test Setup Photo 2 – Right Tilt



FCC ID: ZNFTP450		SAR EVALUATION REPORT		Approved by: Quality Manager
Test Dates: 03/01/17 - 03/20/17	DUT Type: Portable Handset			APPENDIX F: Page 3 of 10




SAR Test Setup Photo 3 – Left Cheek



SAR Test Setup Photo 4 – Left Tilt



FCC ID: ZNFTP450		SAR EVALUATION REPORT		Approved by: Quality Manager
Test Dates: 03/01/17 - 03/20/17	DUT Type: Portable Handset			APPENDIX F: Page 4 of 10



SAR Test Setup Photo 5 – Back at 1.0 cm



SAR Test Setup Photo 6 – Front at 1.0 cm



FCC ID: ZNFTP450	 <small>PCTEST ENGINEERING LABORATORY, INC.</small>	SAR EVALUATION REPORT		Approved by: Quality Manager
Test Dates: 03/01/17 - 03/20/17	DUT Type: Portable Handset			APPENDIX F: Page 5 of 10



SAR Test Setup Photo 7 – Top at 1.0 cm



SAR Test Setup Photo 8 – Bottom at 1.0 cm



FCC ID: ZNFTP450		SAR EVALUATION REPORT		Approved by: Quality Manager
Test Dates: 03/01/17 - 03/20/17	DUT Type: Portable Handset			APPENDIX F: Page 6 of 10



SAR Test Setup Photo 9 – Right at 1.0 cm




SAR Test Setup Photo 10 – Left at 1.0 cm



FCC ID: ZNFTP450		SAR EVALUATION REPORT		Approved by: Quality Manager
Test Dates: 03/01/17 - 03/20/17	DUT Type: Portable Handset			APPENDIX F: Page 7 of 10



SAR Test Setup Photo 11 – Back at 0.0 cm



SAR Test Setup Photo 12 – Front at 0.0 cm



FCC ID: ZNFTP450		SAR EVALUATION REPORT		Approved by: Quality Manager
Test Dates: 03/01/17 - 03/20/17	DUT Type: Portable Handset	APPENDIX F: Page 8 of 10		



SAR Test Setup Photo 13 – Top at 0.0 cm





SAR Test Setup Photo 14 – Right at 0.0 cm

FCC ID: ZNFTP450		SAR EVALUATION REPORT		Approved by: Quality Manager
Test Dates: 03/01/17 - 03/20/17	DUT Type: Portable Handset			APPENDIX F: Page 9 of 10



SAR Test Setup Photo 14 – Vertical and Horizontal Reference Lines

FCC ID: ZNFTP450		SAR EVALUATION REPORT		Approved by: Quality Manager
Test Dates: 03/01/17 - 03/20/17	DUT Type: Portable Handset			APPENDIX F: Page 10 of 10