



17. TEST PHOTOGRAPHS

See following Attached Pages for setup photographs.

FCC ID: ZNFTP450	 PCTEST ENGINEERING LABORATORY, INC.	HAC (RF EMISSIONS) TEST REPORT	 LG	Approved by: Quality Manager
Filename: 1M1703010081-10.ZNF	Test Dates: 02/27/2017 - 03/11/2017	DUT Type: Portable Handset	Page 72 of 74	

© 2017 PCTEST Engineering Laboratory, Inc.

REV 3.1.M
02/13/2017

© 2017 PCTEST Engineering Laboratory, Inc. All rights reserved. Unless otherwise specified, no part of this report may be reproduced or utilized in any part, form or by any means, electronic or mechanical, including photocopying and microfilm, without permission in writing from PCTEST Engineering Laboratory, Inc. If you have any questions about this international copyright or have an enquiry about obtaining additional rights to this report or assembly of contents thereof, please contact INFO@PCTESTLAB.COM.




Figure 17-1
Ear Reference Point HAC Phantom Alignment






Figure 17-2
HAC Phantom Plane Alignment

FCC ID: ZNFTP450	 PCTEST ENGINEERING LABORATORY, INC.	HAC (RF EMISSIONS) TEST REPORT	 LG	Approved by: Quality Manager
Filename: 1M1703010081-10.ZNF	Test Dates: 02/27/2017 - 03/11/2017	DUT Type: Portable Handset		Page 73 of 74

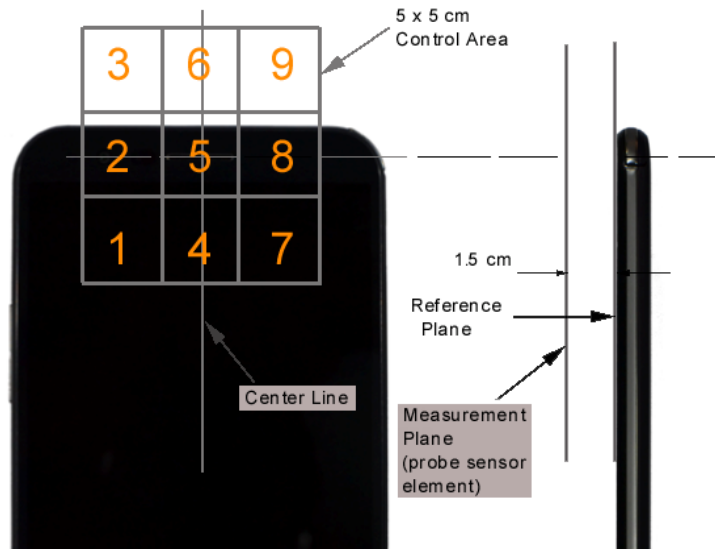


Figure 17-3 5x5 Scan grid above WD (Acoustic Centered Scan area pictured)




Figure 17-4 E-Field WD Scan overlay (T-coil Centered Scan area pictured)

FCC ID: ZNFTP450	PCTEST TECHNOLOGICAL LABORATORY, INC.	HAC (RF EMISSIONS) TEST REPORT	LG	Approved by: Quality Manager
Filename: 1M1703010081-10.ZNF	Test Dates: 02/27/2017 - 03/11/2017	DUT Type: Portable Handset		Page 74 of 74