

---

## APPENDIX B - Test Setup Photos and Configuration

### Conducted Emissions at Mains Power Ports

#### ■ Charge Mode



---

This report shall not be reproduced except in full, without the written approval of KES Co., Ltd.  
The results shown in this test report refer only to the sample(s) tested unless otherwise stated.  
The authenticity of the test report, contact [shchoi@kes.co.kr](mailto:shchoi@kes.co.kr)

## Radiated Electric Field Emissions(Below 1 GHz)

### ■ Charge Mode



This report shall not be reproduced except in full, without the written approval of KES Co., Ltd.  
The results shown in this test report refer only to the sample(s) tested unless otherwise stated.  
The authenticity of the test report, contact shchoi@kes.co.kr



■ Operating Mode



This report shall not be reproduced except in full, without the written approval of KES Co., Ltd.  
The results shown in this test report refer only to the sample(s) tested unless otherwise stated.  
The authenticity of the test report, contact shchoi@kes.co.kr


## Radiated Electric Field Emissions(Above 1 GHz)

### ■ Charge Mode



This report shall not be reproduced except in full, without the written approval of KES Co., Ltd.  
The results shown in this test report refer only to the sample(s) tested unless otherwise stated.  
The authenticity of the test report, contact shchoi@kes.co.kr

■ Operating Mode



This report shall not be reproduced except in full, without the written approval of KES Co., Ltd.  
The results shown in this test report refer only to the sample(s) tested unless otherwise stated.  
The authenticity of the test report, contact shchoi@kes.co.kr