



Report No. : KES-SR240060

Page 1 / 8


**KES Co., Ltd.**

3701, 40, Simin-daero 365beon-gil, Dongan-gu, Anyang-si,  
Gyeonggi-do, 14057, Korea

Tel : +82-31-425-6200, Fax : +82-31-425-6200


## **APPENDIX E: DUT ANTENNA DIAGRAM & SAR TEST SETUP PHOTOGRAPHS**

**DUT Antenna Diagram**




**Figure E-1 Antenna Location (Right Ear & Left Ear)**

**SAR Test Setup Photographs – Right Ear**




**Top Side from Flat Phantom (Separation Distance: 0 cm) – Right Ear**



**Bottom Side from Flat Phantom (Separation Distance: 0 cm) – Right Ear**




**Right Ear & Front from Flat Phantom (Separation Distance: 0 cm) – Right Ear**



**Rear Side from Flat Phantom (Separation Distance: 0 cm) – Right Ear**




**Right Side from Flat Phantom (Separation Distance: 0 cm) – Right Ear**




**Left Side from Flat Phantom (Separation Distance: 0 cm) – Right Ear**


**SAR Test Setup Photographs – Left Ear**



**Top Side from Flat Phantom (Separation Distance: 0 cm) – Left Ear**



**Bottom Side from Flat Phantom (Separation Distance: 0 cm) – Left Ear**



**Left Ear & Front from Flat Phantom (Separation Distance: 0 cm) – Left Ear**



**Rear Side from Flat Phantom (Separation Distance: 0 cm) – Left Ear**



**Right Side from Flat Phantom (Separation Distance: 0 cm) – Left Ear**



**Left Side from Flat Phantom (Separation Distance: 0 cm) – Left Ear**