

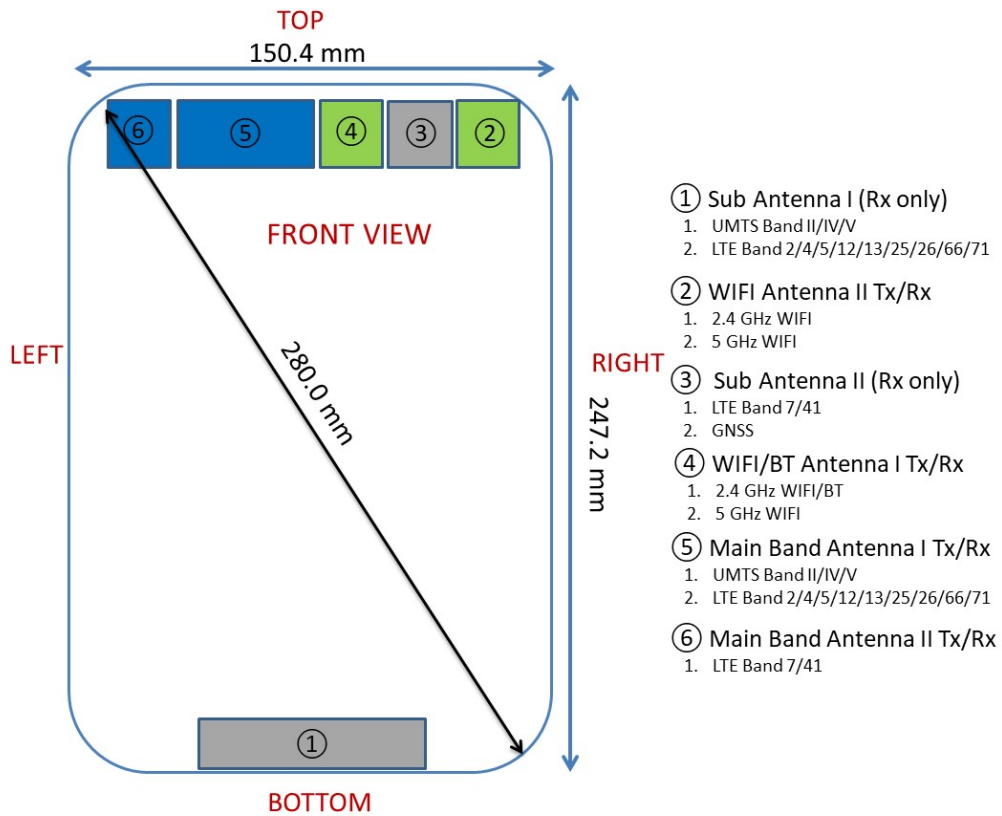




APPENDIX F: DUT ANTENNA DIAGRAM & SAR TEST SETUP PHOTOGRAPHS

FCC ID ZNFT600US		SAR EVALUATION REPORT		Approved by: Quality Manager
Test Dates: 07/15/19 – 08/25/19	DUT Type: Portable Tablet			APPENDIX F: Page 1 of 5




Note: Exact antenna dimensions and separation distances are shown in the Technical Descriptions in the FCC Filing.

**Figure F-1
DUT Antenna Locations**



FCC ID ZNFT600US		SAR EVALUATION REPORT		Approved by: Quality Manager
Test Dates: 07/15/19 – 08/25/19	DUT Type: Portable Tablet			APPENDIX F: Page 2 of 5



SAR Test Setup Photo 1 – Back Side at 15 mm



SAR Test Setup Photo 2 – Back Side at 0 mm



FCC ID ZNFT600US		SAR EVALUATION REPORT		Approved by: Quality Manager
Test Dates: 07/15/19 – 08/25/19	DUT Type: Portable Tablet			APPENDIX F: Page 3 of 5



SAR Test Setup Photo 3 – Top Edge at 15 mm



SAR Test Setup Photo 4 – Top Edge at 0 mm



FCC ID ZNFT600US		SAR EVALUATION REPORT		Approved by: Quality Manager
Test Dates: 07/15/19 – 08/25/19	DUT Type: Portable Tablet			APPENDIX F: Page 4 of 5



SAR Test Setup Photo 5 – Right Edge at 0 mm



SAR Test Setup Photo 6 – Left Edge at 0 mm

FCC ID ZNFT600US		SAR EVALUATION REPORT		Approved by: Quality Manager
Test Dates: 07/15/19 – 08/25/19	DUT Type: Portable Tablet			APPENDIX F: Page 5 of 5