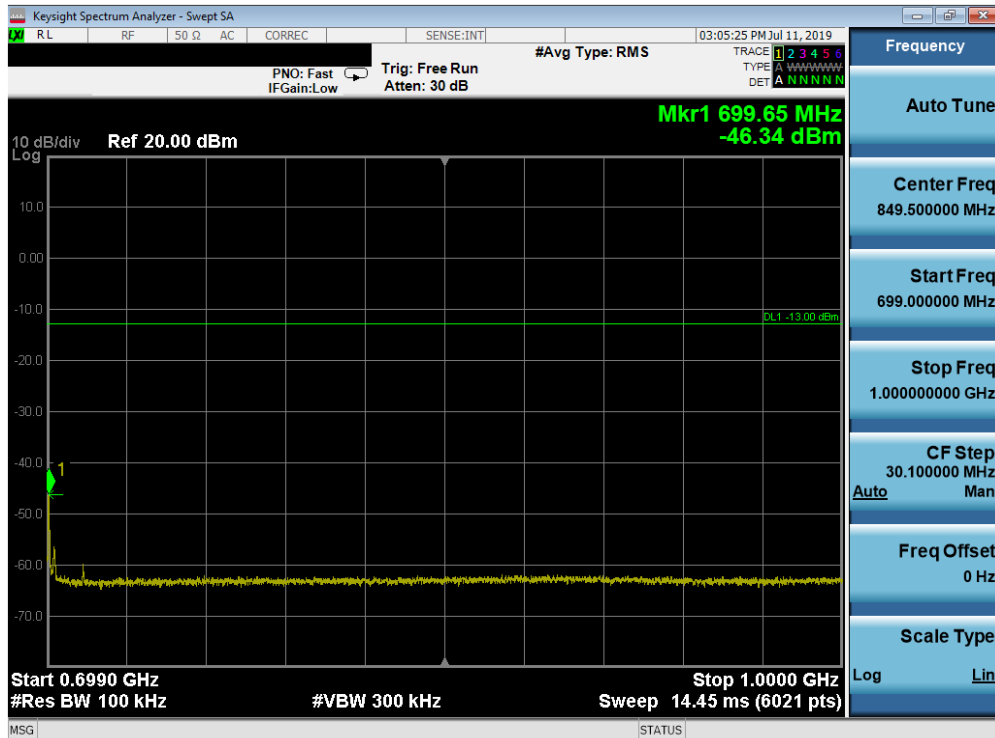
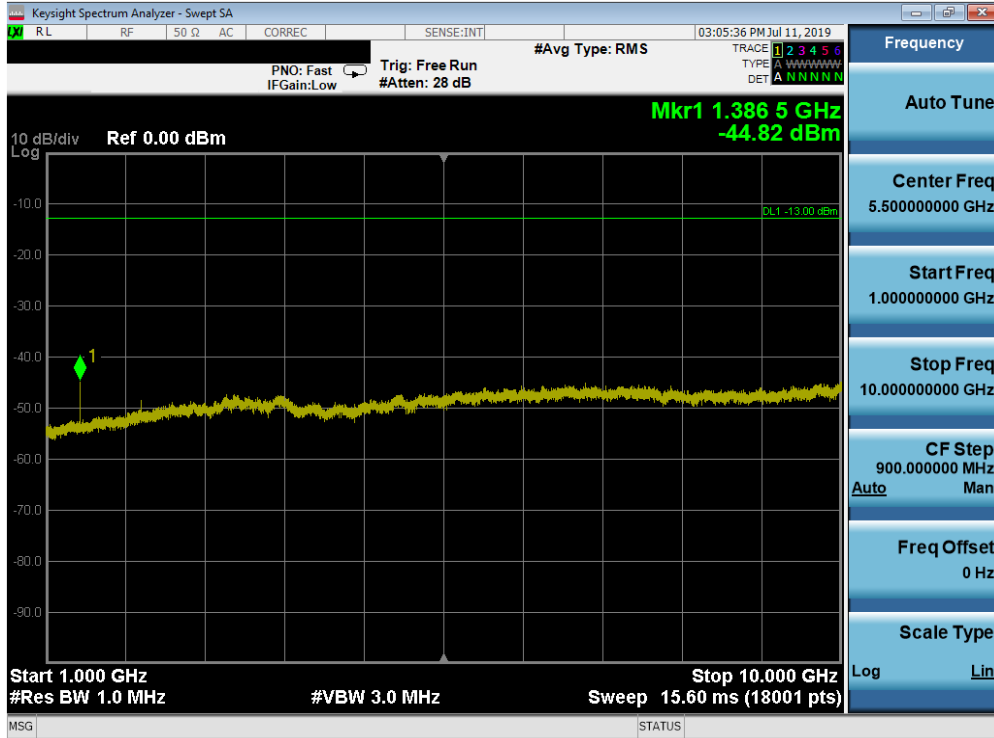


Plot 7-112. Conducted Spurious Plot (Band 71 - 5.0MHz QPSK - RB Size 1, RB Offset 0 - High Channel)



Plot 7-113. Conducted Spurious Plot (Band 71 - 5.0MHz QPSK - RB Size 1, RB Offset 0 - High Channel)

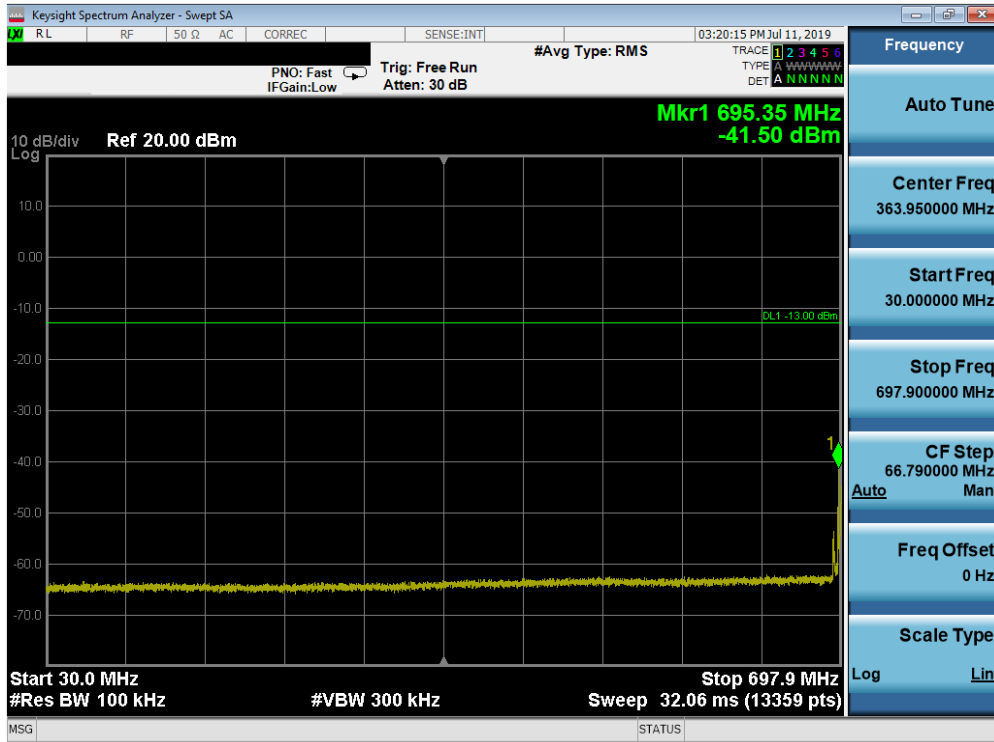
FCC ID: ZNFT600US		MEASUREMENT REPORT (CERTIFICATION)		Approved by: Quality Manager
Test Report S/N: 1M1907050112-03.ZNF	Test Dates: 7/8 - 7/23/2019	EUT Type: Portable Tablet		Page 75 of 232



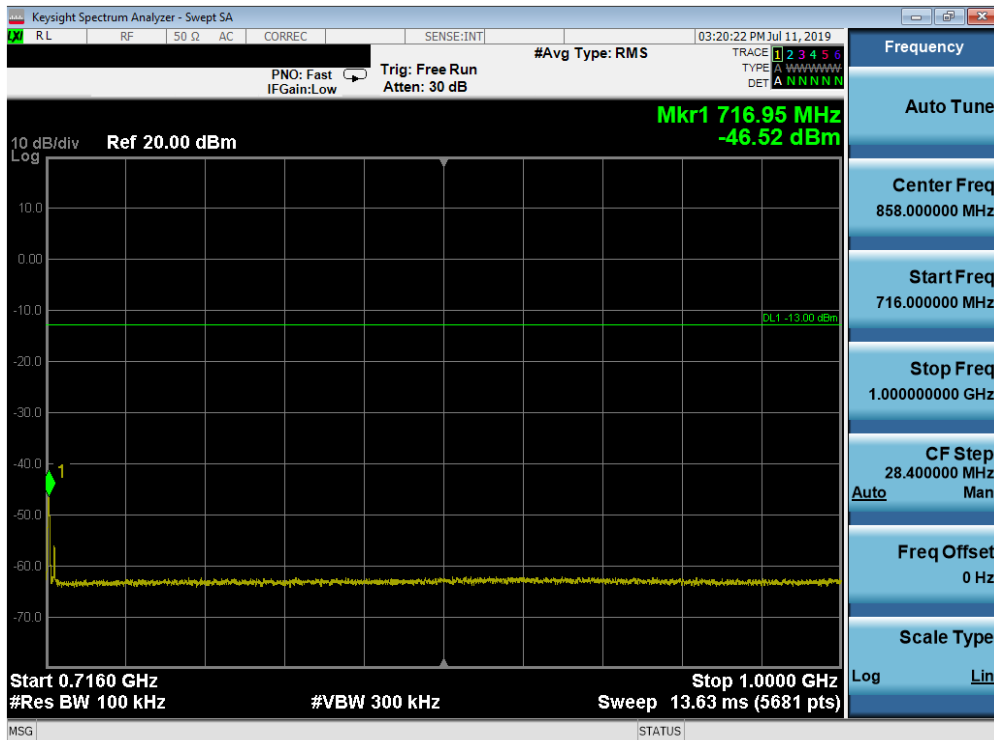
Plot 7-114. Conducted Spurious Plot (Band 71 - 5.0MHz QPSK - RB Size 1, RB Offset 0 - High Channel)

FCC ID: ZNFT600US	 MEASUREMENT REPORT (CERTIFICATION)			Approved by: Quality Manager
Test Report S/N: 1M1907050112-03.ZNF	Test Dates: 7/8 - 7/23/2019	EUT Type: Portable Tablet	Page 76 of 232	

Band 12

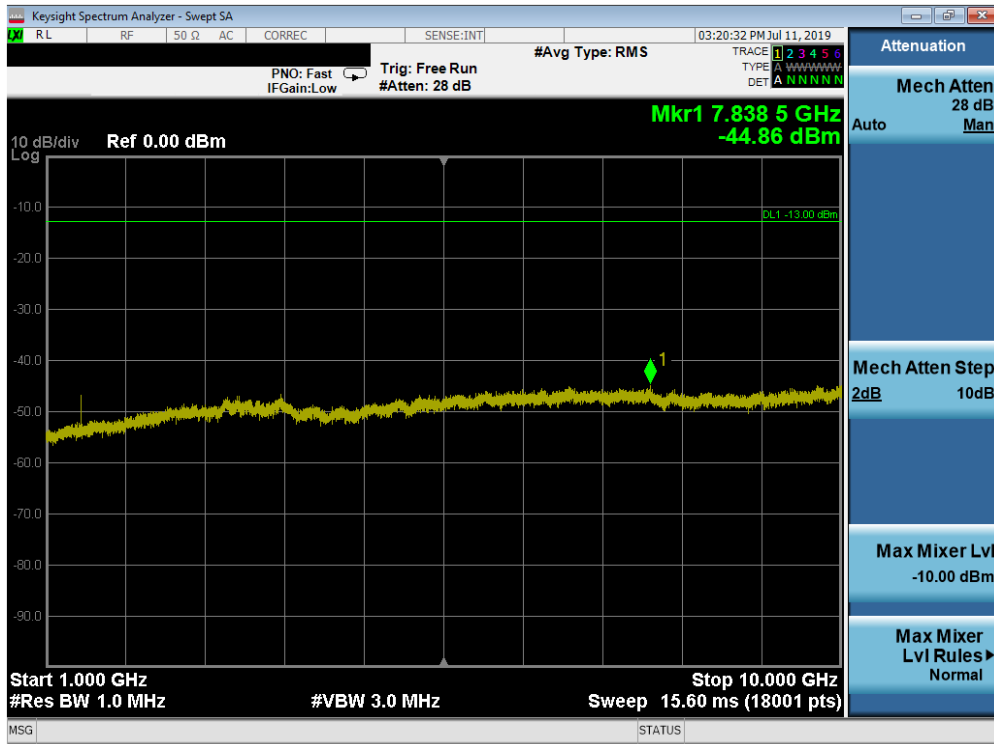


Plot 7-115. Conducted Spurious Plot (Band 12 - 10.0MHz QPSK - RB Size 1, RB Offset 0 - Low Channel)

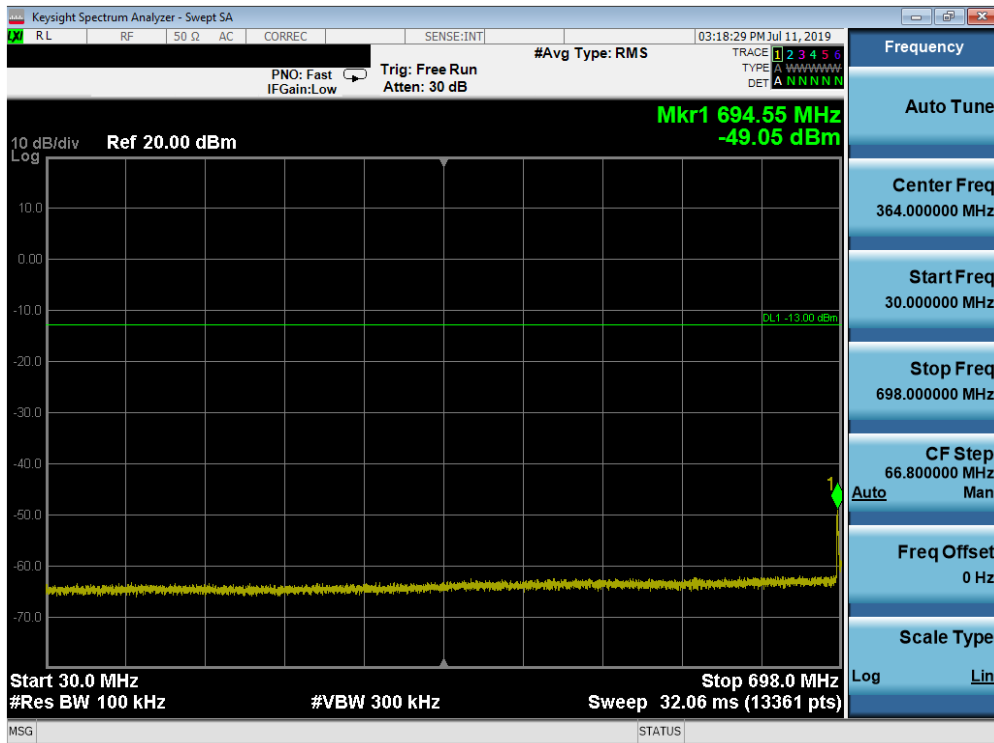


Plot 7-116. Conducted Spurious Plot (Band 12 - 10.0MHz QPSK - RB Size 1, RB Offset 0 - Low Channel)

FCC ID: ZNFT600US		MEASUREMENT REPORT (CERTIFICATION)		Approved by: Quality Manager
Test Report S/N: 1M1907050112-03.ZNF	Test Dates: 7/8 - 7/23/2019	EUT Type: Portable Tablet		Page 77 of 232

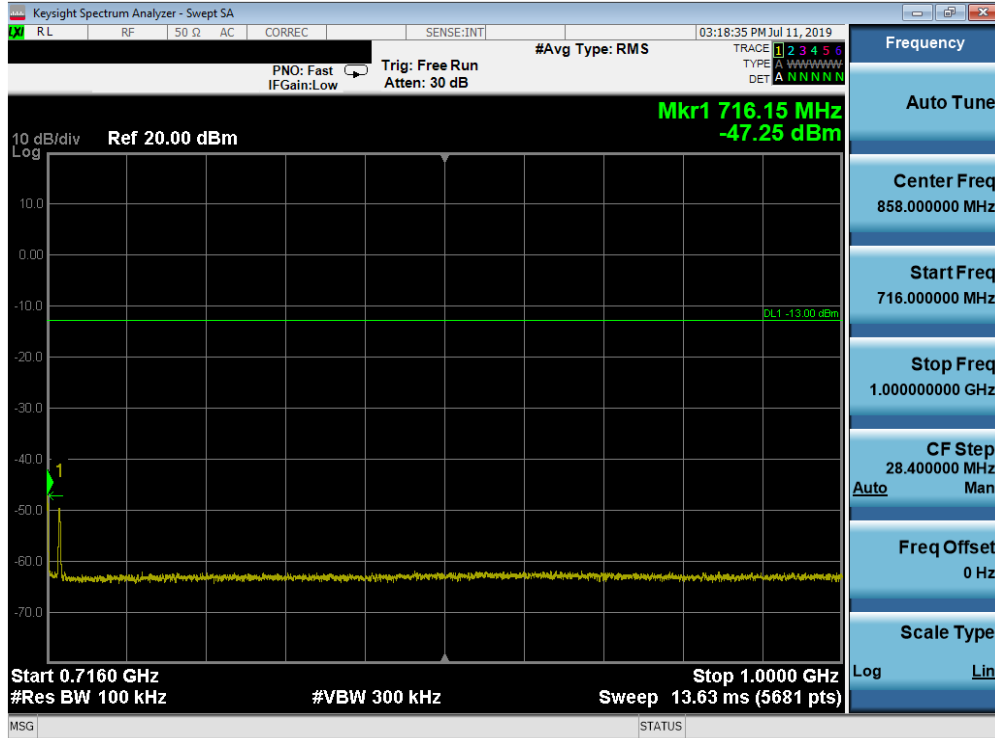


Plot 7-117. Conducted Spurious Plot (Band 12 - 10.0MHz QPSK - RB Size 1, RB Offset 0 - Low Channel)

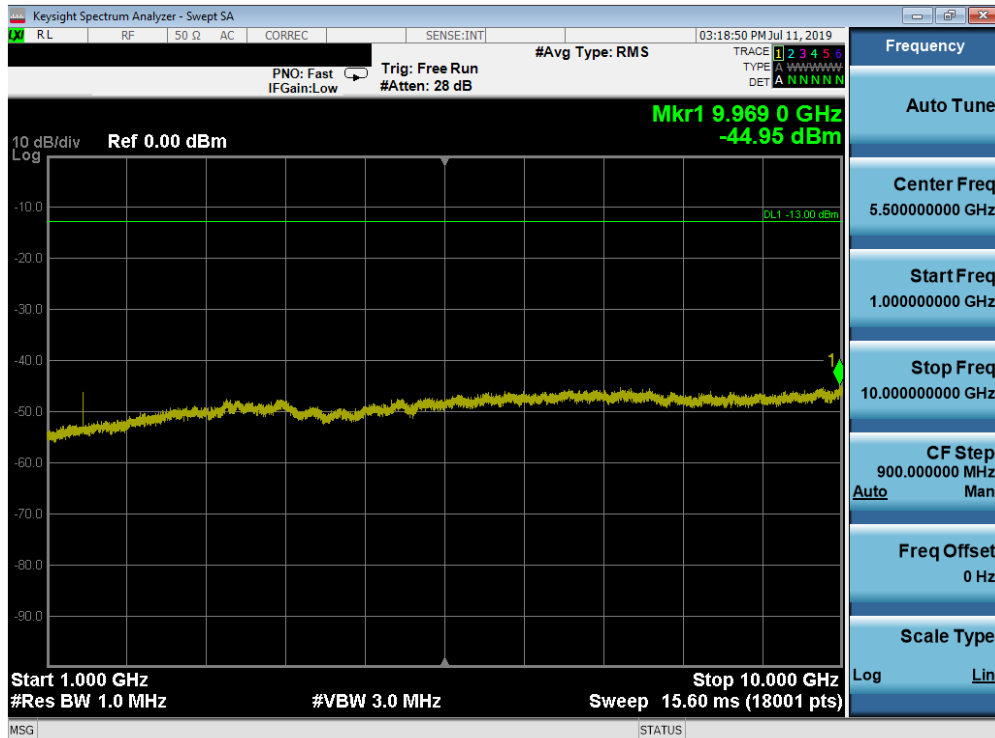


Plot 7-118. Conducted Spurious Plot (Band 12 - 10.0MHz QPSK - RB Size 1, RB Offset 0 - Mid Channel)

FCC ID: ZNFT600US		MEASUREMENT REPORT (CERTIFICATION)		Approved by: Quality Manager
Test Report S/N: 1M1907050112-03.ZNF	Test Dates: 7/8 - 7/23/2019	EUT Type: Portable Tablet		Page 78 of 232

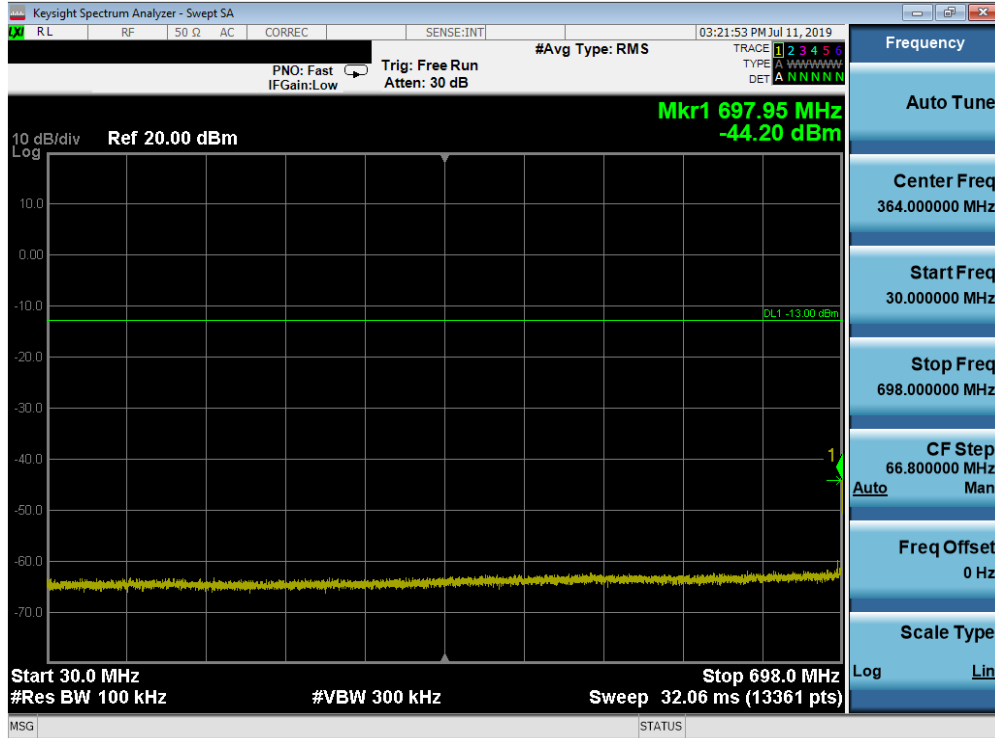


Plot 7-119. Conducted Spurious Plot (Band 12 - 10.0MHz QPSK - RB Size 1, RB Offset 0 - Mid Channel)

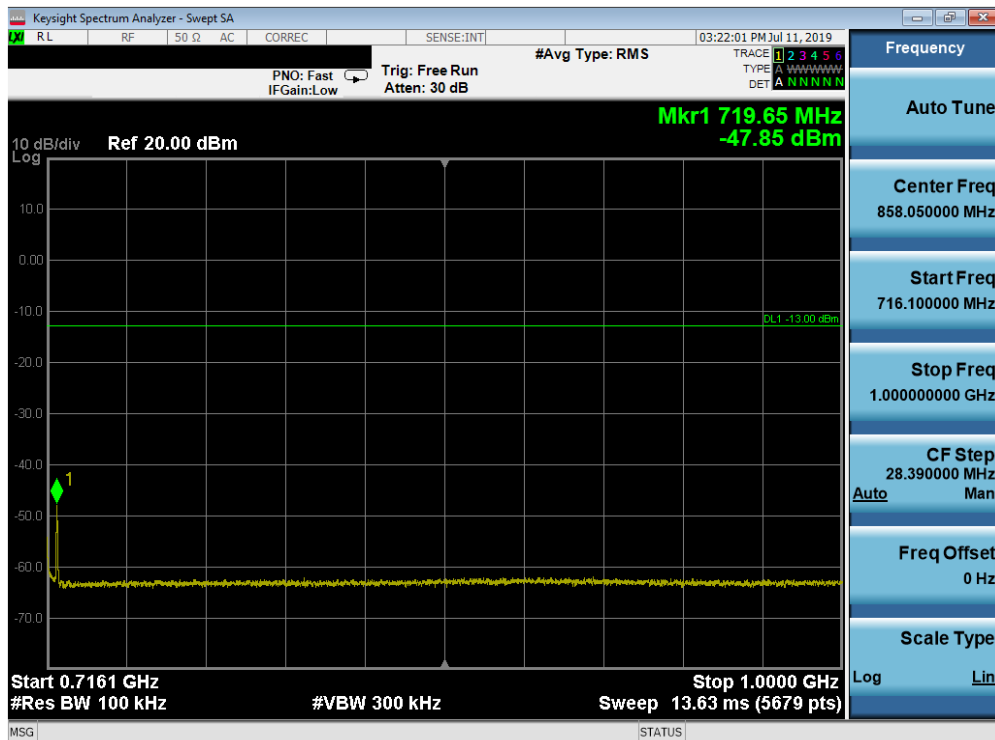


Plot 7-120. Conducted Spurious Plot (Band 12 - 10.0MHz QPSK - RB Size 1, RB Offset 0 - Mid Channel)

FCC ID: ZNFT600US		MEASUREMENT REPORT (CERTIFICATION)		Approved by: Quality Manager
Test Report S/N: 1M1907050112-03.ZNF	Test Dates: 7/8 - 7/23/2019	EUT Type: Portable Tablet		Page 79 of 232

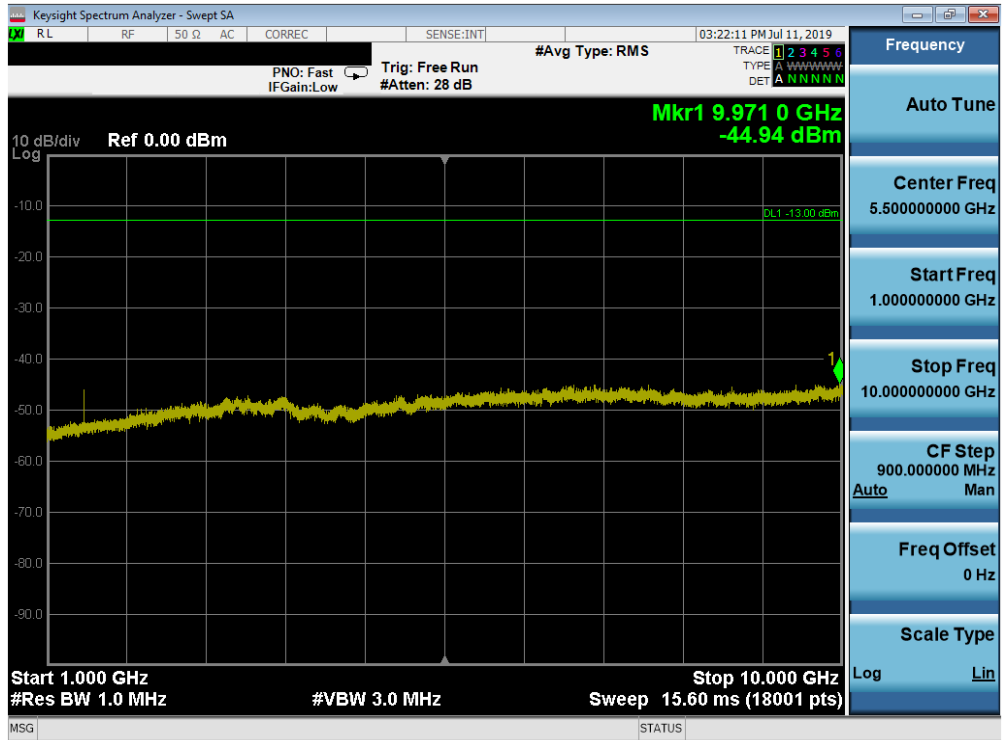


Plot 7-121. Conducted Spurious Plot (Band 12 - 10.0MHz QPSK - RB Size 1, RB Offset 0 - High Channel)



Plot 7-122. Conducted Spurious Plot (Band 12 - 10.0MHz QPSK - RB Size 1, RB Offset 0 - High Channel)

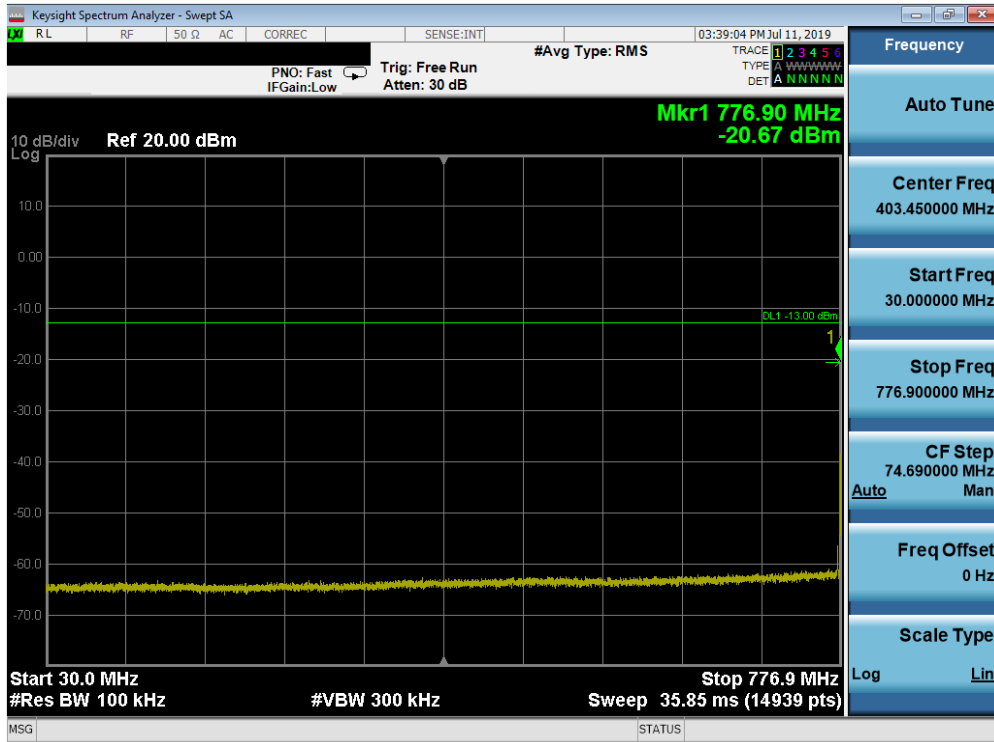
FCC ID: ZNFT600US		MEASUREMENT REPORT (CERTIFICATION)		Approved by: Quality Manager
Test Report S/N: 1M1907050112-03.ZNF	Test Dates: 7/8 - 7/23/2019	EUT Type: Portable Tablet		Page 80 of 232



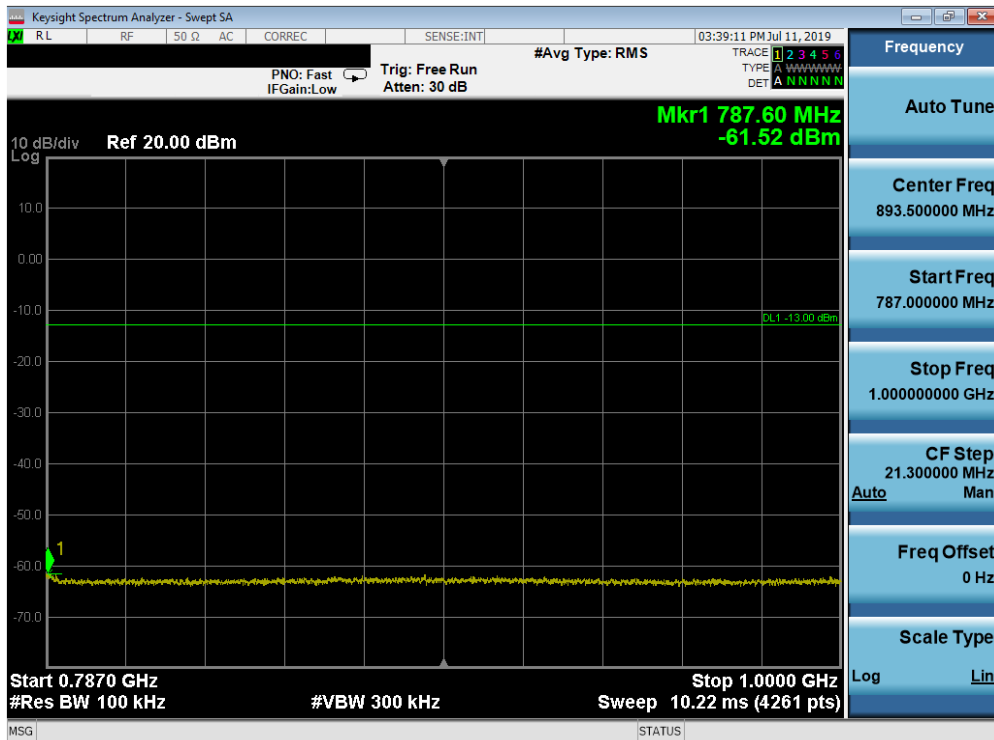
Plot 7-123. Conducted Spurious Plot (Band 12 - 10.0MHz QPSK - RB Size 1, RB Offset 0 - High Channel)

FCC ID: ZNFT600US	 MEASUREMENT REPORT (CERTIFICATION)			Approved by: Quality Manager
Test Report S/N: 1M1907050112-03.ZNF	Test Dates: 7/8 - 7/23/2019	EUT Type: Portable Tablet	Page 81 of 232	

Band 13

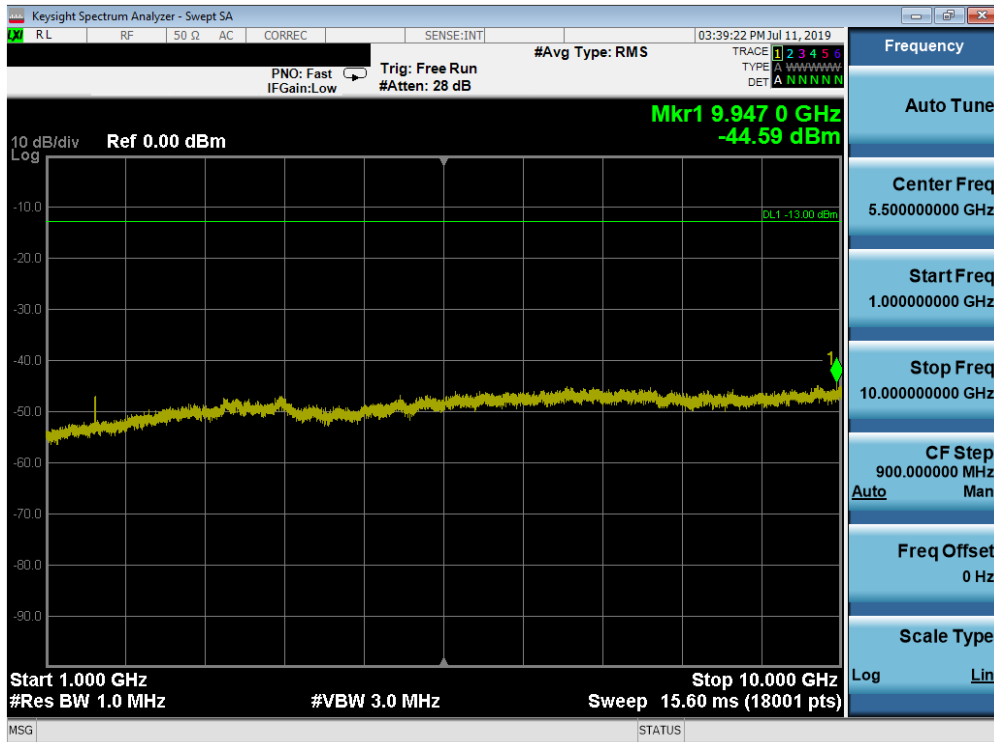


Plot 7-124. Conducted Spurious Plot (Band 13 - 5.0MHz QPSK - RB Size 1, RB Offset 0 - Low Channel)

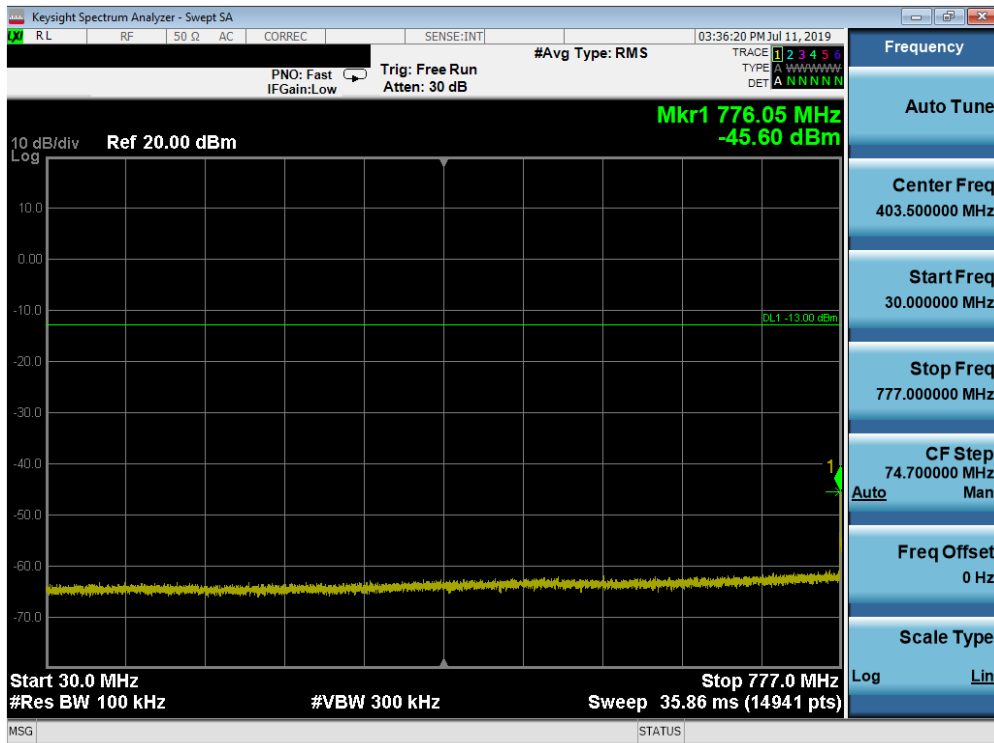


Plot 7-125. Conducted Spurious Plot (Band 13 - 5.0MHz QPSK - RB Size 1, RB Offset 0 - Low Channel)

FCC ID: ZNFT600US	PCTEST ENGINEERING LABORATORY, INC.	MEASUREMENT REPORT (CERTIFICATION)	LG	Approved by: Quality Manager
Test Report S/N: 1M1907050112-03.ZNF	Test Dates: 7/8 - 7/23/2019	EUT Type: Portable Tablet		Page 82 of 232

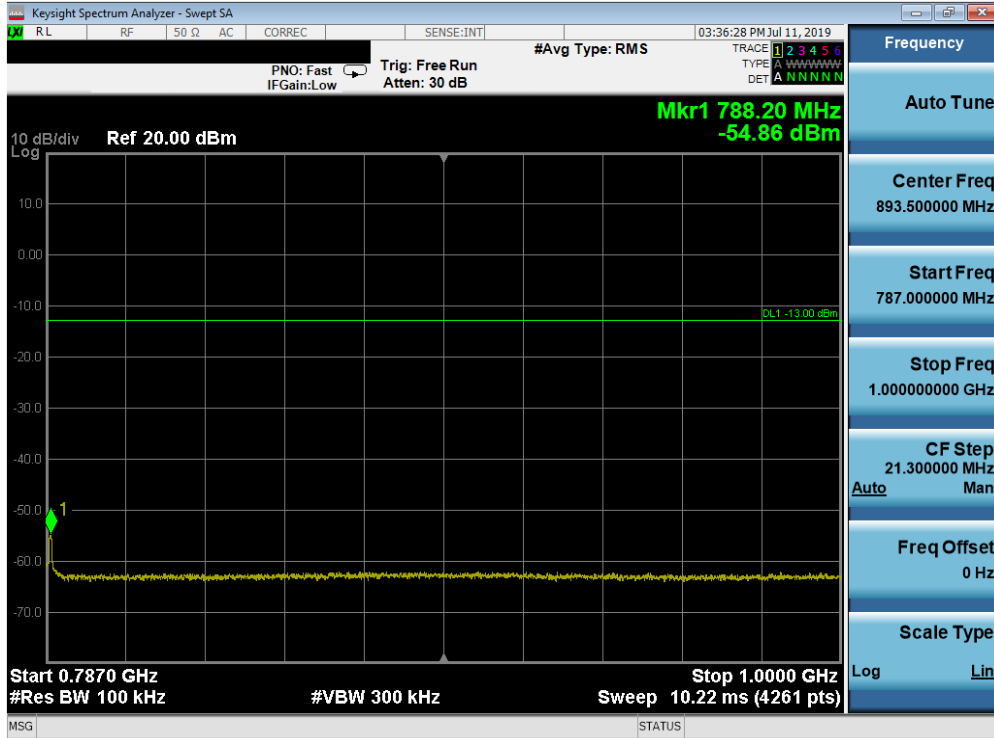


Plot 7-126. Conducted Spurious Plot (Band 13 - 5.0MHz QPSK - RB Size 1, RB Offset 0 - Low Channel)

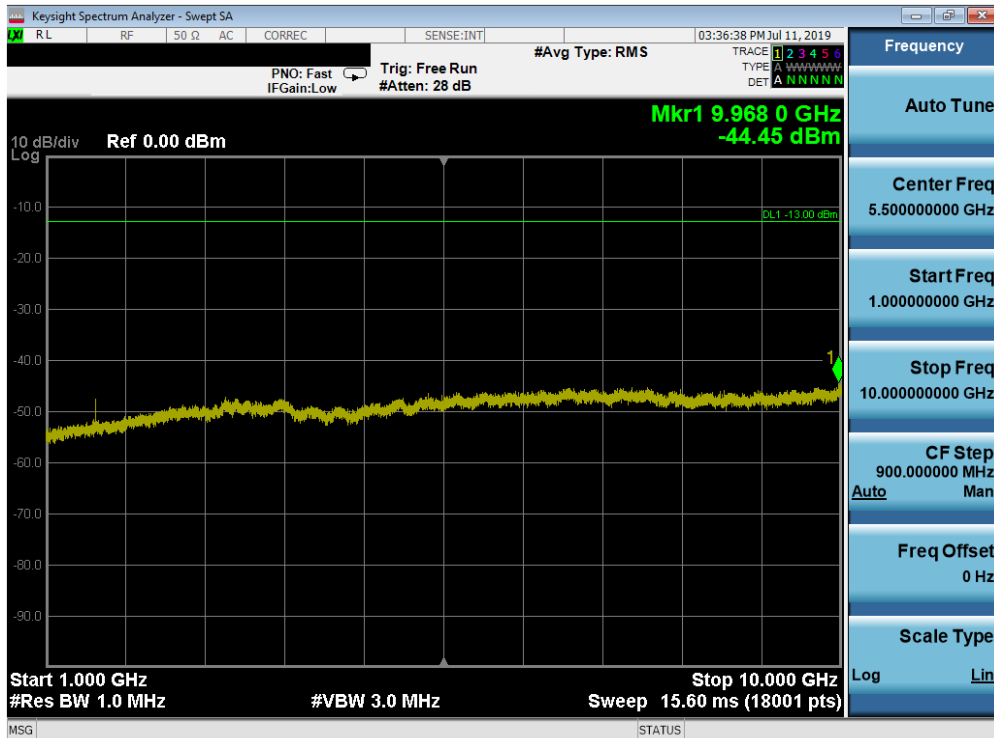


Plot 7-127. Conducted Spurious Plot (Band 13 - 5.0MHz QPSK - RB Size 1, RB Offset 0 - Mid Channel)

FCC ID: ZNFT600US		MEASUREMENT REPORT (CERTIFICATION)		Approved by: Quality Manager
Test Report S/N: 1M1907050112-03.ZNF	Test Dates: 7/8 - 7/23/2019	EUT Type: Portable Tablet		Page 83 of 232

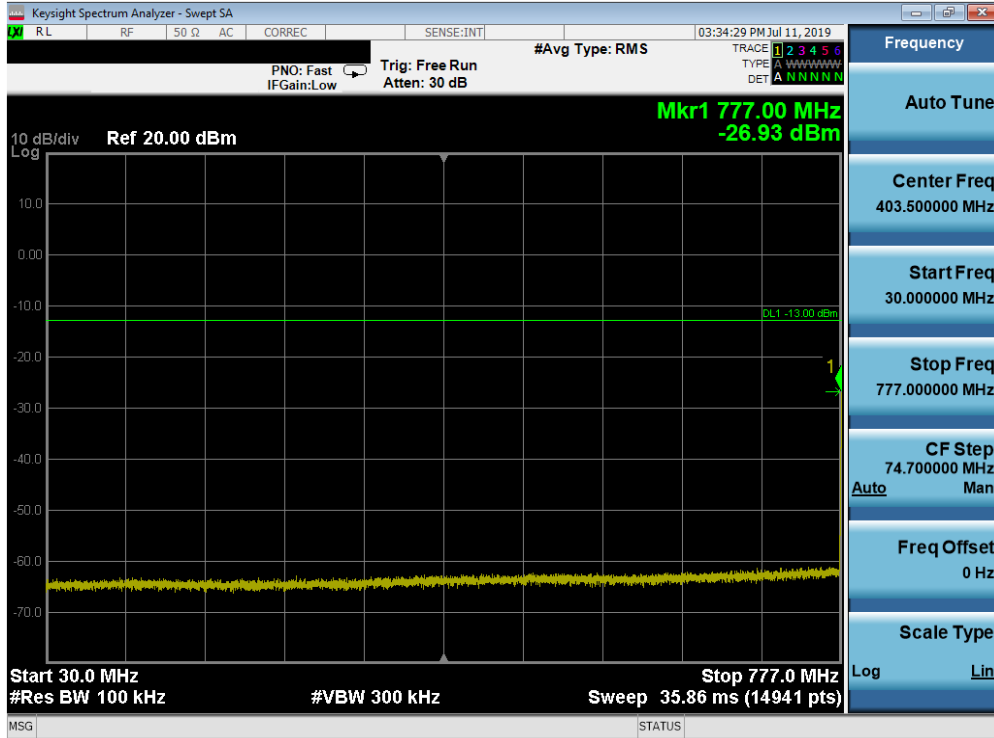


Plot 7-128. Conducted Spurious Plot (Band 13 - 5.0MHz QPSK - RB Size 1, RB Offset 0 - Mid Channel)

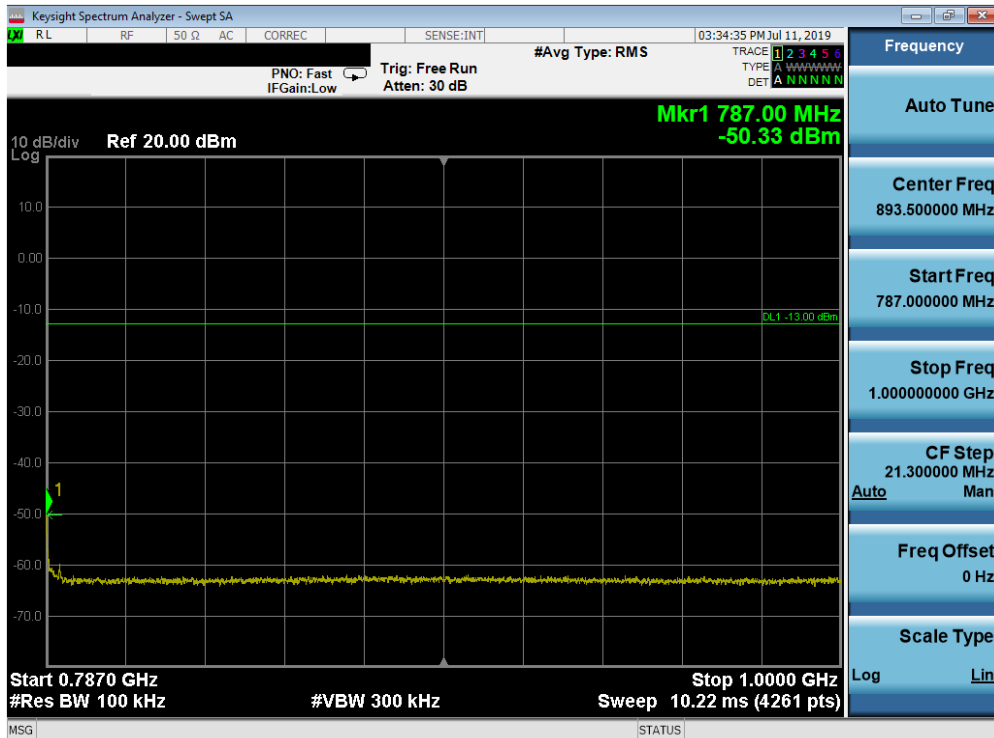


Plot 7-129. Conducted Spurious Plot (Band 13 - 5.0MHz QPSK - RB Size 1, RB Offset 0 - Mid Channel)

FCC ID: ZNFT600US	PCTEST ENGINEERING LABORATORY, INC.	MEASUREMENT REPORT (CERTIFICATION)	LG	Approved by: Quality Manager
Test Report S/N: 1M1907050112-03.ZNF	Test Dates: 7/8 - 7/23/2019	EUT Type: Portable Tablet		Page 84 of 232

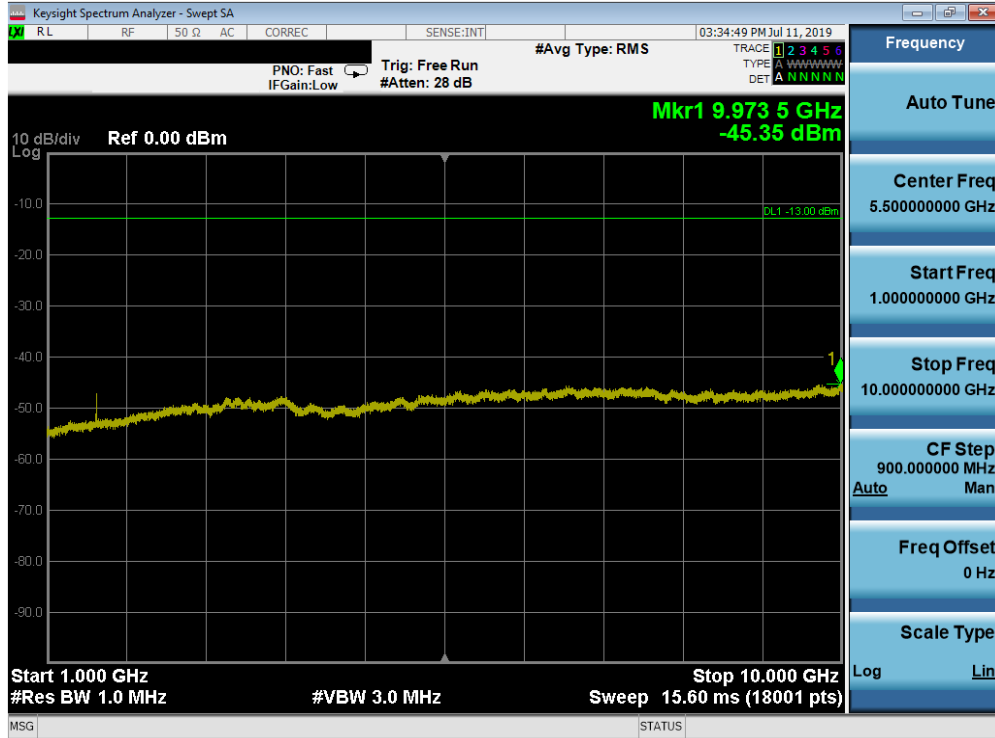


Plot 7-130. Conducted Spurious Plot (Band 13 - 10.0MHz QPSK - RB Size 1, RB Offset 0)



Plot 7-131. Conducted Spurious Plot (Band 13 - 10.0MHz QPSK - RB Size 1, RB Offset 0)

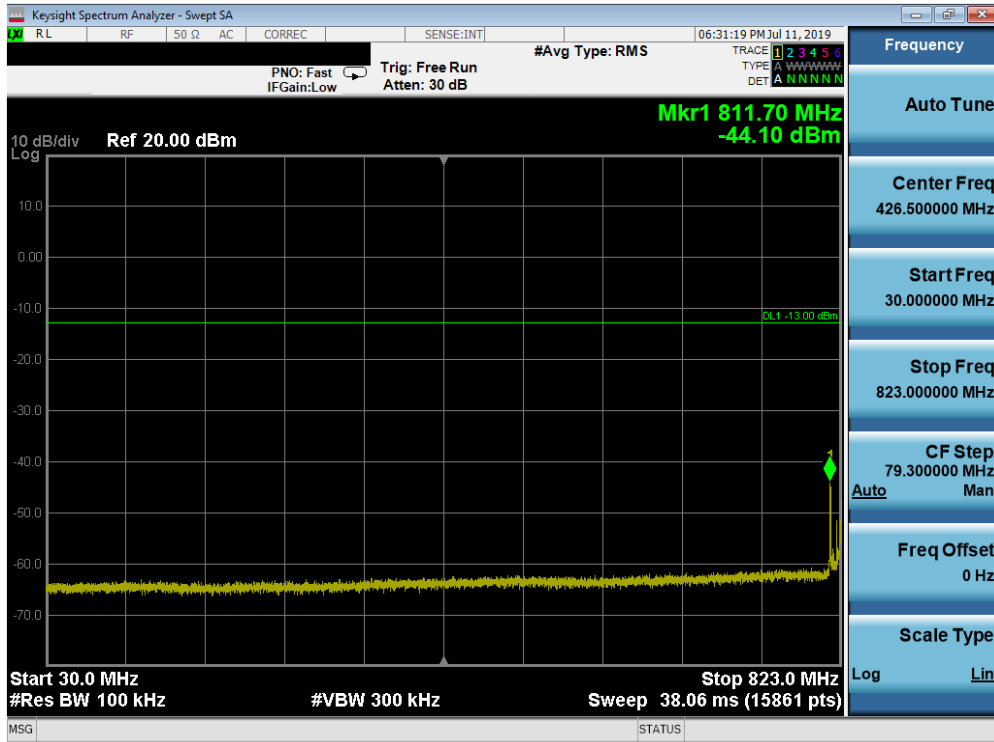
FCC ID: ZNFT600US		MEASUREMENT REPORT (CERTIFICATION)		Approved by: Quality Manager
Test Report S/N: 1M1907050112-03.ZNF	Test Dates: 7/8 - 7/23/2019	EUT Type: Portable Tablet		Page 85 of 232



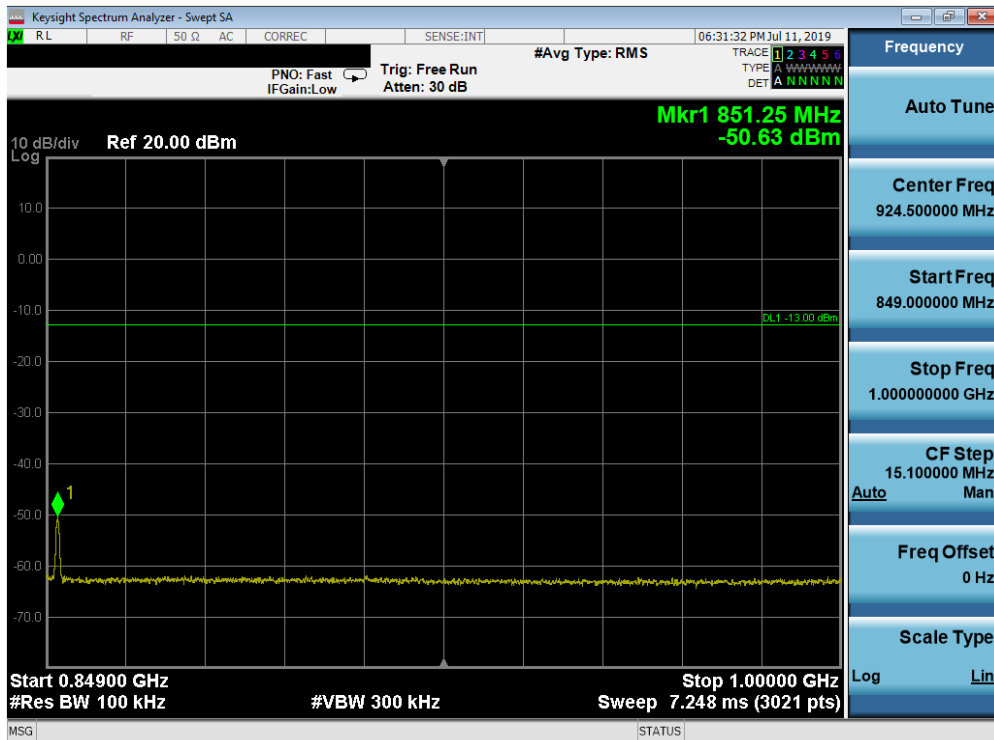
Plot 7-132. Conducted Spurious Plot (Band 13 - 10.0MHz QPSK - RB Size 1, RB Offset 0)

FCC ID: ZNFT600US	 MEASUREMENT REPORT (CERTIFICATION)			Approved by: Quality Manager
Test Report S/N: 1M1907050112-03.ZNF	Test Dates: 7/8 - 7/23/2019	EUT Type: Portable Tablet	Page 86 of 232	

Band 26/5

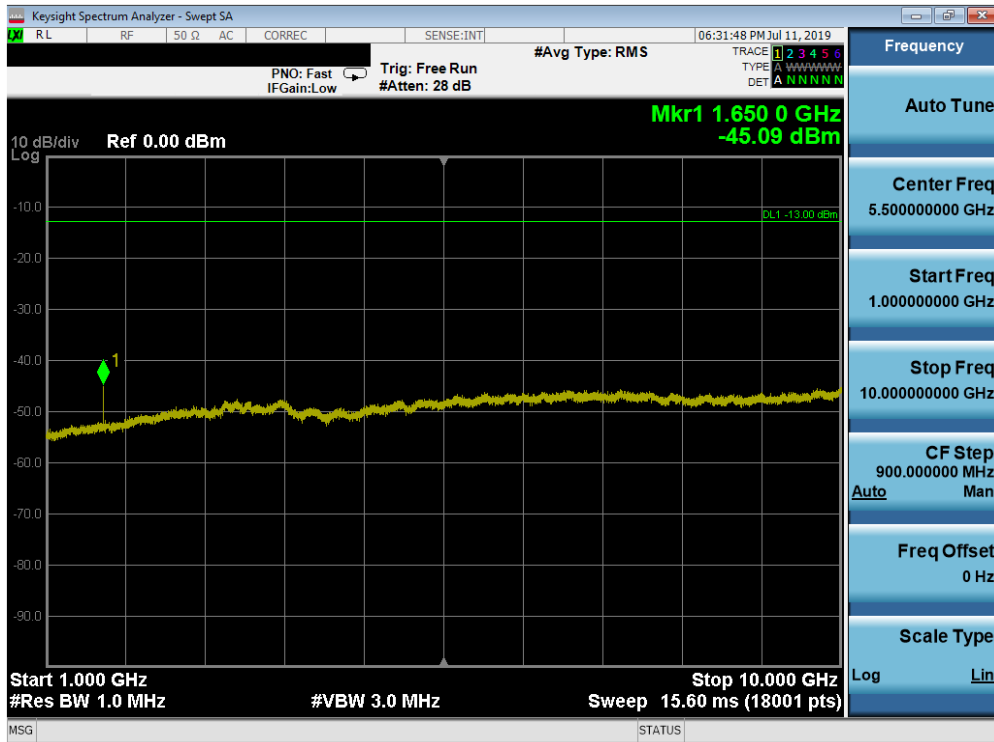


Plot 7-133. Conducted Spurious Plot (Band 26/5 - 10.0MHz QPSK - RB Size 1, RB Offset 0 - Low Channel)

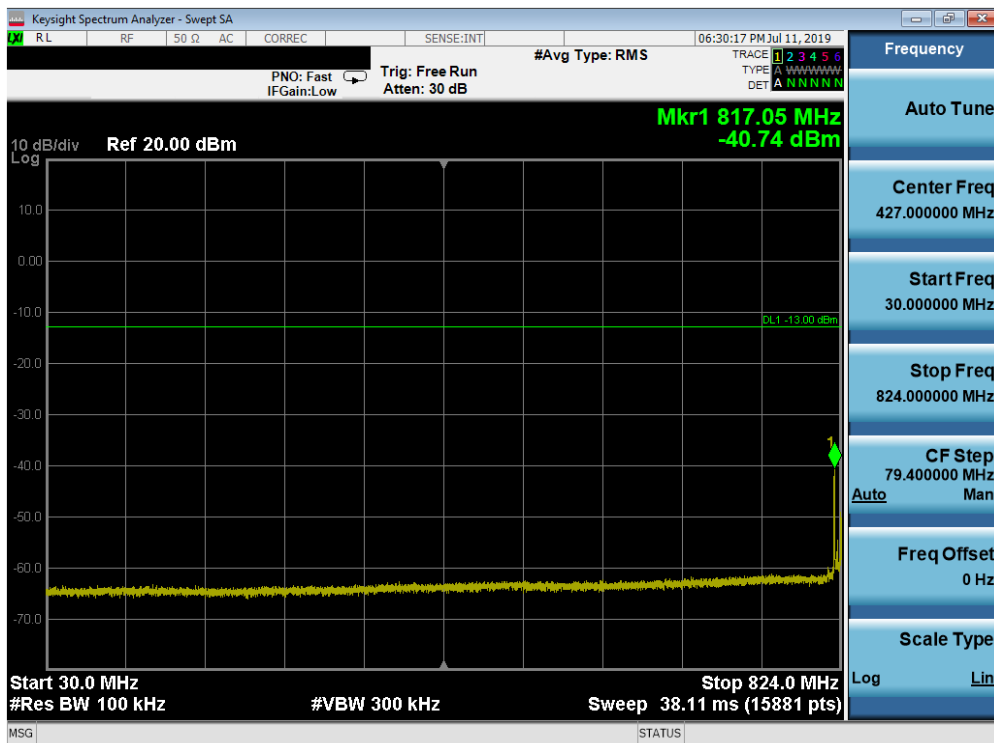


Plot 7-134. Conducted Spurious Plot (Band 26/5 - 10.0MHz QPSK - RB Size 1, RB Offset 0 - Low Channel)

FCC ID: ZNFT600US		MEASUREMENT REPORT (CERTIFICATION)		Approved by: Quality Manager
Test Report S/N: 1M1907050112-03.ZNF	Test Dates: 7/8 - 7/23/2019	EUT Type: Portable Tablet		Page 87 of 232

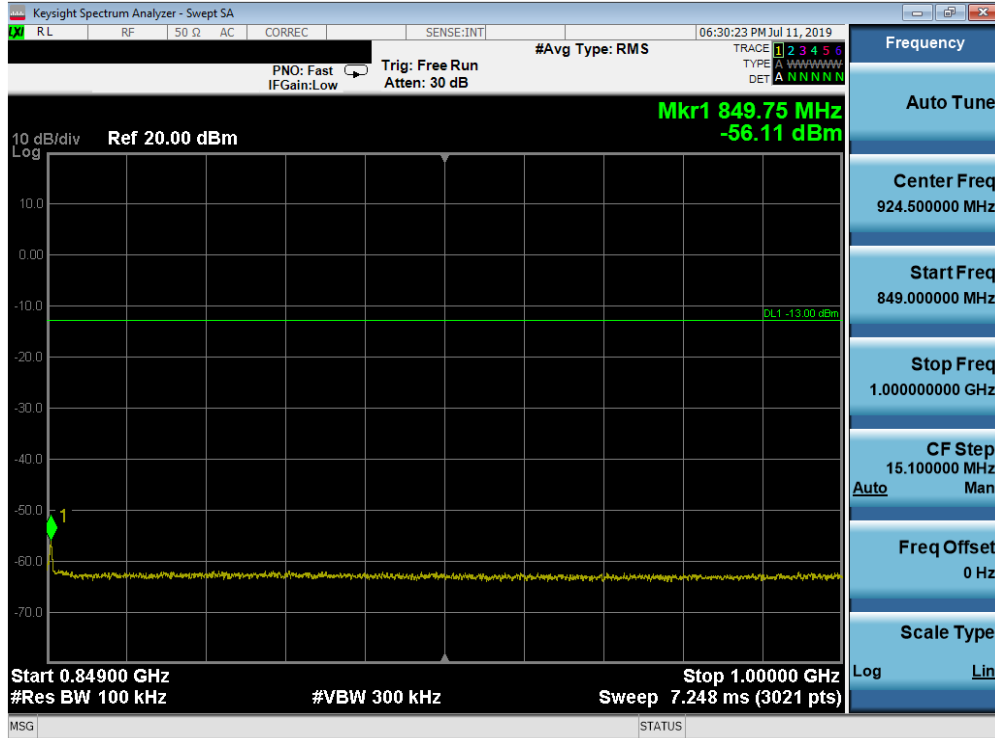


Plot 7-135. Conducted Spurious Plot (Band 26/5 - 10.0MHz QPSK - RB Size 1, RB Offset 0 - Low Channel)

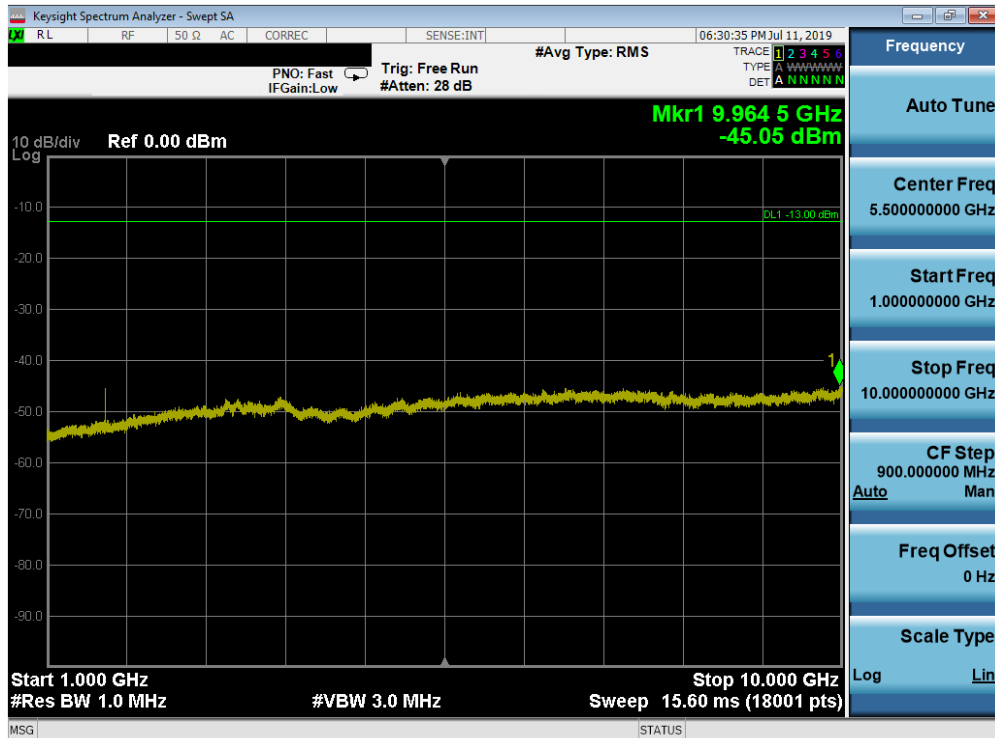


Plot 7-136. Conducted Spurious Plot (Band 26/5 - 10.0MHz QPSK - RB Size 1, RB Offset 0 - Mid Channel)

FCC ID: ZNFT600US		MEASUREMENT REPORT (CERTIFICATION)		Approved by: Quality Manager
Test Report S/N: 1M1907050112-03.ZNF	Test Dates: 7/8 - 7/23/2019	EUT Type: Portable Tablet		Page 88 of 232

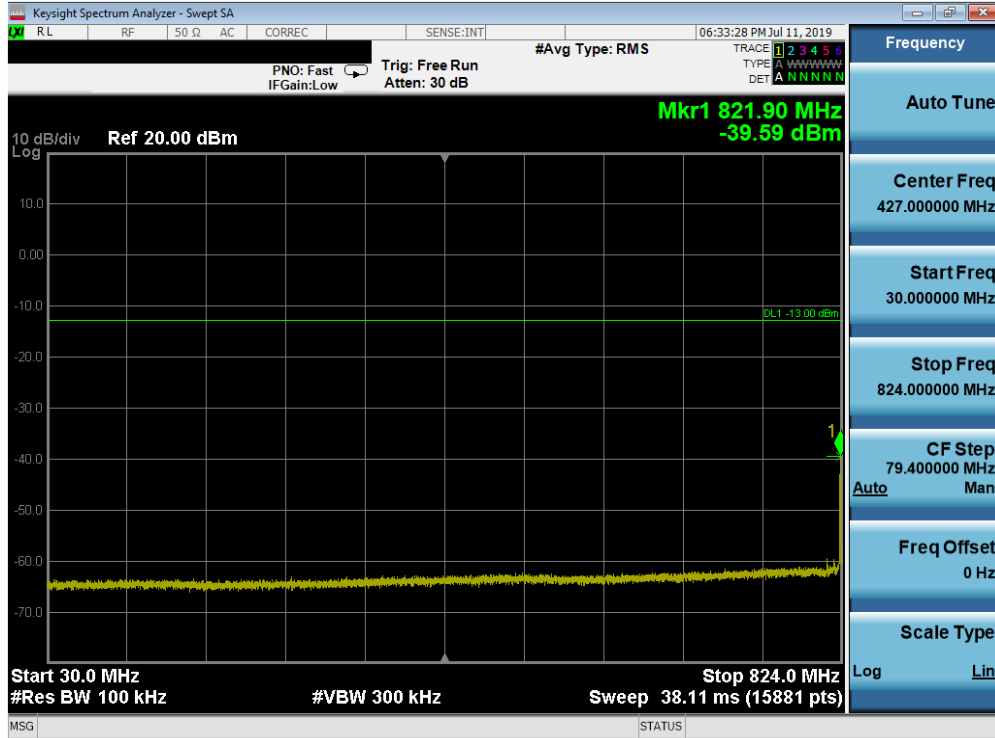


Plot 7-137. Conducted Spurious Plot (Band 26/5 - 10.0MHz QPSK - RB Size 1, RB Offset 0 - Mid Channel)

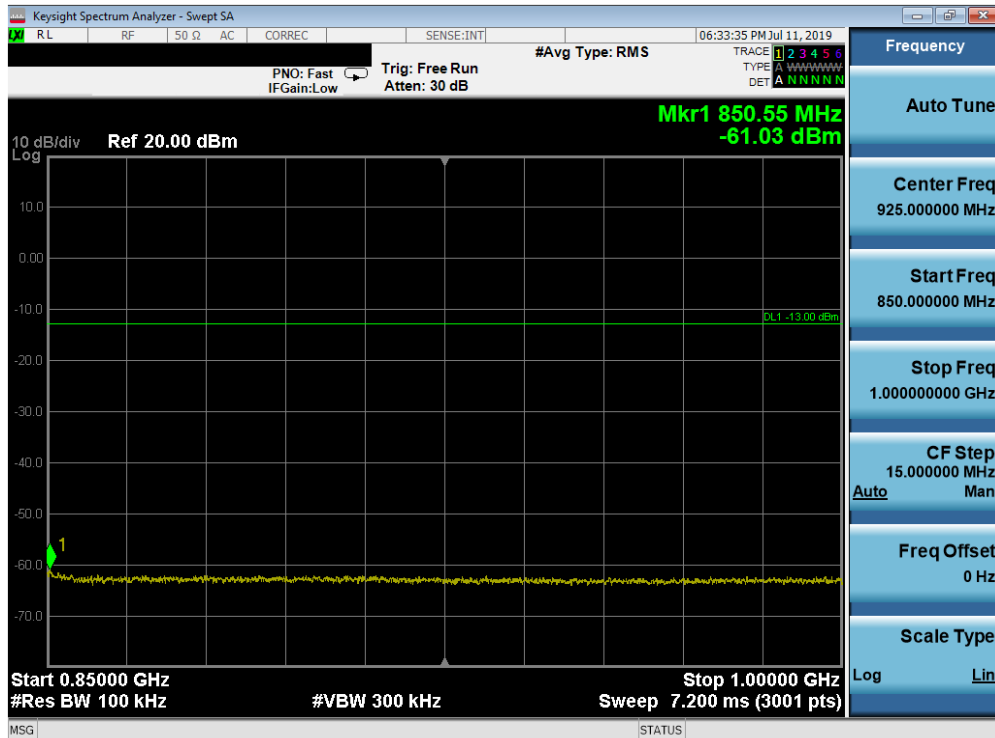


Plot 7-138. Conducted Spurious Plot (Band 26/5 - 10.0MHz QPSK - RB Size 1, RB Offset 0 - Mid Channel)

FCC ID: ZNFT600US	PCTEST ENGINEERING LABORATORY, INC.	MEASUREMENT REPORT (CERTIFICATION)	LG	Approved by: Quality Manager
Test Report S/N: 1M1907050112-03.ZNF	Test Dates: 7/8 - 7/23/2019	EUT Type: Portable Tablet		Page 89 of 232

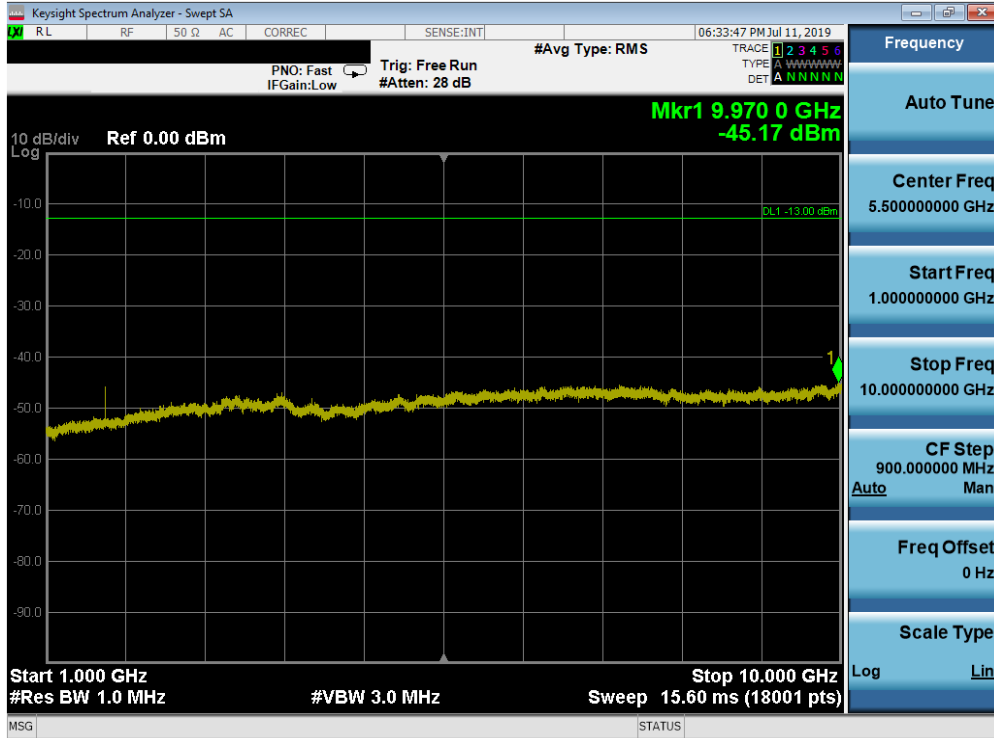


Plot 7-139. Conducted Spurious Plot (Band 26/5 - 10.0MHz QPSK - RB Size 1, RB Offset 0 - High Channel)



Plot 7-140. Conducted Spurious Plot (Band 26/5 - 10.0MHz QPSK - RB Size 1, RB Offset 0 - High Channel)

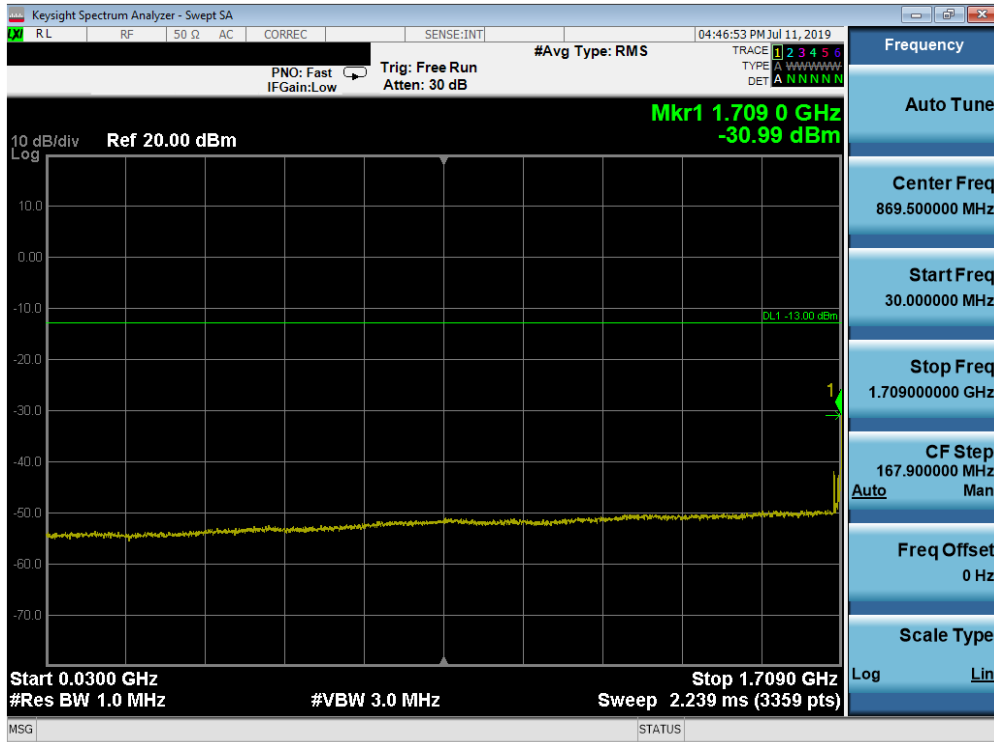
FCC ID: ZNFT600US		MEASUREMENT REPORT (CERTIFICATION)		Approved by: Quality Manager
Test Report S/N: 1M1907050112-03.ZNF	Test Dates: 7/8 - 7/23/2019	EUT Type: Portable Tablet		Page 90 of 232



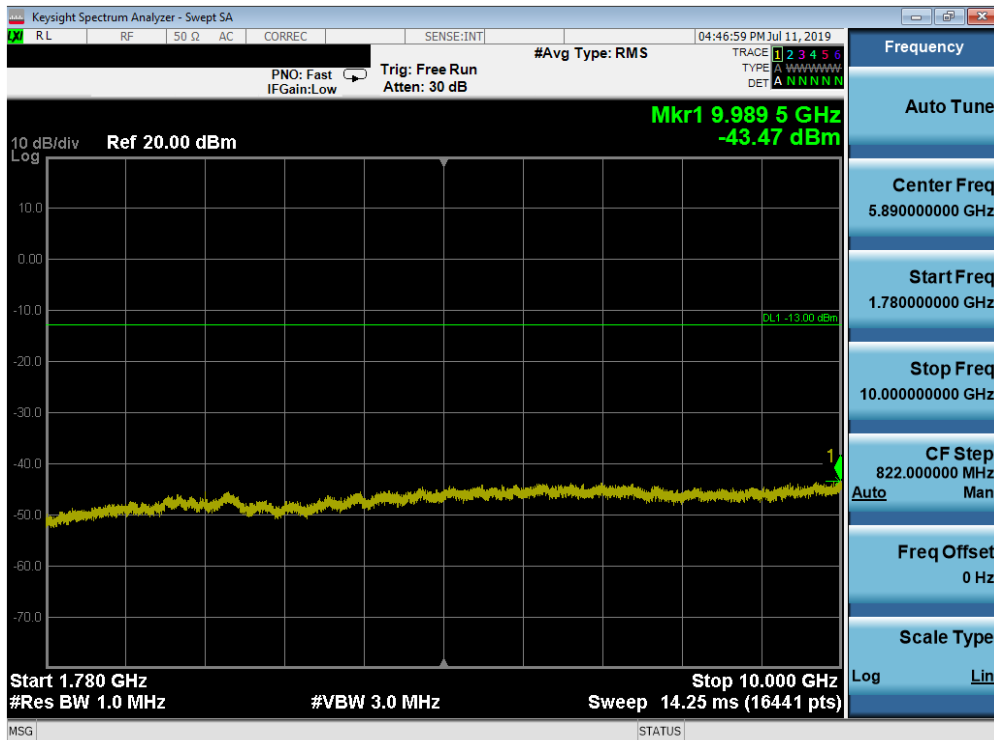
Plot 7-141. Conducted Spurious Plot (Band 26/5 - 10.0MHz QPSK - RB Size 1, RB Offset 0 - High Channel)

FCC ID: ZNFT600US		MEASUREMENT REPORT (CERTIFICATION)		Approved by: Quality Manager
Test Report S/N: 1M1907050112-03.ZNF	Test Dates: 7/8 - 7/23/2019	EUT Type: Portable Tablet		Page 91 of 232

Band 66/4

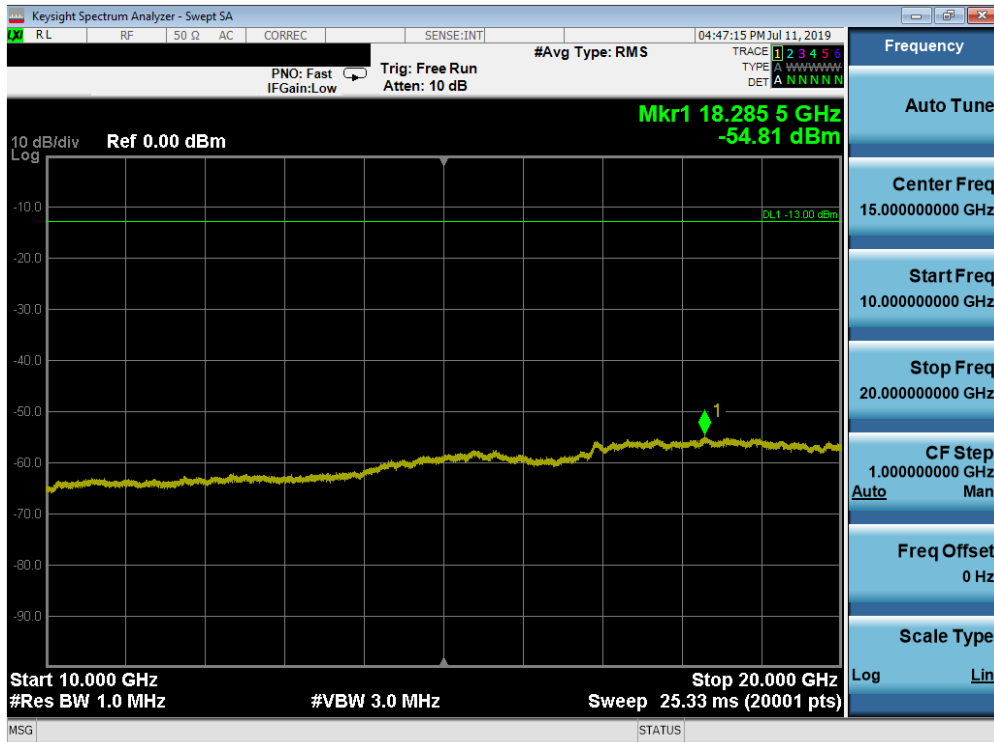


Plot 7-142. Conducted Spurious Plot (Band 66/4 - 20.0MHz QPSK - RB Size 1, RB Offset 0 - Low Channel)

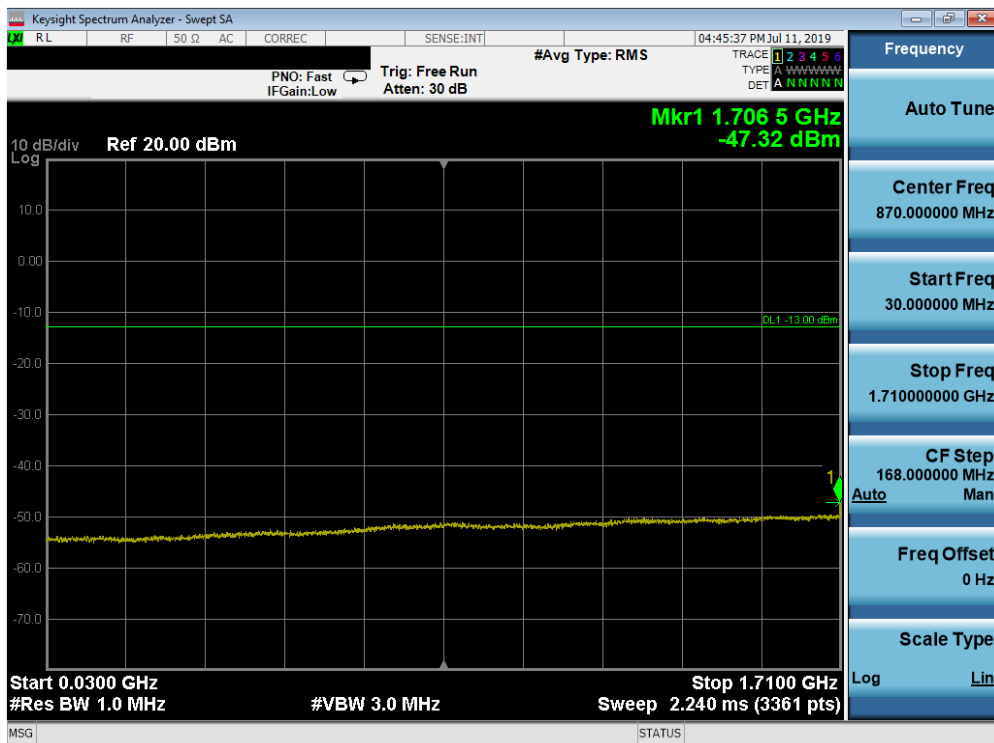


Plot 7-143. Conducted Spurious Plot (Band 66/4 - 20.0MHz QPSK - RB Size 1, RB Offset 0 - Low Channel)

FCC ID: ZNFT600US		MEASUREMENT REPORT (CERTIFICATION)		Approved by: Quality Manager
Test Report S/N: 1M1907050112-03.ZNF	Test Dates: 7/8 - 7/23/2019	EUT Type: Portable Tablet		Page 92 of 232

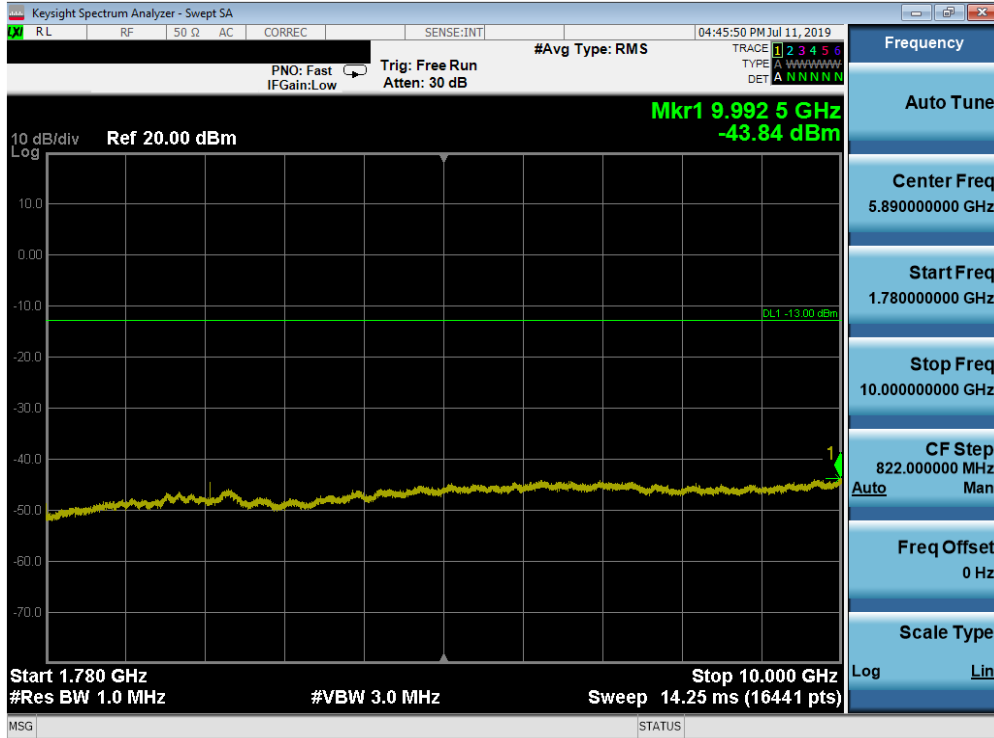


Plot 7-144. Conducted Spurious Plot (Band 66/4 - 20.0MHz QPSK - RB Size 1, RB Offset 0 - Low Channel)

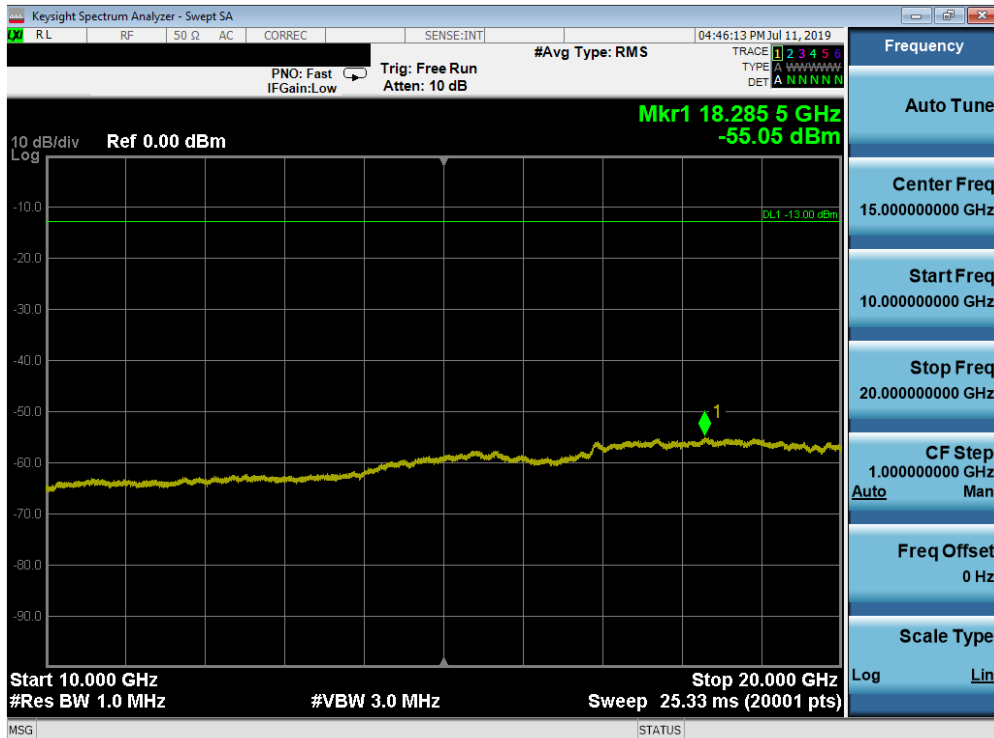


Plot 7-145. Conducted Spurious Plot (Band 66/4 - 20.0MHz QPSK - RB Size 1, RB Offset 0 - Mid Channel)

FCC ID: ZNFT600US		MEASUREMENT REPORT (CERTIFICATION)		Approved by: Quality Manager
Test Report S/N: 1M1907050112-03.ZNF	Test Dates: 7/8 - 7/23/2019	EUT Type: Portable Tablet		Page 93 of 232

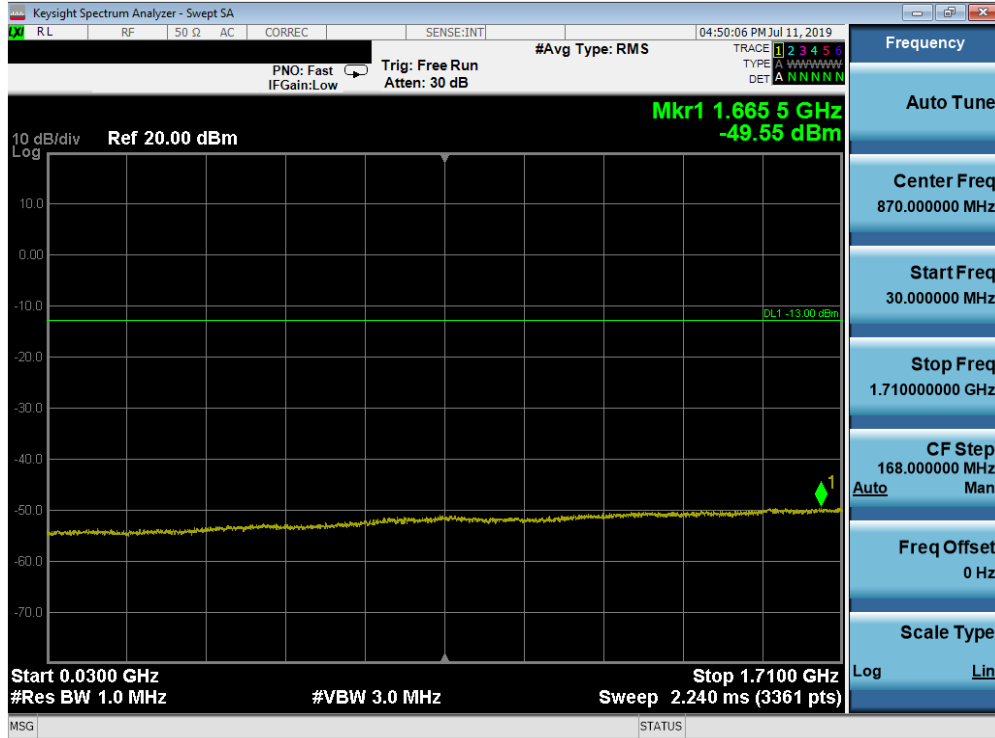


Plot 7-146. Conducted Spurious Plot (Band 66/4 - 20.0MHz QPSK - RB Size 1, RB Offset 0 - Mid Channel)

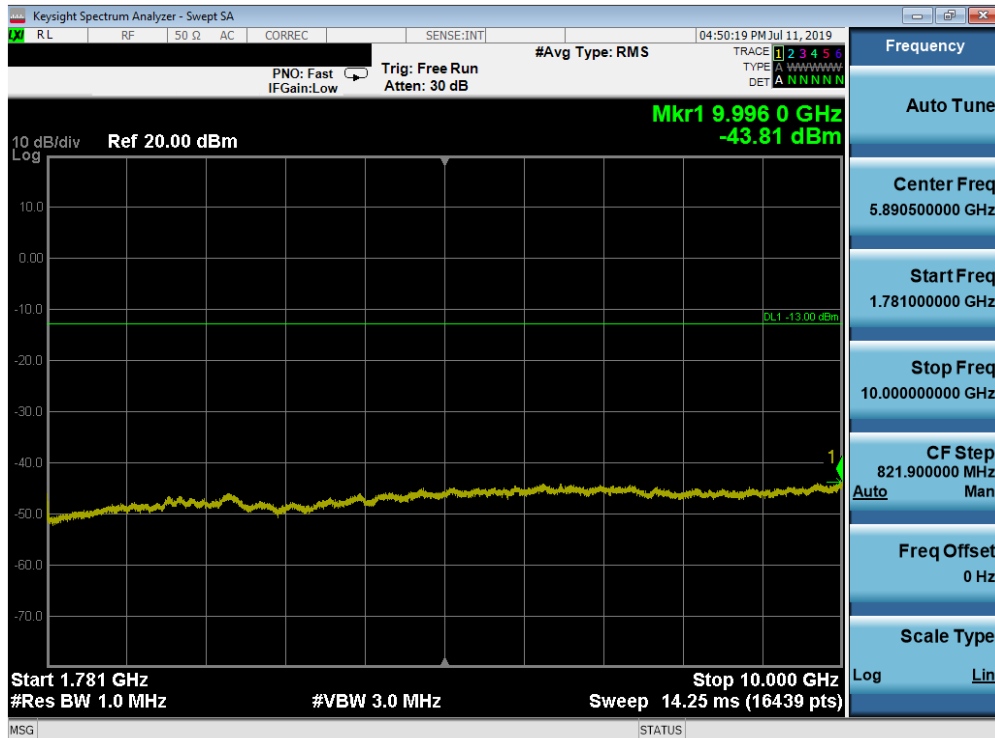


Plot 7-147. Conducted Spurious Plot (Band 66/4 - 20.0MHz QPSK - RB Size 1, RB Offset 0 - Mid Channel)

FCC ID: ZNFT600US	PCTEST ENGINEERING LABORATORY, INC.	MEASUREMENT REPORT (CERTIFICATION)	LG	Approved by: Quality Manager
Test Report S/N: 1M1907050112-03.ZNF	Test Dates: 7/8 - 7/23/2019	EUT Type: Portable Tablet		Page 94 of 232

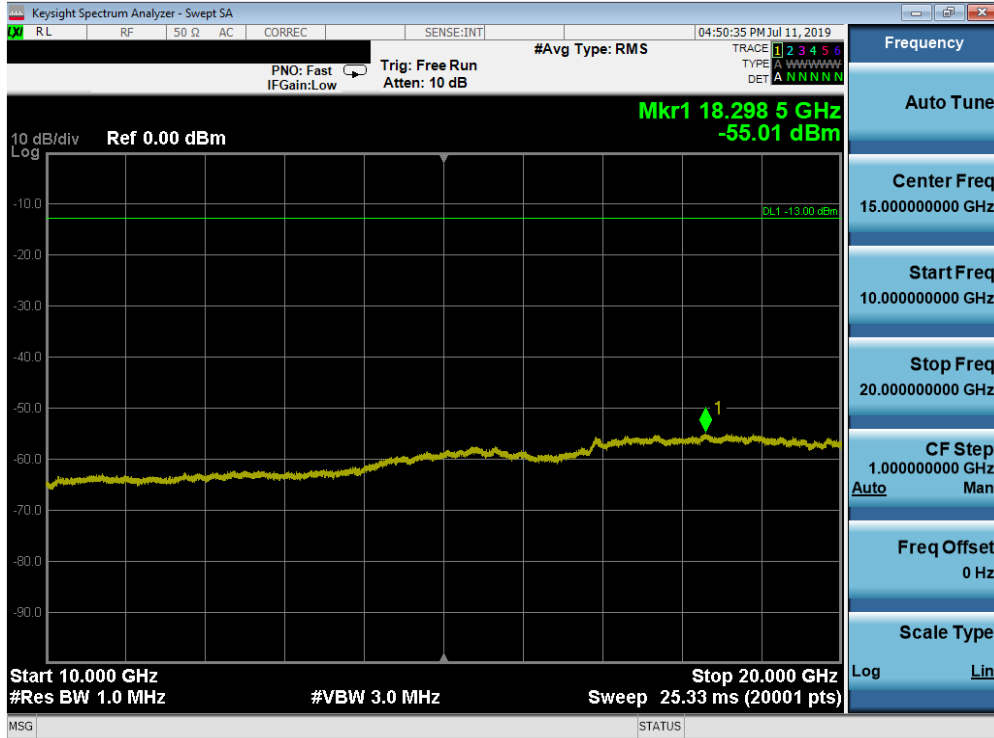


Plot 7-148. Conducted Spurious Plot (Band 66/4 - 20.0MHz QPSK - RB Size 1, RB Offset 0 - High Channel)



Plot 7-149. Conducted Spurious Plot (Band 66/4 - 20.0MHz QPSK - RB Size 1, RB Offset 0 - High Channel)

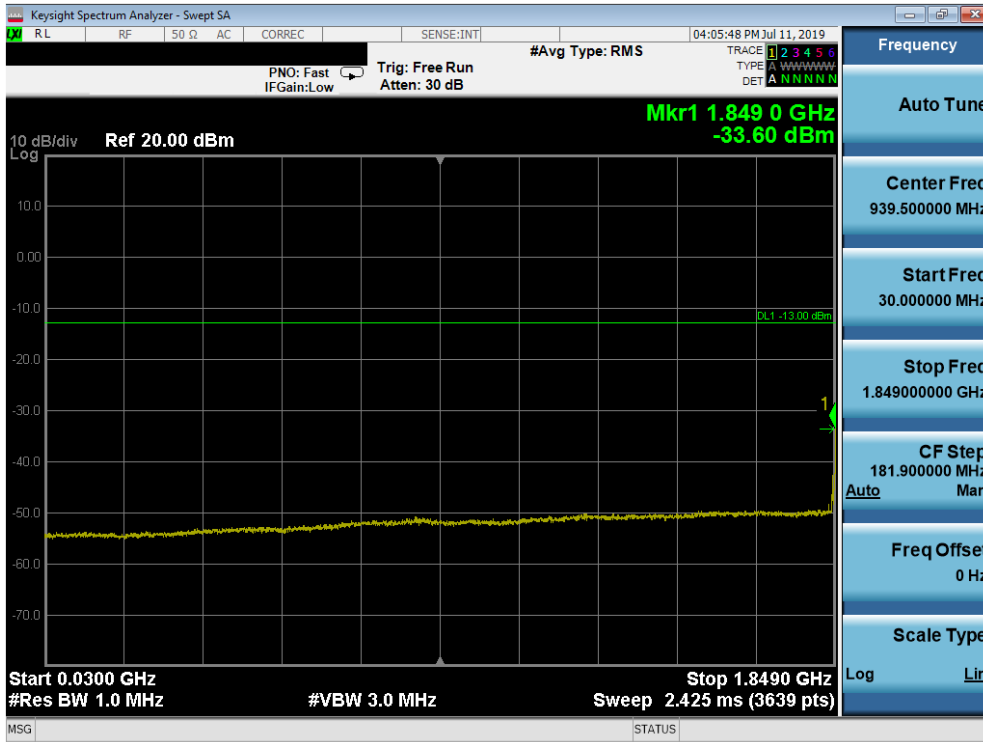
FCC ID: ZNFT600US		MEASUREMENT REPORT (CERTIFICATION)		Approved by: Quality Manager
Test Report S/N: 1M1907050112-03.ZNF	Test Dates: 7/8 - 7/23/2019	EUT Type: Portable Tablet		Page 95 of 232



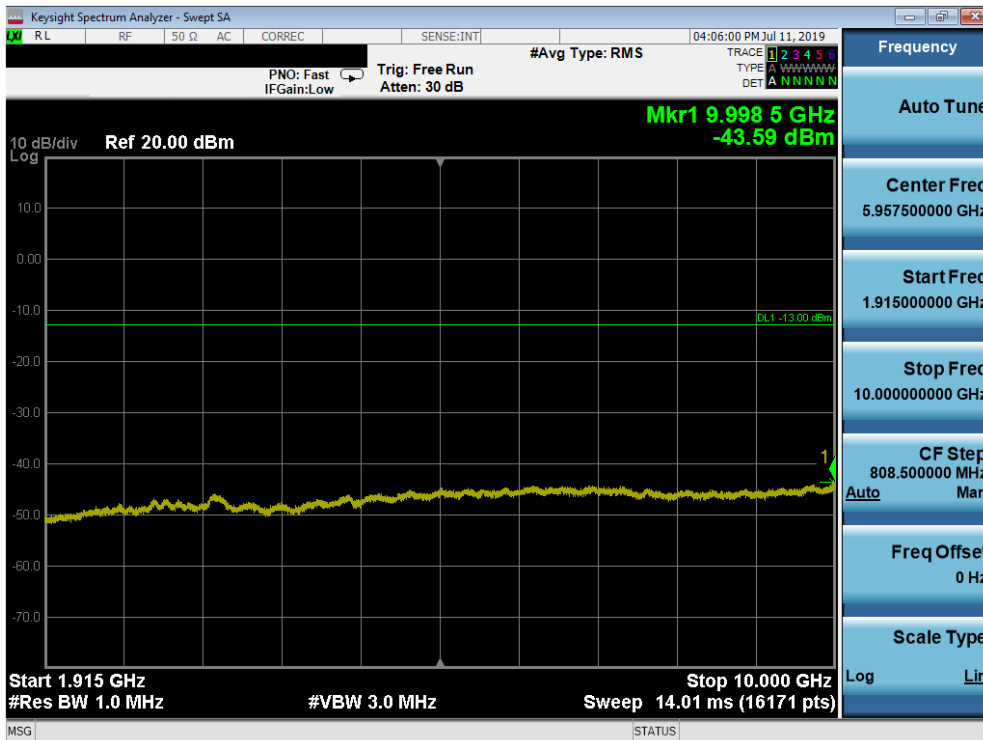
Plot 7-150. Conducted Spurious Plot (Band 66/4 - 20.0MHz QPSK - RB Size 1, RB Offset 0 - High Channel)

FCC ID: ZNFT600US	 MEASUREMENT REPORT (CERTIFICATION)			Approved by: Quality Manager
Test Report S/N: 1M1907050112-03.ZNF	Test Dates: 7/8 - 7/23/2019	EUT Type: Portable Tablet	Page 96 of 232	

Band 25/2

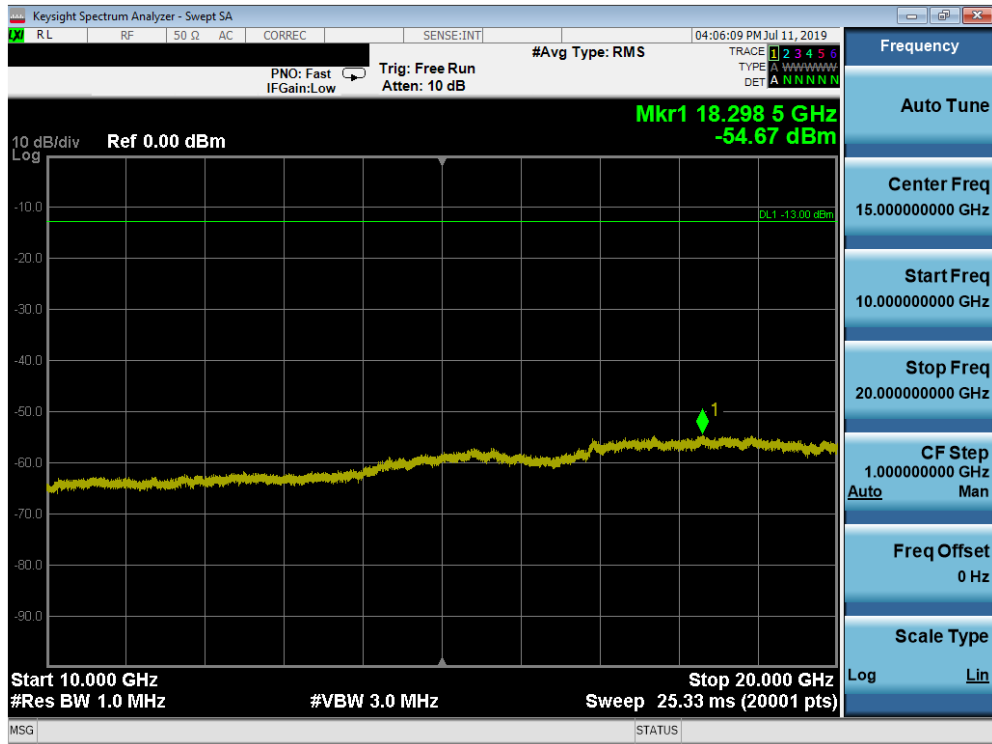


Plot 7-151. Conducted Spurious Plot (Band 25/2- 20.0MHz QPSK - RB Size 1, RB Offset 0 - Low Channel)

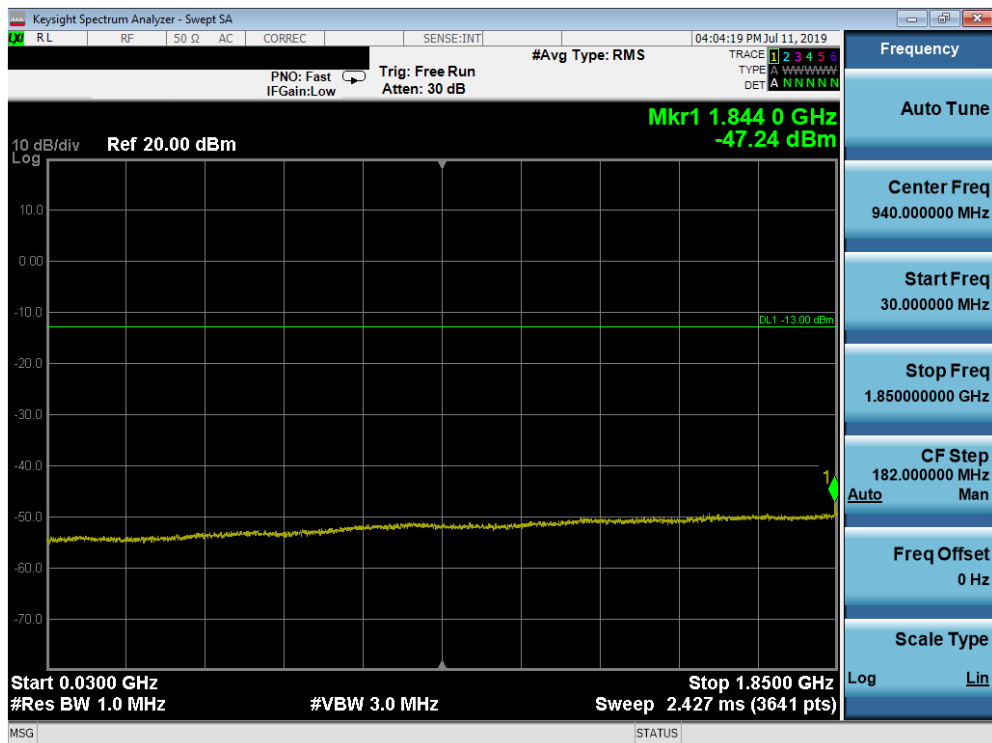


Plot 7-152. Conducted Spurious Plot (Band 25/2- 20.0MHz QPSK - RB Size 1, RB Offset 0 - Low Channel)

FCC ID: ZNFT600US		MEASUREMENT REPORT (CERTIFICATION)		Approved by: Quality Manager
Test Report S/N: 1M1907050112-03.ZNF	Test Dates: 7/8 - 7/23/2019	EUT Type: Portable Tablet		Page 97 of 232

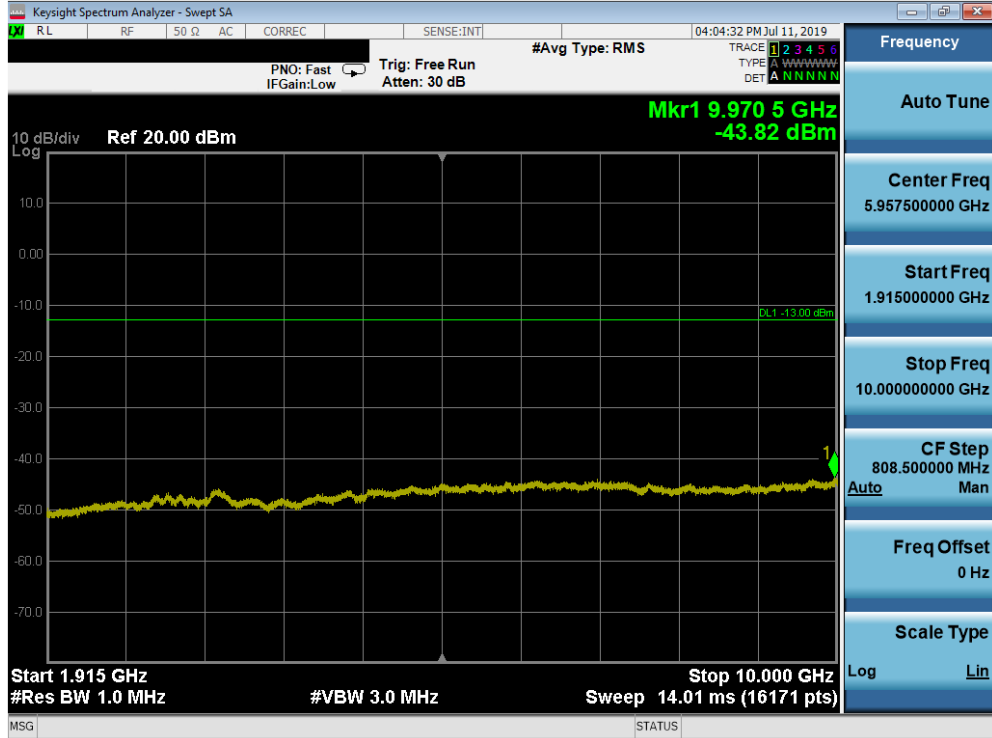


Plot 7-153. Conducted Spurious Plot (Band 25/2- 20.0MHz QPSK - RB Size 1, RB Offset 0 - Low Channel)

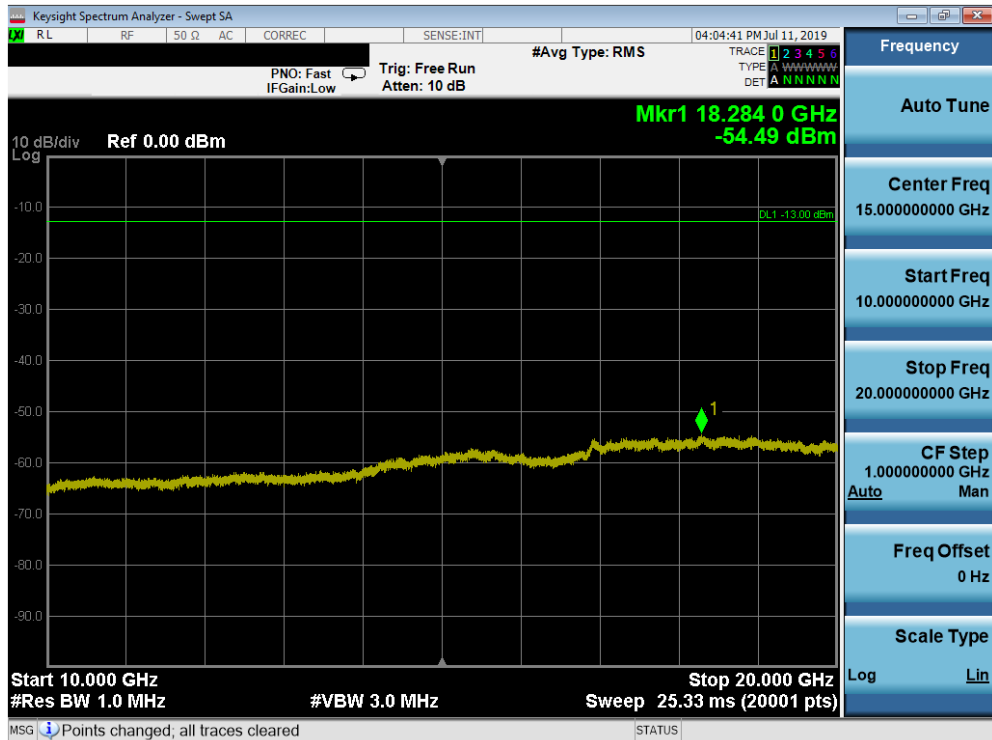


Plot 7-154. Conducted Spurious Plot (Band 25/2- 20.0MHz QPSK - RB Size 1, RB Offset 0 - Mid Channel)

FCC ID: ZNFT600US		MEASUREMENT REPORT (CERTIFICATION)		Approved by: Quality Manager
Test Report S/N: 1M1907050112-03.ZNF	Test Dates: 7/8 - 7/23/2019	EUT Type: Portable Tablet		Page 98 of 232



Plot 7-155. Conducted Spurious Plot (Band 25/2- 20.0MHz QPSK - RB Size 1, RB Offset 0 - Mid Channel)

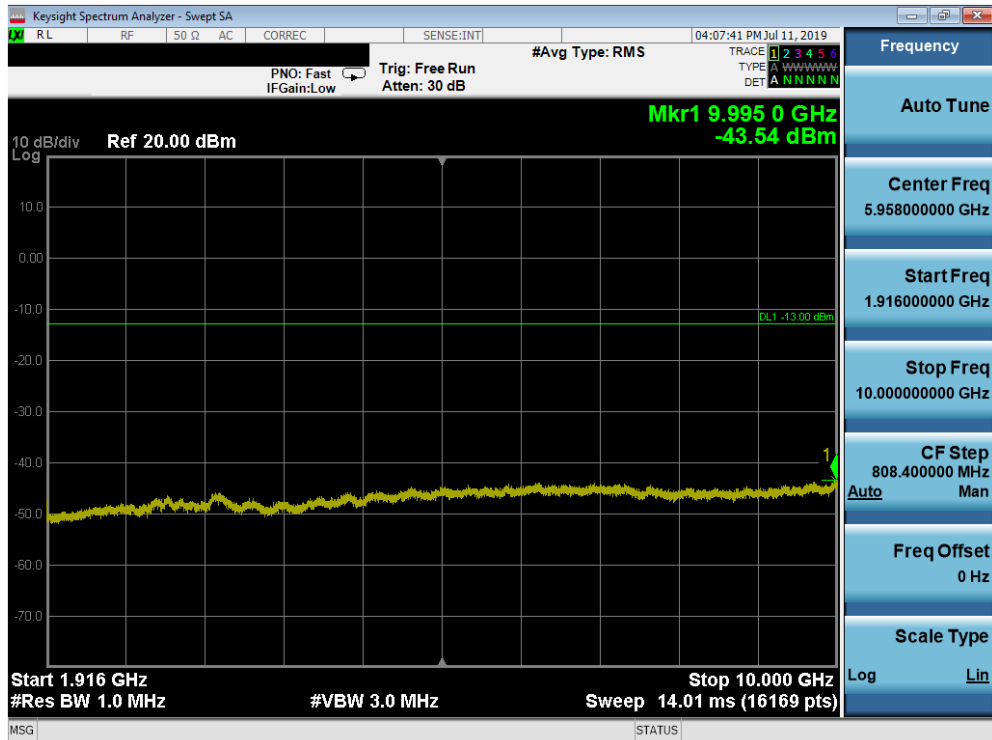


Plot 7-156. Conducted Spurious Plot (Band 25/2- 20.0MHz QPSK - RB Size 1, RB Offset 0 - Mid Channel)

FCC ID: ZNFT600US		MEASUREMENT REPORT (CERTIFICATION)		Approved by: Quality Manager
Test Report S/N: 1M1907050112-03.ZNF	Test Dates: 7/8 - 7/23/2019	EUT Type: Portable Tablet		Page 99 of 232

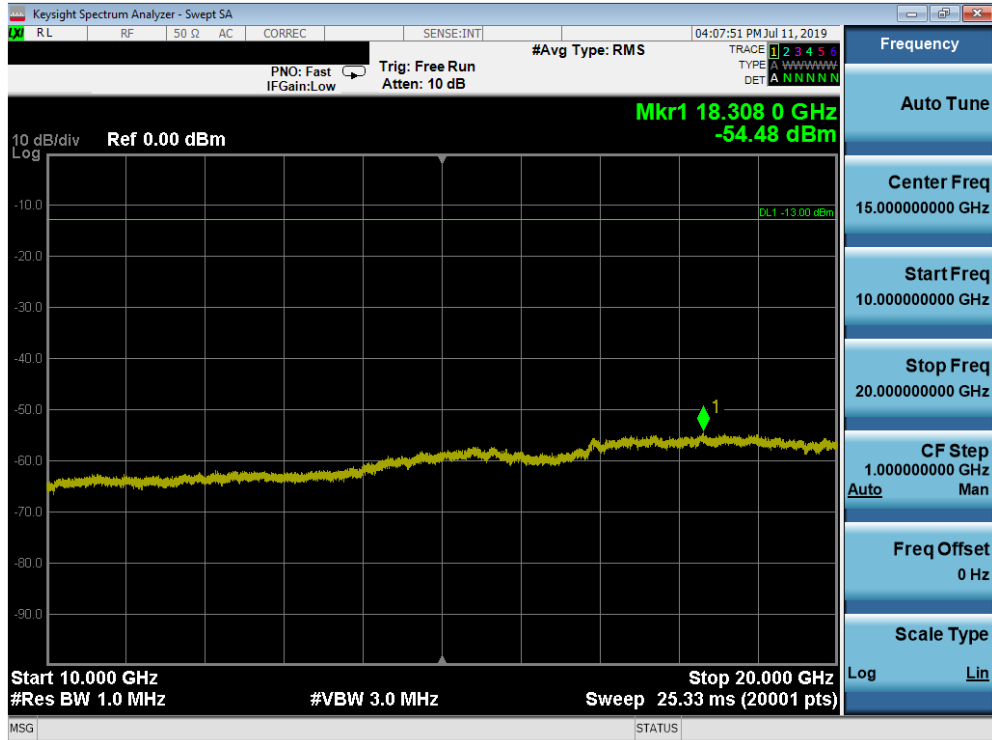


Plot 7-157. Conducted Spurious Plot (Band 25/2- 20.0MHz QPSK - RB Size 1, RB Offset 0 - High Channel)



Plot 7-158. Conducted Spurious Plot (Band 25/2- 20.0MHz QPSK - RB Size 1, RB Offset 0 - High Channel)

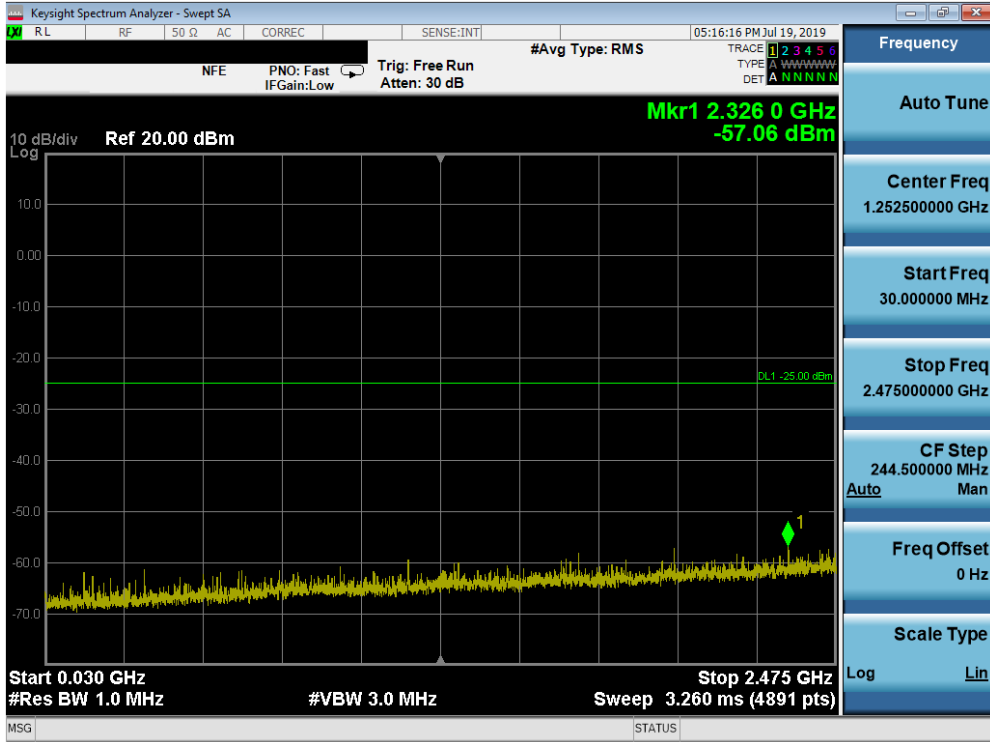
FCC ID: ZNFT600US		MEASUREMENT REPORT (CERTIFICATION)		Approved by: Quality Manager
Test Report S/N: 1M1907050112-03.ZNF	Test Dates: 7/8 - 7/23/2019	EUT Type: Portable Tablet		Page 100 of 232



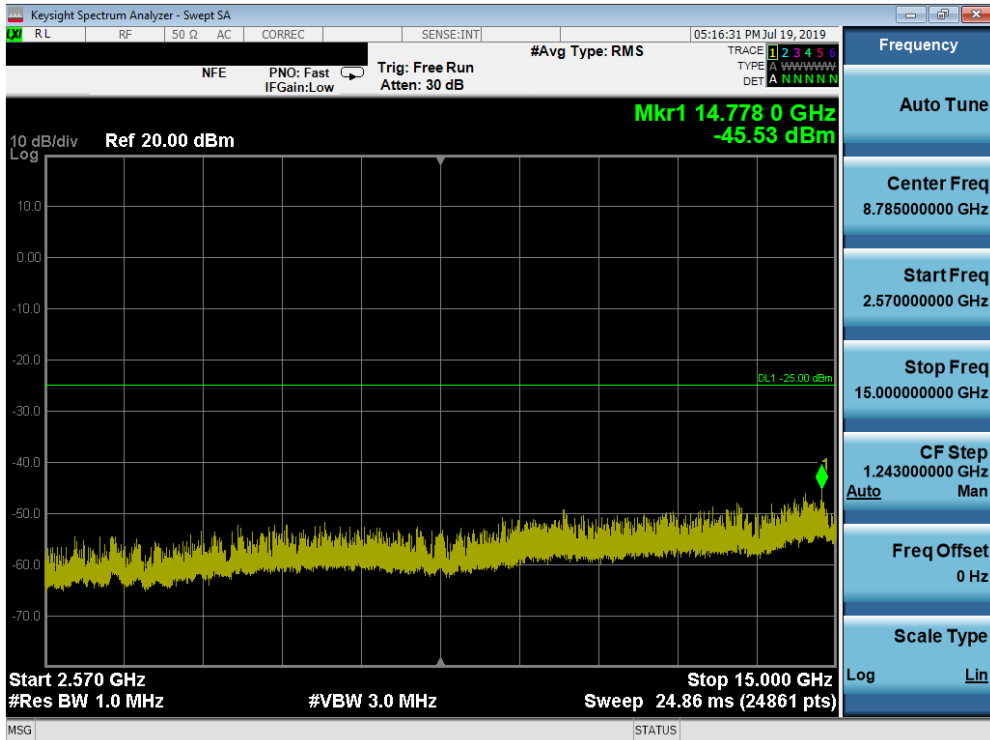
Plot 7-159. Conducted Spurious Plot (Band 25/2- 20.0MHz QPSK - RB Size 1, RB Offset 0 - High Channel)

FCC ID: ZNFT600US	 MEASUREMENT REPORT (CERTIFICATION)			Approved by: Quality Manager
Test Report S/N: 1M1907050112-03.ZNF	Test Dates: 7/8 - 7/23/2019	EUT Type: Portable Tablet	Page 101 of 232	

Band 7

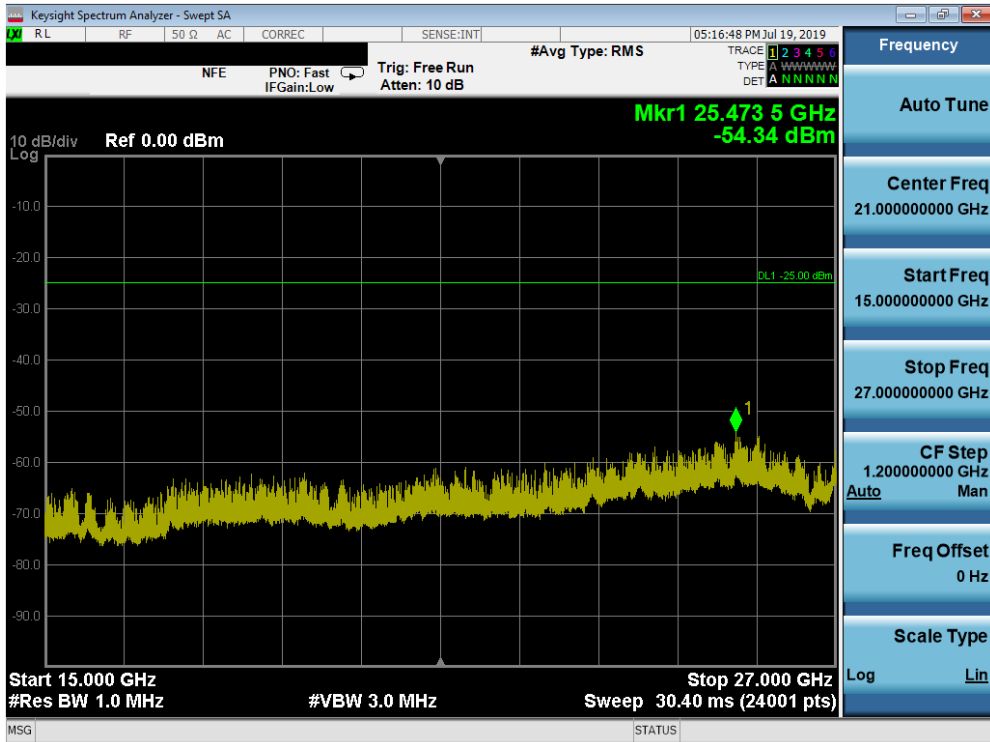


Plot 7-160. Conducted Spurious Plot (Band 7 - 20.0MHz QPSK - RB Size 1, RB Offset 0 - Low Channel)

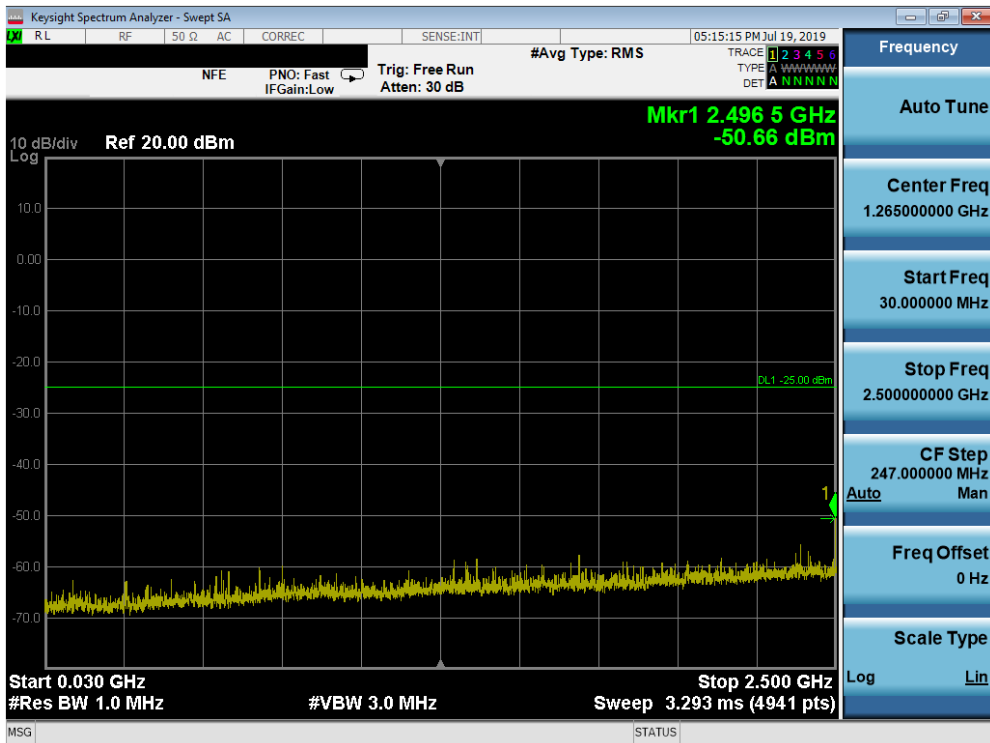


Plot 7-161. Conducted Spurious Plot (Band 7 - 20.0MHz QPSK - RB Size 1, RB Offset 0 - Low Channel)

FCC ID: ZNFT600US	PCTEST ENGINEERING LABORATORY, INC.	MEASUREMENT REPORT (CERTIFICATION)	LG	Approved by: Quality Manager
Test Report S/N: 1M1907050112-03.ZNF	Test Dates: 7/8 - 7/23/2019	EUT Type: Portable Tablet		Page 102 of 232

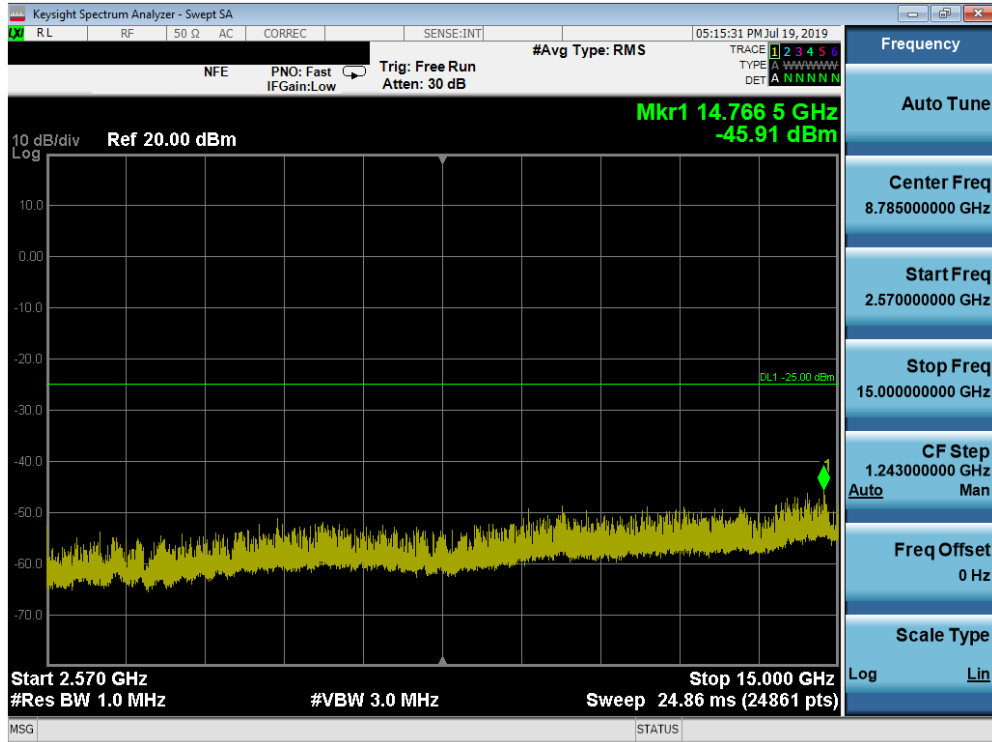


Plot 7-162. Conducted Spurious Plot (Band 7 - 20.0MHz QPSK - RB Size 1, RB Offset 0 - Low Channel)

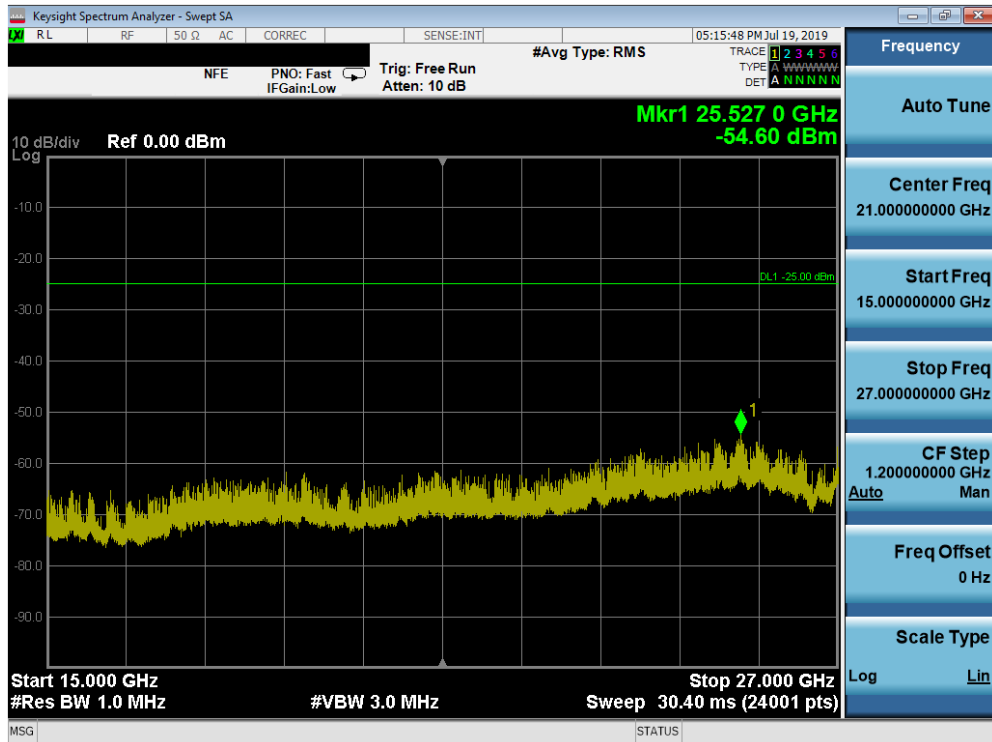


Plot 7-163. Conducted Spurious Plot (Band 7 - 20.0MHz QPSK - RB Size 1, RB Offset 0 - Mid Channel)

FCC ID: ZNFT600US	PCTEST ENGINEERING LABORATORY, INC.	MEASUREMENT REPORT (CERTIFICATION)	LG	Approved by: Quality Manager
Test Report S/N: 1M1907050112-03.ZNF	Test Dates: 7/8 - 7/23/2019	EUT Type: Portable Tablet		Page 103 of 232

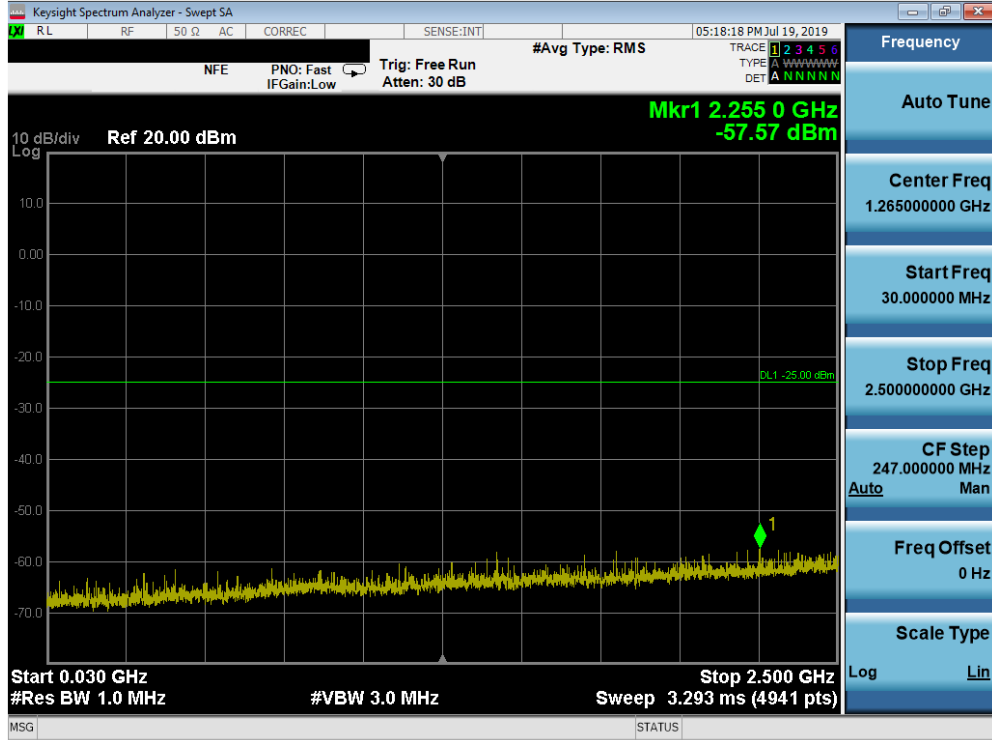


Plot 7-164. Conducted Spurious Plot (Band 7 - 20.0MHz QPSK - RB Size 1, RB Offset 0 - Mid Channel)

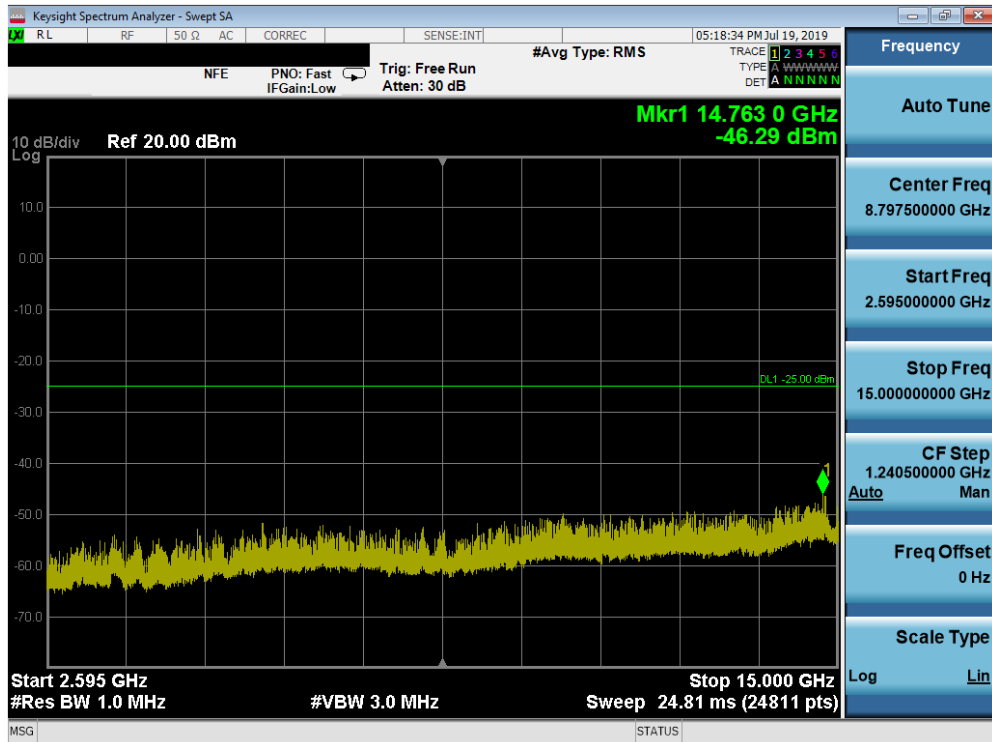


Plot 7-165. Conducted Spurious Plot (Band 7 - 20.0MHz QPSK - RB Size 1, RB Offset 0 - Mid Channel)

FCC ID: ZNFT600US		MEASUREMENT REPORT (CERTIFICATION)		Approved by: Quality Manager
Test Report S/N: 1M1907050112-03.ZNF	Test Dates: 7/8 - 7/23/2019	EUT Type: Portable Tablet		Page 104 of 232

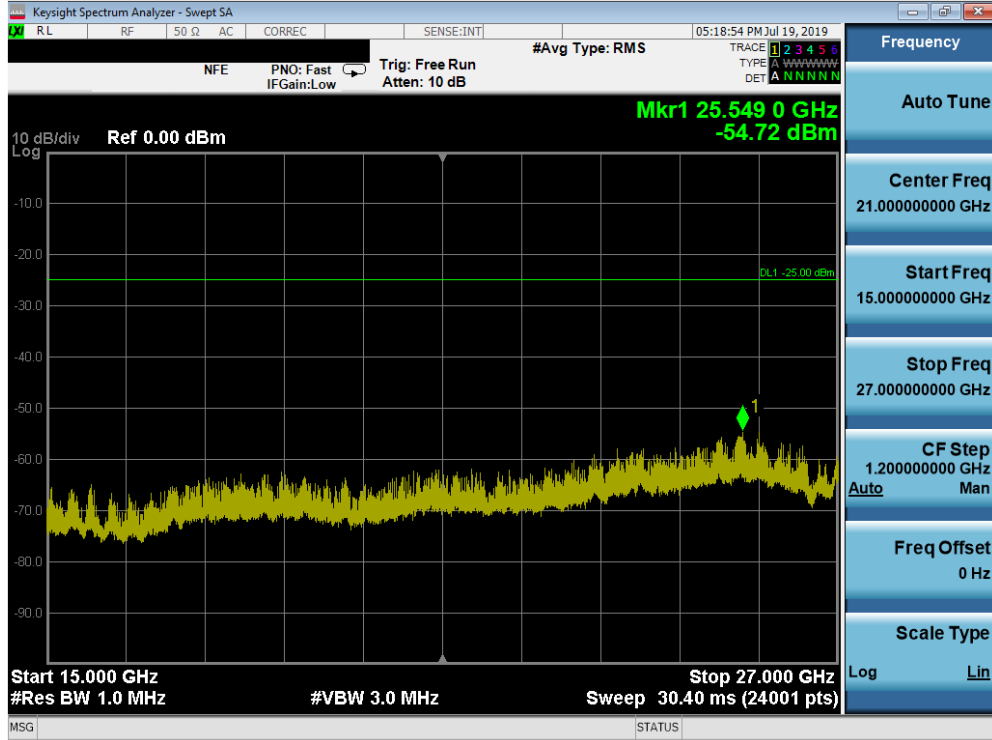


Plot 7-166. Conducted Spurious Plot (Band 7 - 20.0MHz QPSK - RB Size 1, RB Offset 0 - High Channel)



Plot 7-167. Conducted Spurious Plot (Band 7 - 20.0MHz QPSK - RB Size 1, RB Offset 0 - High Channel)

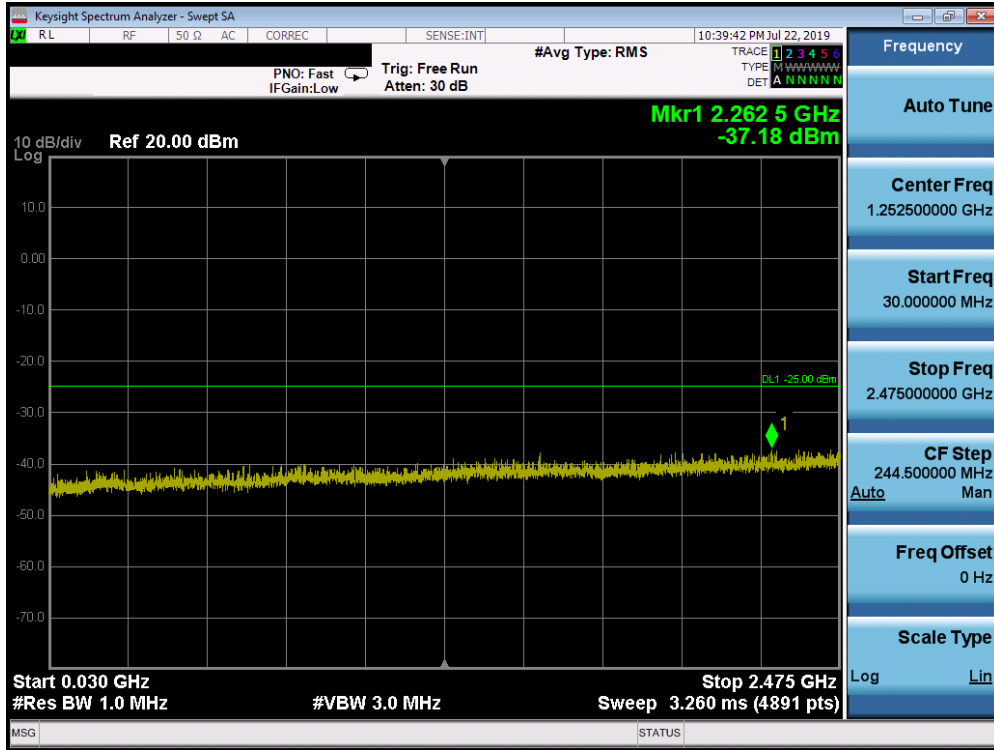
FCC ID: ZNFT600US		MEASUREMENT REPORT (CERTIFICATION)		Approved by: Quality Manager
Test Report S/N: 1M1907050112-03.ZNF	Test Dates: 7/8 - 7/23/2019	EUT Type: Portable Tablet		Page 105 of 232



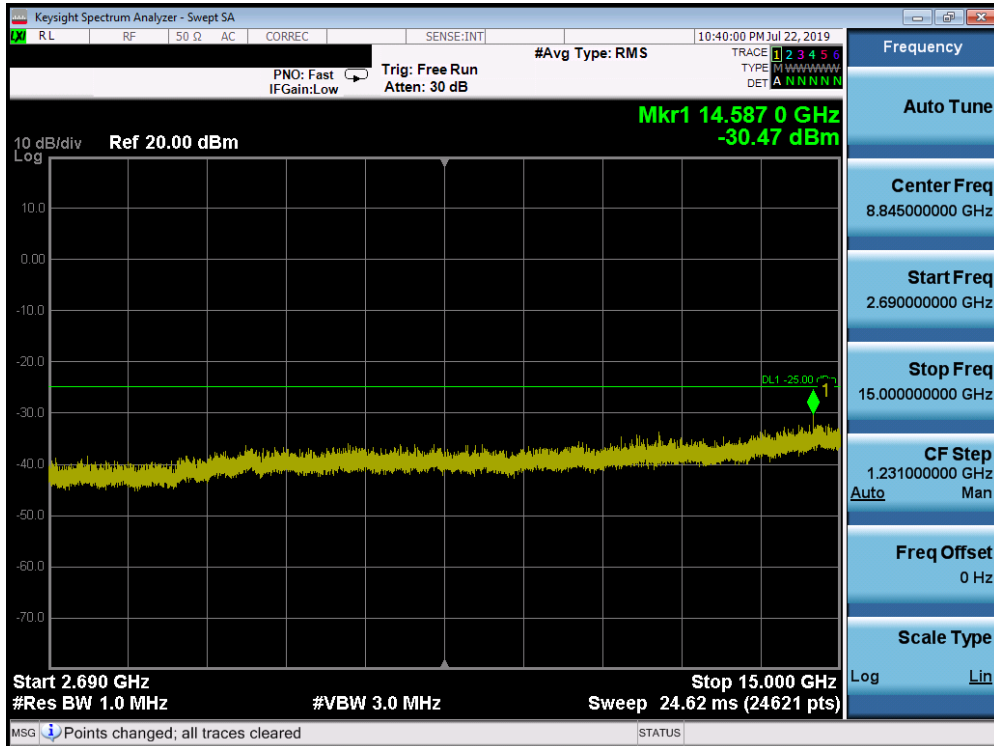
Plot 7-168. Conducted Spurious Plot (Band 7 - 20.0MHz QPSK - RB Size 1, RB Offset 0 - High Channel)

FCC ID: ZNFT600US		MEASUREMENT REPORT (CERTIFICATION)		Approved by: Quality Manager
Test Report S/N: 1M1907050112-03.ZNF	Test Dates: 7/8 - 7/23/2019	EUT Type: Portable Tablet		Page 106 of 232

Band 41 PC3



Plot 7-169. Conducted Spurious Plot (Band 41 PC3 - 20.0MHz QPSK - RB Size 1, RB Offset 0 - Low Channel)

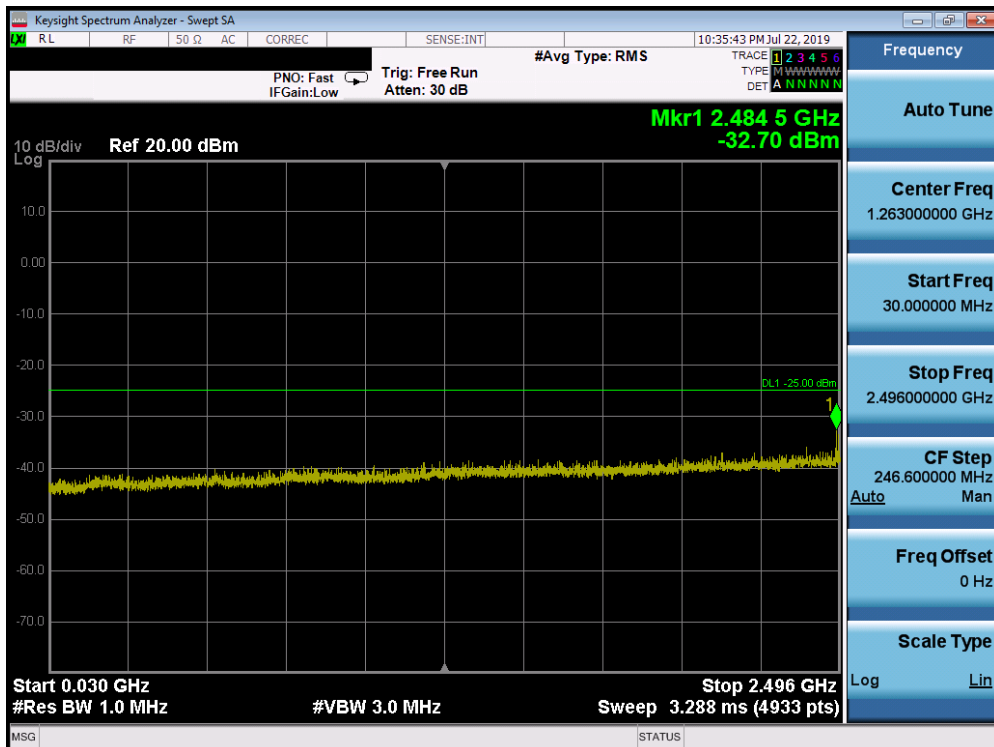


Plot 7-170. Conducted Spurious Plot (Band 41 PC3 - 20.0MHz QPSK - RB Size 1, RB Offset 0 - Low Channel)

FCC ID: ZNFT600US		MEASUREMENT REPORT (CERTIFICATION)		Approved by: Quality Manager
Test Report S/N: 1M1907050112-03.ZNF	Test Dates: 7/8 - 7/23/2019	EUT Type: Portable Tablet		Page 107 of 232

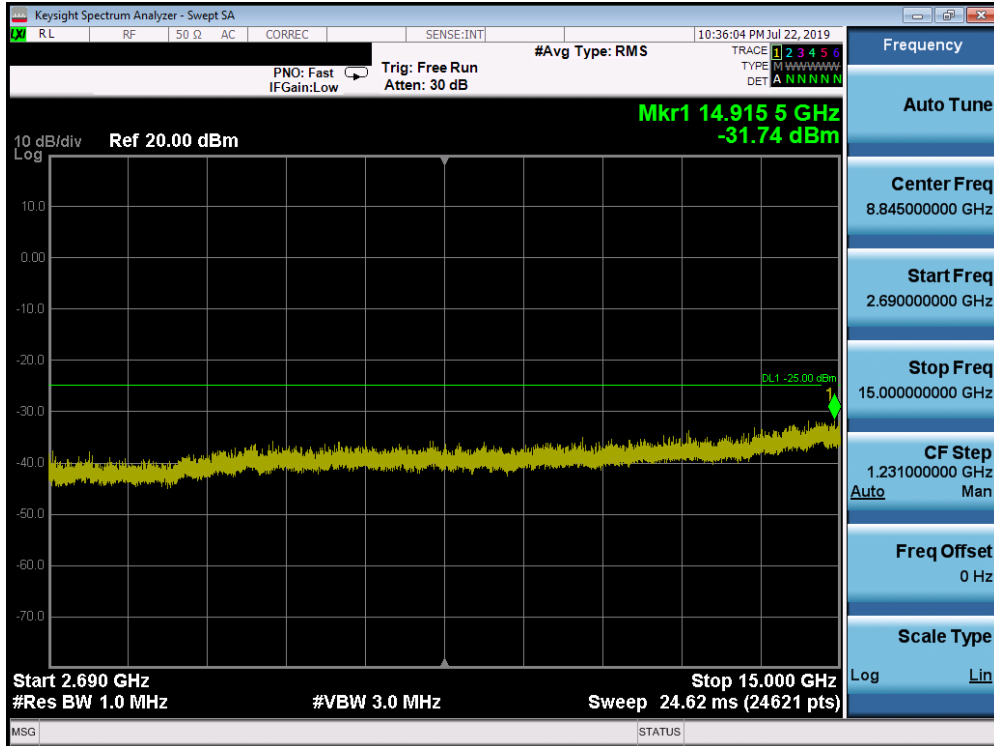


Plot 7-171. Conducted Spurious Plot (Band 41 PC3 - 20.0MHz QPSK - RB Size 1, RB Offset 0 - Low Channel)

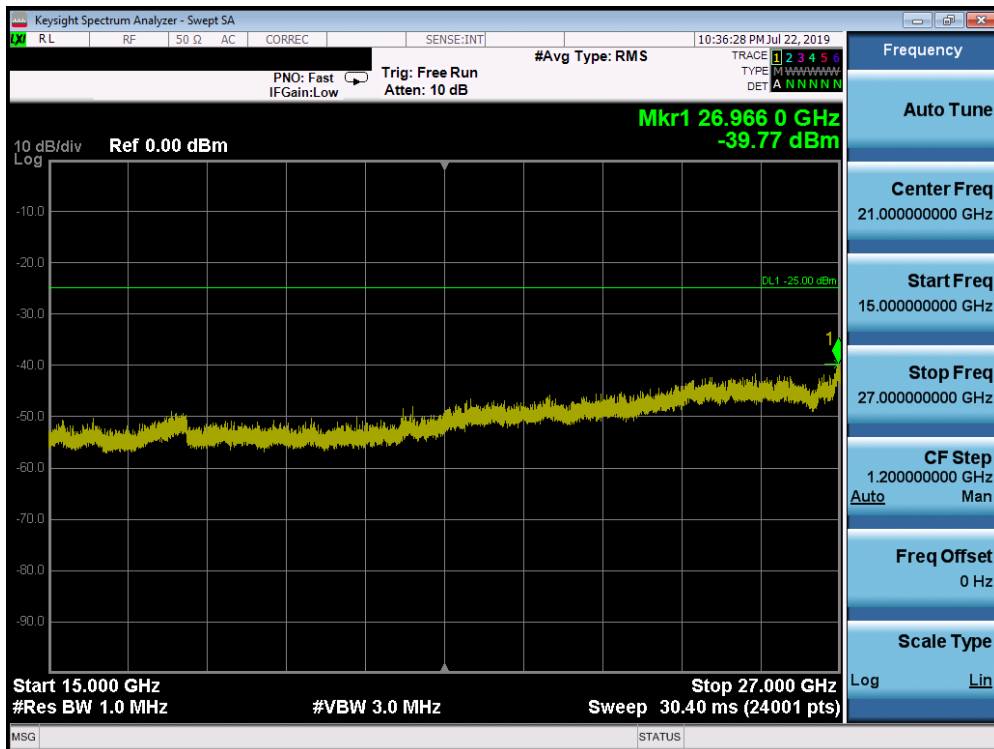


Plot 7-172. Conducted Spurious Plot (Band 41 PC3 - 20.0MHz QPSK - RB Size 1, RB Offset 0 - Mid Channel)

FCC ID: ZNFT600US	PCTEST ENGINEERING LABORATORY, INC.	MEASUREMENT REPORT (CERTIFICATION)	LG	Approved by: Quality Manager
Test Report S/N: 1M1907050112-03.ZNF	Test Dates: 7/8 - 7/23/2019	EUT Type: Portable Tablet		Page 108 of 232

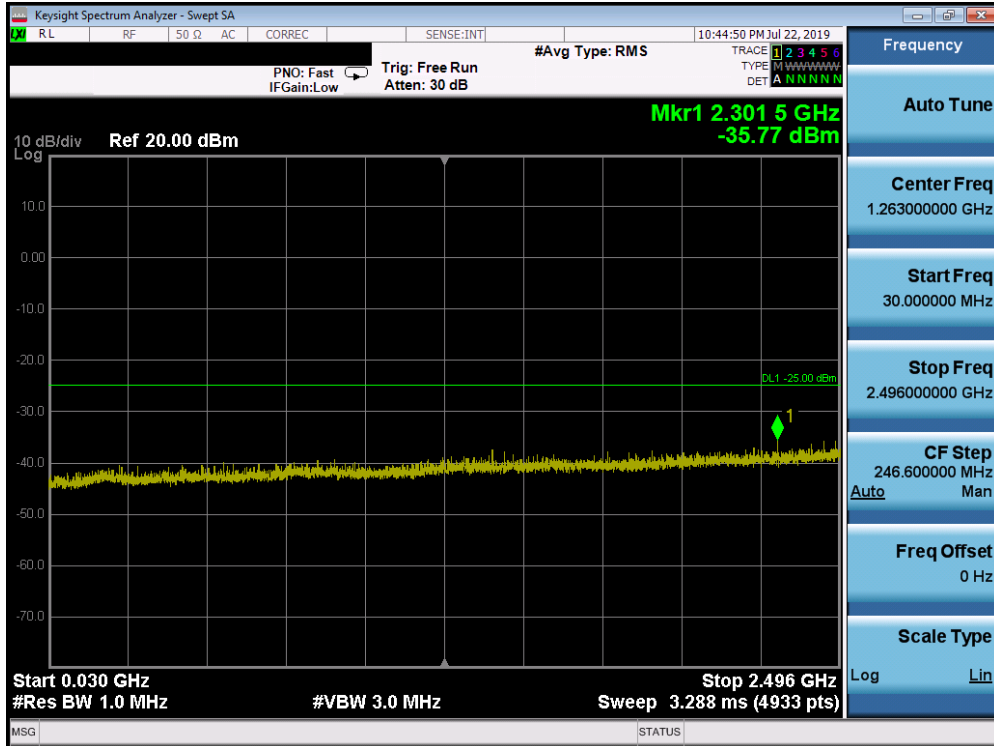


Plot 7-173. Conducted Spurious Plot (Band 41 PC3 - 20.0MHz QPSK - RB Size 1, RB Offset 0 - Mid Channel)

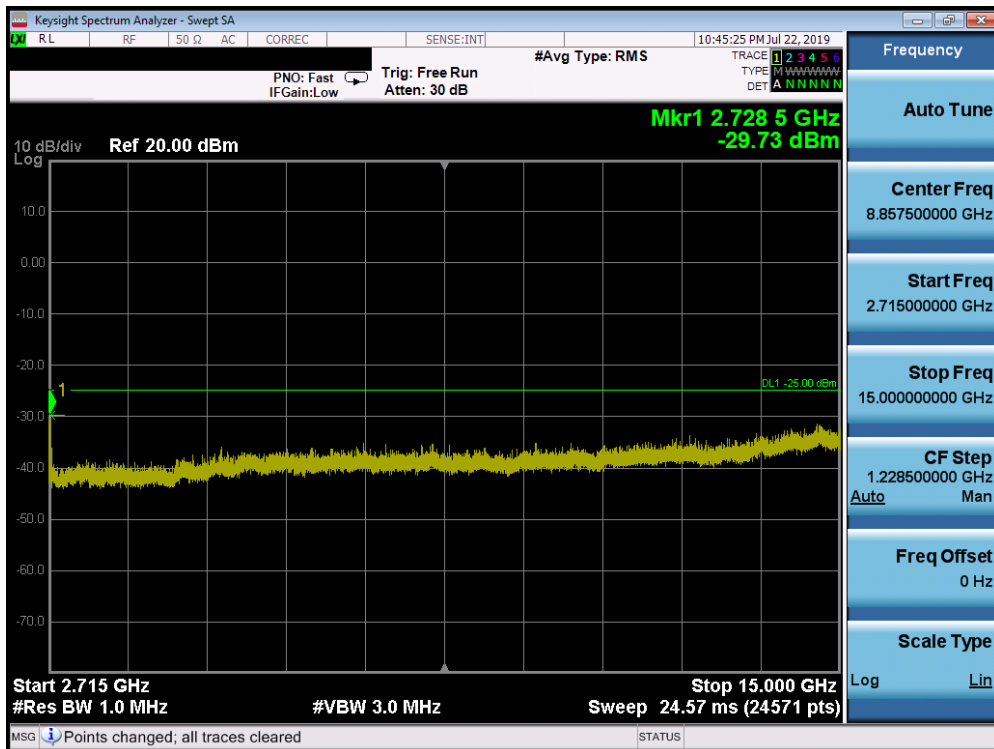


Plot 7-174. Conducted Spurious Plot (Band 41 PC3 - 20.0MHz QPSK - RB Size 1, RB Offset 0 - Mid Channel)

FCC ID: ZNFT600US		MEASUREMENT REPORT (CERTIFICATION)		Approved by: Quality Manager
Test Report S/N: 1M1907050112-03.ZNF	Test Dates: 7/8 - 7/23/2019	EUT Type: Portable Tablet		Page 109 of 232

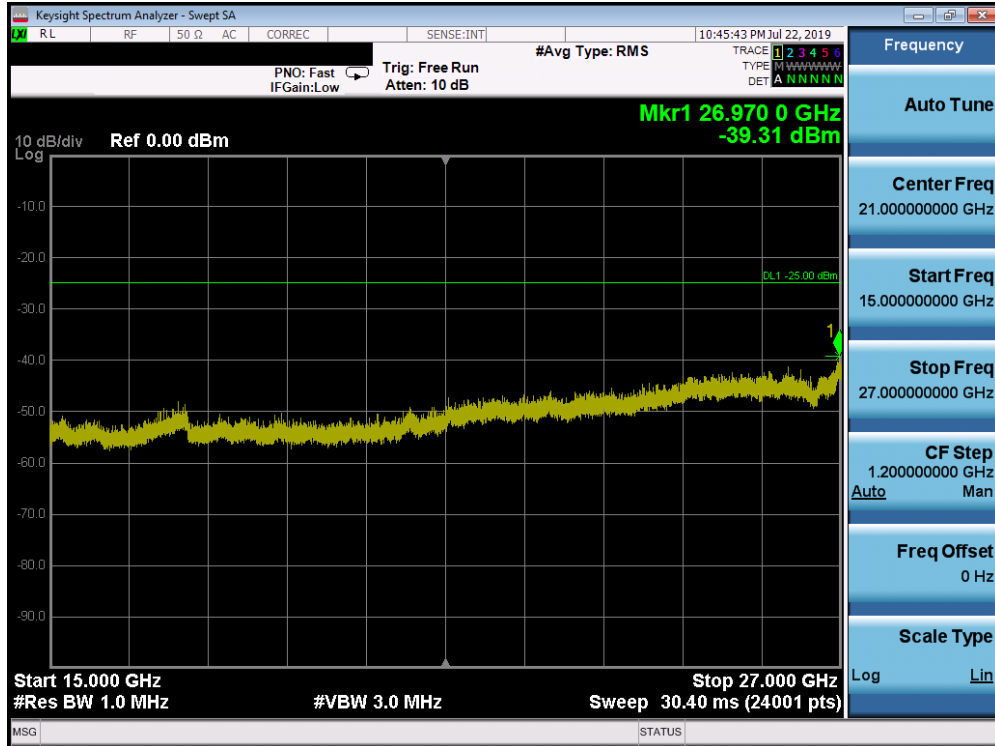


Plot 7-175. Conducted Spurious Plot (Band 41 PC3 - 20.0MHz QPSK - RB Size 1, RB Offset 0 - High Channel)



Plot 7-176. Conducted Spurious Plot (Band 41 PC3 - 20.0MHz QPSK - RB Size 1, RB Offset 0 - High Channel)

FCC ID: ZNFT600US		MEASUREMENT REPORT (CERTIFICATION)		Approved by: Quality Manager
Test Report S/N: 1M1907050112-03.ZNF	Test Dates: 7/8 - 7/23/2019	EUT Type: Portable Tablet		Page 110 of 232



Plot 7-177. Conducted Spurious Plot (Band 41 PC3 - 20.0MHz QPSK - RB Size 1, RB Offset 0 - High Channel)

FCC ID: ZNFT600US	 MEASUREMENT REPORT (CERTIFICATION)			Approved by: Quality Manager
Test Report S/N: 1M1907050112-03.ZNF	Test Dates: 7/8 - 7/23/2019	EUT Type: Portable Tablet	Page 111 of 232	

7.4 Band Edge Emissions at Antenna Terminal

Test Overview

All out of band emissions are measured with a spectrum analyzer connected to the antenna terminal of the EUT while the EUT is operating at its maximum duty cycle, at maximum power, and at the appropriate frequencies. All data rates were investigated to determine the worst case configuration. All modes of operation were investigated and the worst case configuration results are reported in this section.

The minimum permissible attenuation level of any spurious emission is $43 + 10 \log_{10}(P_{[Watts]})$, where P is the transmitter power in Watts.

The minimum permissible attenuation level for Band 7 and 41 is as noted in the Test Notes on the following page.

Test Procedure Used

KDB 971168 D01 v03r01 – Section 6.0

Test Settings

1. Start and stop frequency were set such that the band edge would be placed in the center of the plot
2. Span was set large enough so as to capture all out of band emissions near the band edge
3. RBW \geq 1% of the emission bandwidth
4. VBW \geq 3 x RBW
5. Detector = RMS
6. Number of sweep points \geq 2 x Span/RBW
7. Trace mode = trace average for continuous emissions, max hold for pulse emissions
8. Sweep time = auto couple
9. The trace was allowed to stabilize

Test Setup

The EUT and measurement equipment were set up as shown in the diagram below.




Figure 7-3. Test Instrument & Measurement Setup

FCC ID: ZNFT600US		MEASUREMENT REPORT (CERTIFICATION)		Approved by: Quality Manager
Test Report S/N: 1M1907050112-03.ZNF	Test Dates: 7/8 - 7/23/2019	EUT Type: Portable Tablet		Page 112 of 232

Test Notes

Per 22.917(b) 24.238(a) 27.53(h) in the 1 MHz bands immediately outside and adjacent to the frequency block a resolution bandwidth of at least one percent of the emission bandwidth of the fundamental emission of the transmitter may be employed to demonstrate compliance with the out-of-band emissions limit. The emission bandwidth is defined as the width of the signal between two points, one below the carrier center frequency and one above the carrier center frequency, outside of which all emission are attenuated at least 26 dB below the transmitter power.

Per 27.53(g) for operations in the 698-746 MHz band, in the 100 kHz bands immediately outside and adjacent to the frequency block a resolution bandwidth of at least 30 kHz may be employed to demonstrate compliance with the out-of-band emissions limit.

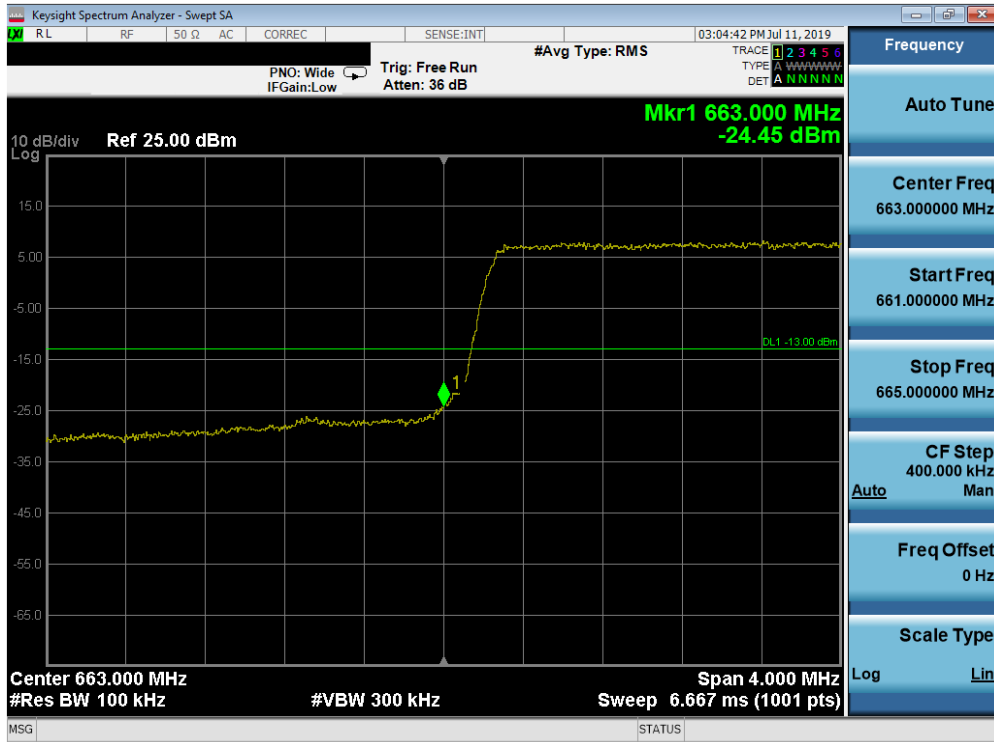
Per 27.53(c)(5) for operations in the 776-788 MHz band, in the 100 kHz bands immediately outside and adjacent to the frequency block a resolution bandwidth of at least 30 kHz may be employed to demonstrate compliance with the out-of-band emissions limit.

For all plots showing emissions in the 763 – 775MHz and 793 – 805MHz band, the FCC limit per 27.53(c)(4) is $65 + 10 \log_{10}(P) = -35\text{dBm}$ in a 6.25kHz bandwidth.

Per 27.53(m) for operations in the BRS/EBS bands, the attenuation factor shall be not less than $40 + 10 \log (P)$ dB on all frequencies between the channel edge and 5 megahertz from the channel edge, $43 + 10 \log (P)$ dB on all frequencies between 5 megahertz and X megahertz from the channel edge, and $55 + 10 \log (P)$ dB on all frequencies more than X megahertz from the channel edge, where X is the greater of 6 megahertz or the actual emission bandwidth. In addition, the attenuation factor shall not be less that $43 + 10 \log (P)$ dB on all frequencies between 2490.5 MHz and 2496 MHz and $55 + 10 \log (P)$ dB at or below 2490.5 MHz.

FCC ID: ZNFT600US		MEASUREMENT REPORT (CERTIFICATION)		Approved by: Quality Manager
Test Report S/N: 1M1907050112-03.ZNF	Test Dates: 7/8 - 7/23/2019	EUT Type: Portable Tablet		Page 113 of 232

Band 71

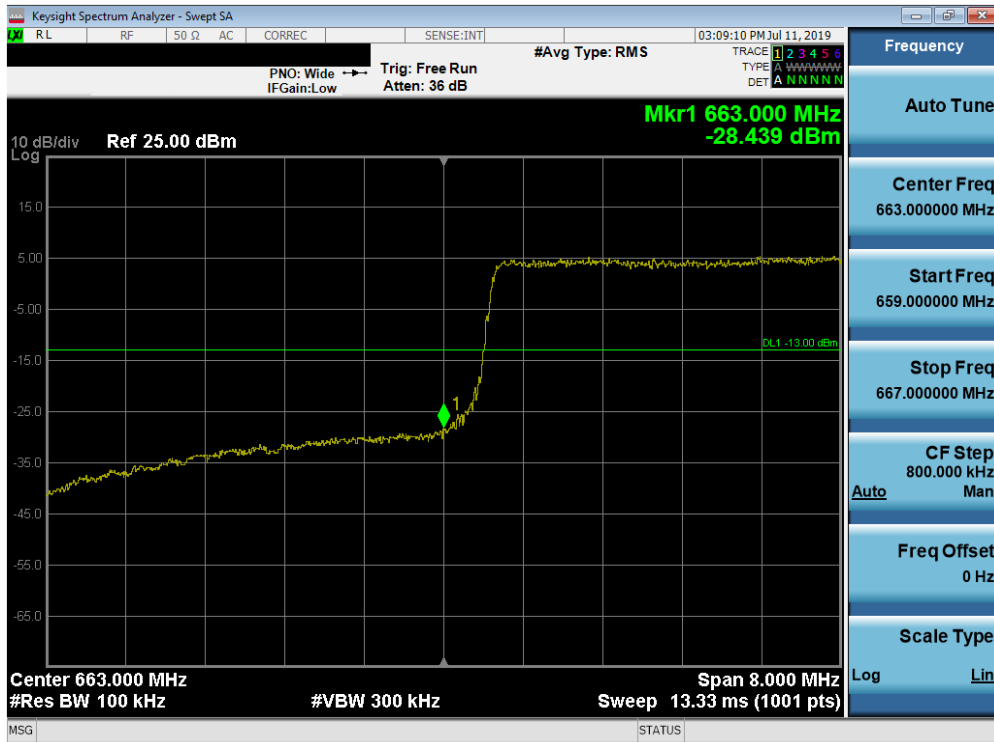


Plot 7-178. Lower Band Edge Plot (Band 71 - 5.0MHz QPSK - Full RB Configuration)

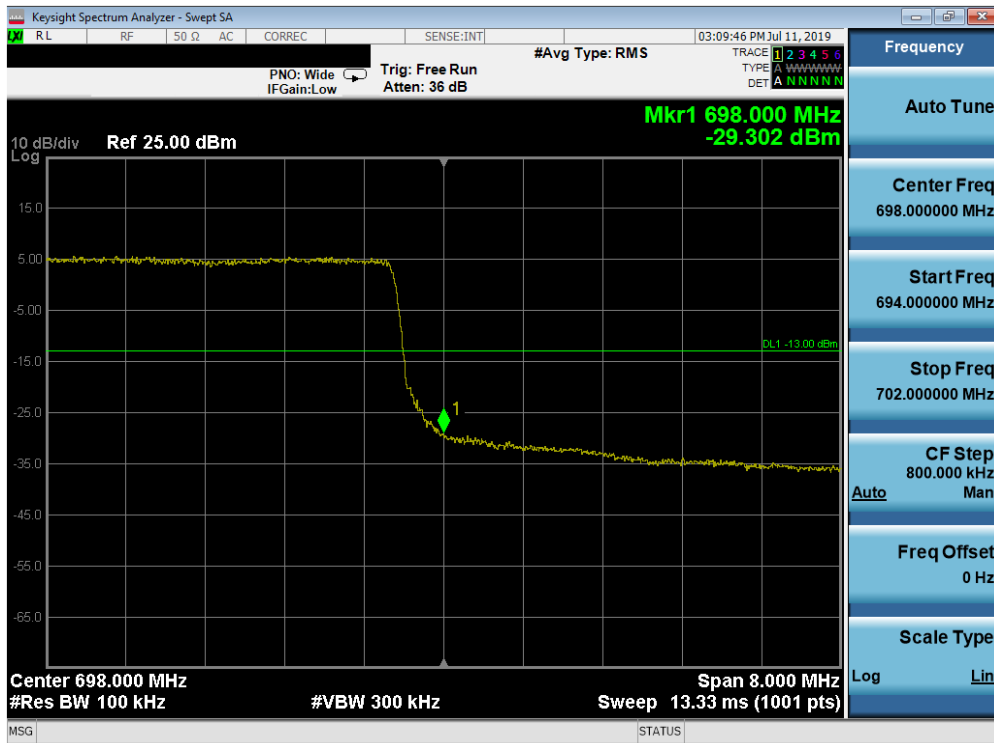


Plot 7-179. Upper Band Edge Plot (Band 71 - 5.0MHz QPSK - Full RB Configuration)

FCC ID: ZNFT600US		MEASUREMENT REPORT (CERTIFICATION)		Approved by: Quality Manager
Test Report S/N: 1M1907050112-03.ZNF	Test Dates: 7/8 - 7/23/2019	EUT Type: Portable Tablet		Page 114 of 232

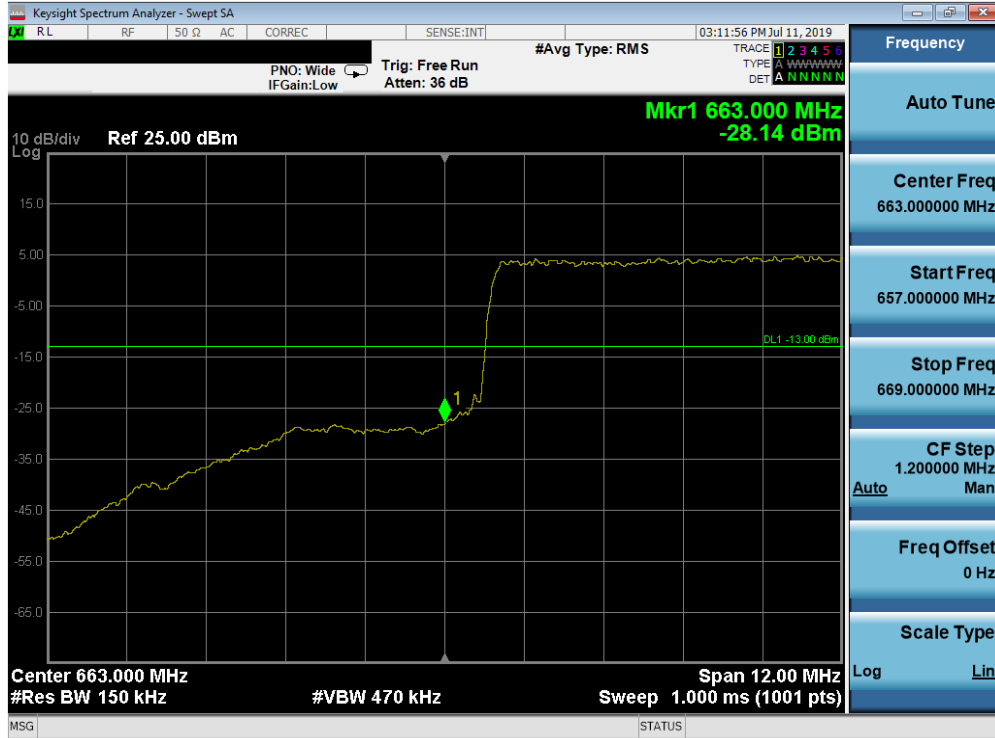


Plot 7-180. Lower Band Edge Plot (Band 71 - 10.0MHz QPSK - Full RB Configuration)

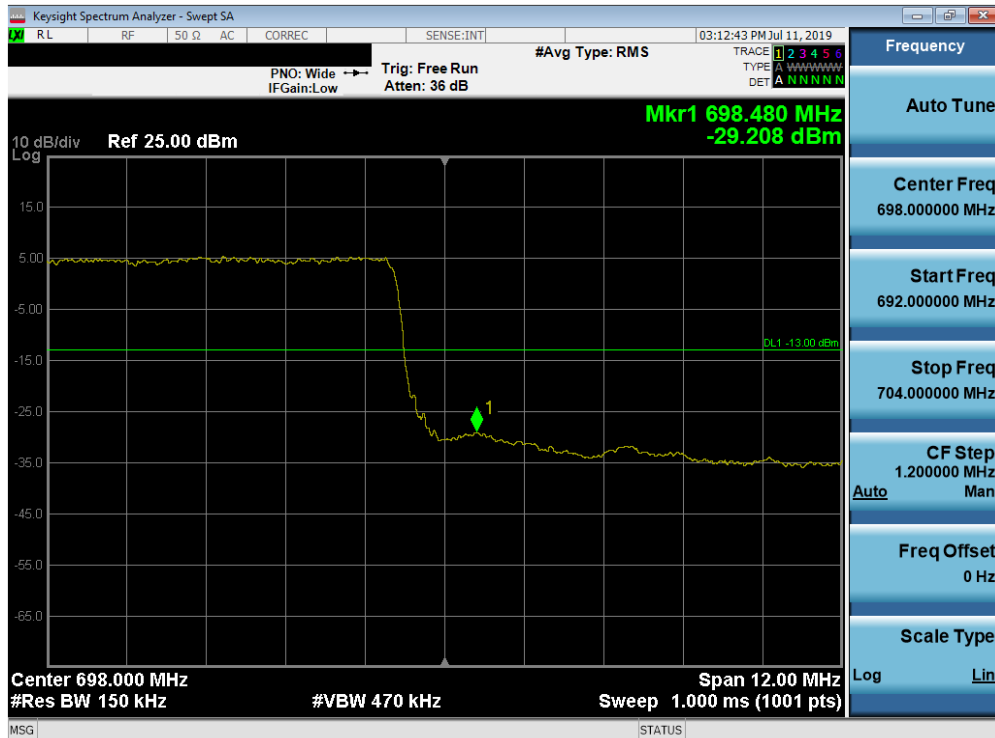


Plot 7-181. Upper Band Edge Plot (Band 71 - 10.0MHz QPSK - Full RB Configuration)

FCC ID: ZNFT600US		MEASUREMENT REPORT (CERTIFICATION)		Approved by: Quality Manager
Test Report S/N: 1M1907050112-03.ZNF	Test Dates: 7/8 - 7/23/2019	EUT Type: Portable Tablet		Page 115 of 232

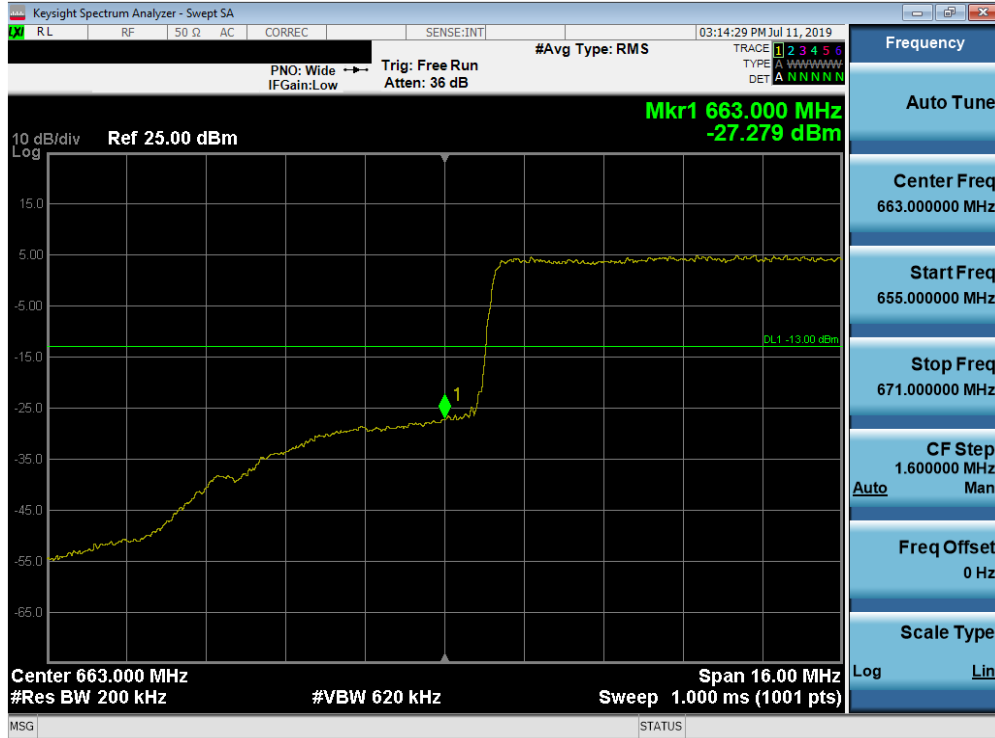


Plot 7-182. Lower Band Edge Plot (Band 71 - 15.0MHz QPSK - Full RB Configuration)

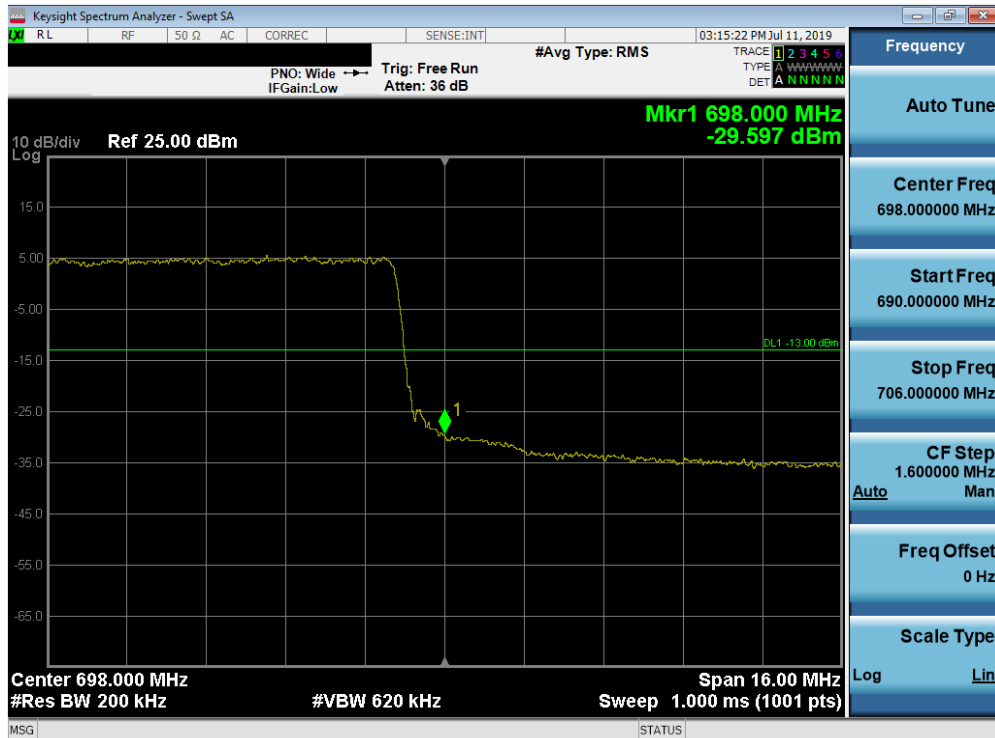


Plot 7-183. Upper Band Edge Plot (Band 71 - 15.0MHz QPSK - Full RB Configuration)

FCC ID: ZNFT600US		MEASUREMENT REPORT (CERTIFICATION)		Approved by: Quality Manager
Test Report S/N: 1M1907050112-03.ZNF	Test Dates: 7/8 - 7/23/2019	EUT Type: Portable Tablet		Page 116 of 232



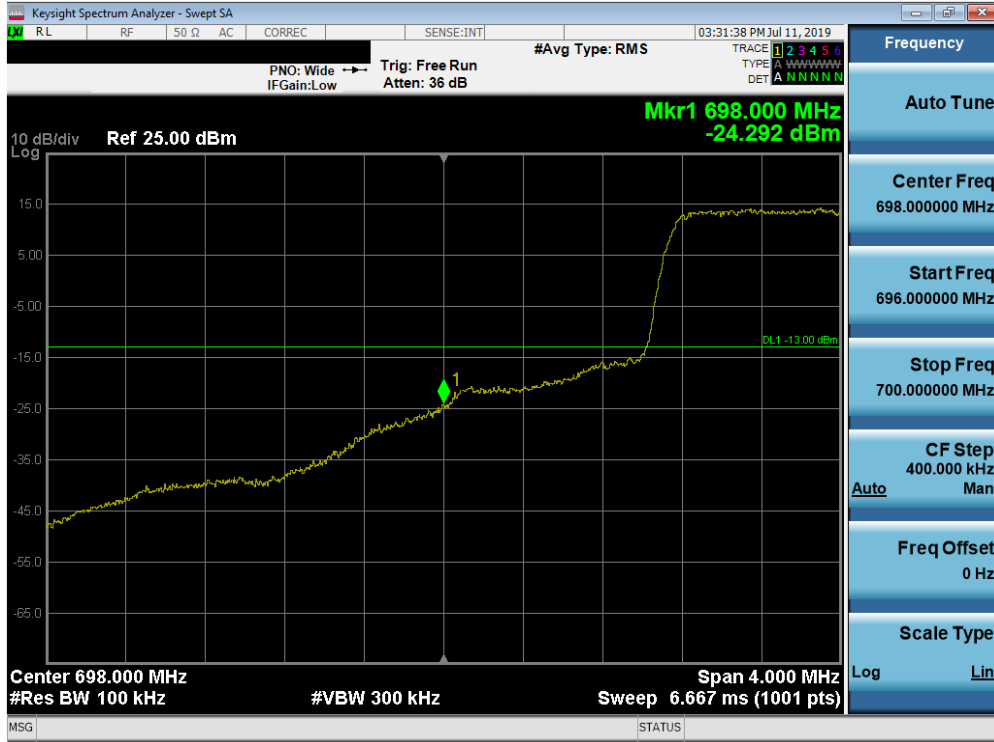
Plot 7-184. Lower Band Edge Plot (Band 71 - 20.0MHz QPSK - Full RB Configuration)



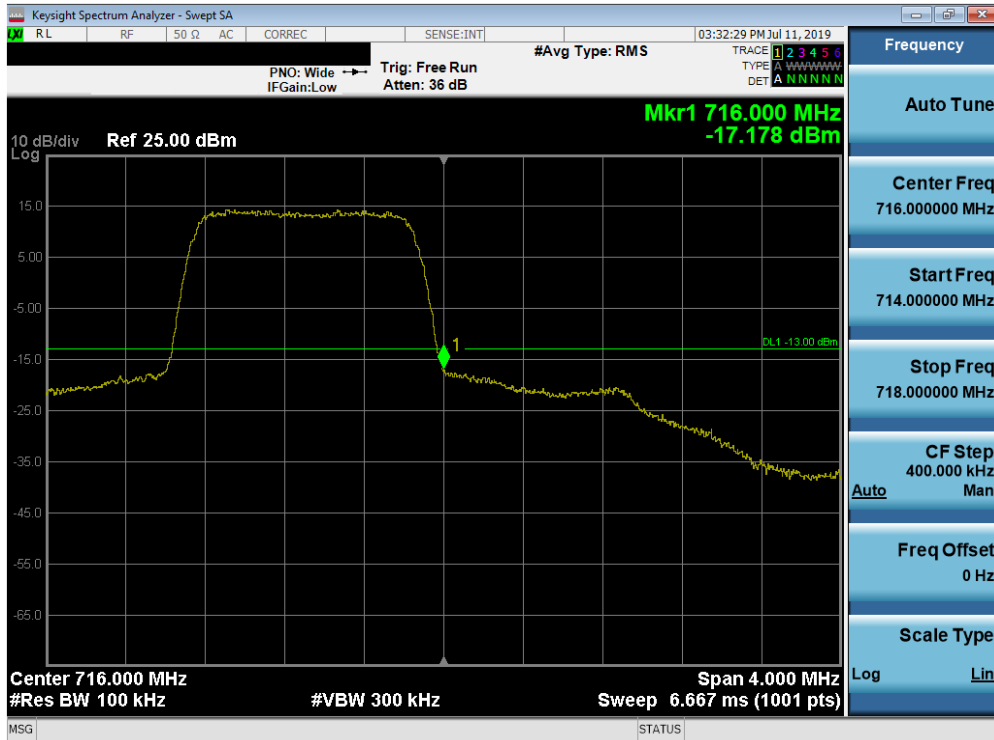
Plot 7-185. Upper Band Edge Plot (Band 71 - 20.0MHz QPSK - Full RB Configuration)

FCC ID: ZNFT600US	PCTEST ENGINEERING LABORATORY, INC.	MEASUREMENT REPORT (CERTIFICATION)	LG	Approved by: Quality Manager
Test Report S/N: 1M1907050112-03.ZNF	Test Dates: 7/8 - 7/23/2019	EUT Type: Portable Tablet		Page 117 of 232

Band 12

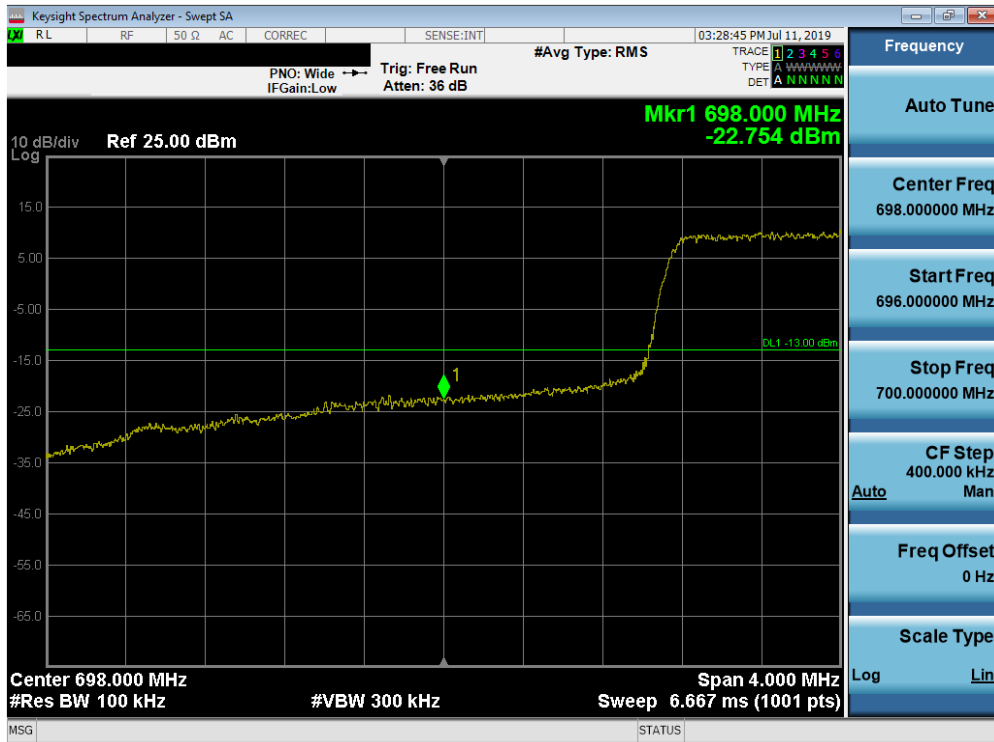


Plot 7-186. Lower Band Edge Plot (Band 12 - 1.4MHz QPSK - Full RB Configuration)



Plot 7-187. Upper Band Edge Plot (Band 12 - 1.4MHz QPSK - Full RB Configuration)

FCC ID: ZNFT600US	PCTEST ENGINEERING LABORATORY, INC.	MEASUREMENT REPORT (CERTIFICATION)	LG	Approved by: Quality Manager
Test Report S/N: 1M1907050112-03.ZNF	Test Dates: 7/8 - 7/23/2019	EUT Type: Portable Tablet		Page 118 of 232

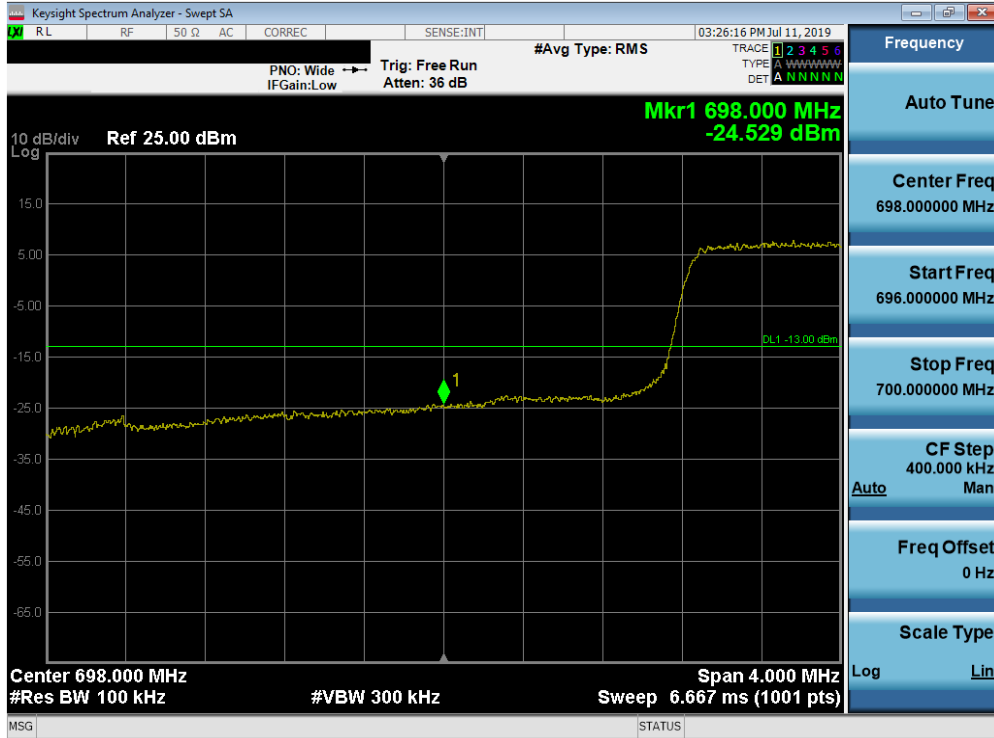


Plot 7-188. Lower Band Edge Plot (Band 12 - 3.0MHz QPSK - Full RB Configuration)



Plot 7-189. Upper Band Edge Plot (Band 12 - 3.0MHz QPSK - Full RB Configuration)

FCC ID: ZNFT600US		MEASUREMENT REPORT (CERTIFICATION)		Approved by: Quality Manager
Test Report S/N: 1M1907050112-03.ZNF	Test Dates: 7/8 - 7/23/2019	EUT Type: Portable Tablet		Page 119 of 232

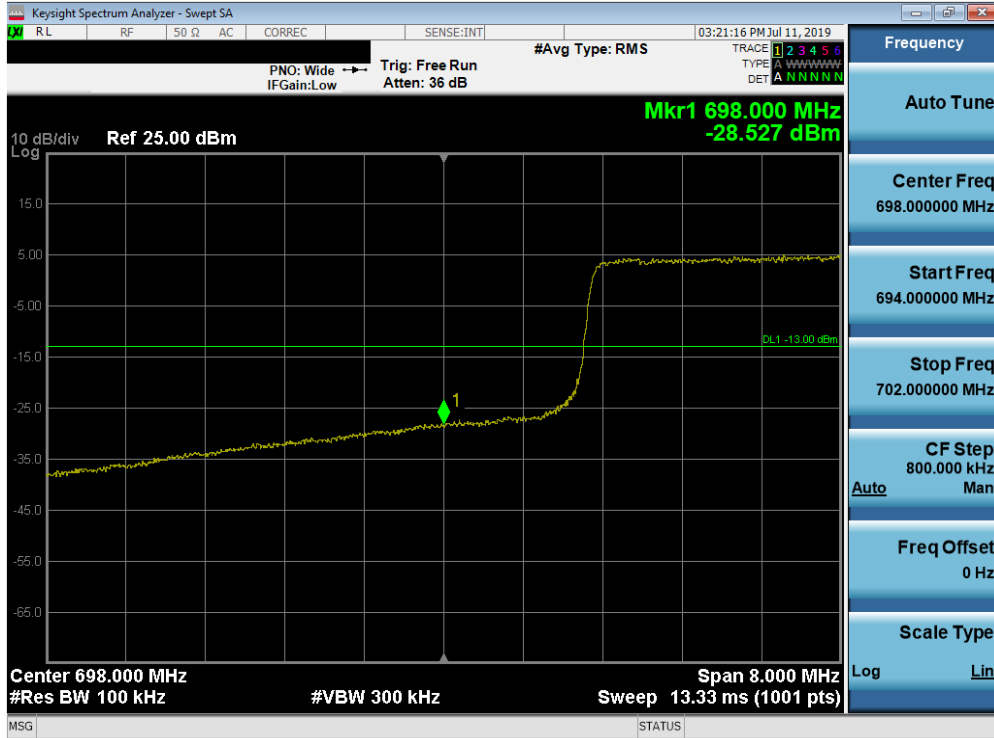


Plot 7-190. Lower Band Edge Plot (Band 12 - 5.0MHz QPSK - Full RB Configuration)

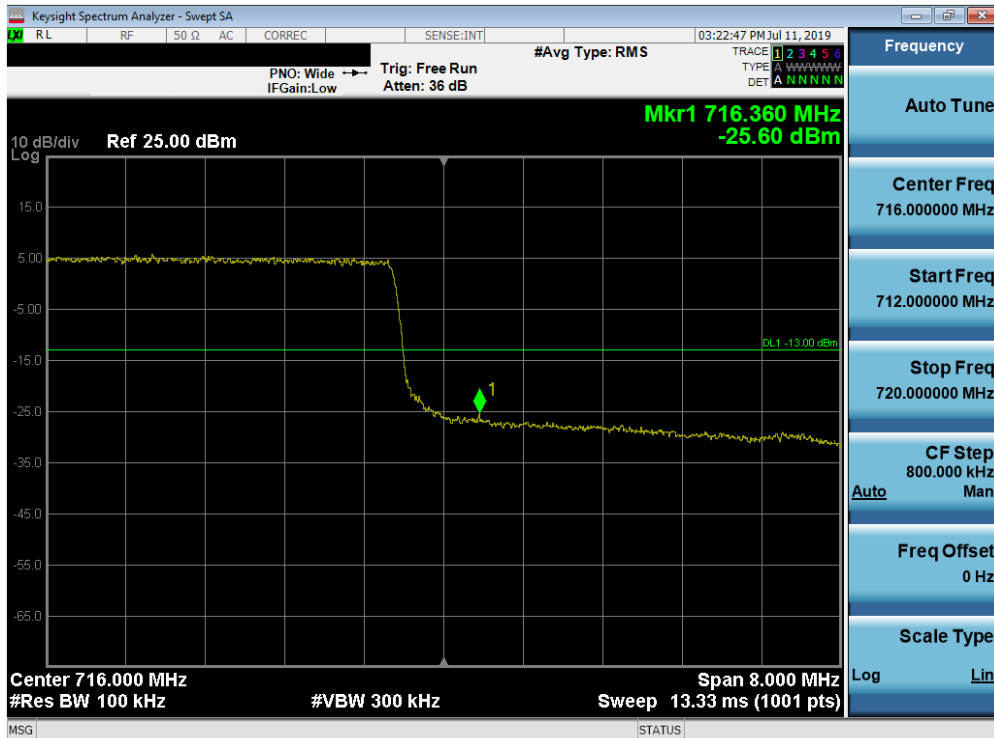


Plot 7-191. Upper Band Edge Plot (Band 12 - 5.0MHz QPSK - Full RB Configuration)

FCC ID: ZNFT600US	PCTEST ENGINEERING LABORATORY, INC.	MEASUREMENT REPORT (CERTIFICATION)	LG	Approved by: Quality Manager
Test Report S/N: 1M1907050112-03.ZNF	Test Dates: 7/8 - 7/23/2019	EUT Type: Portable Tablet		Page 120 of 232



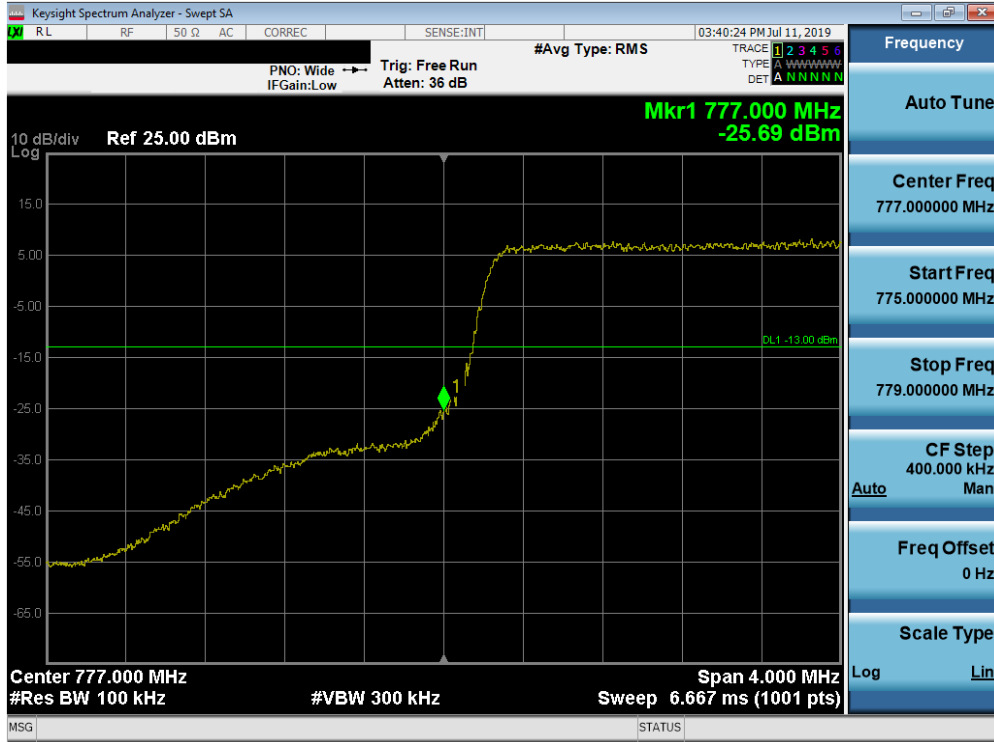
Plot 7-192. Lower Band Edge Plot (Band 12 - 10.0MHz QPSK - Full RB Configuration)



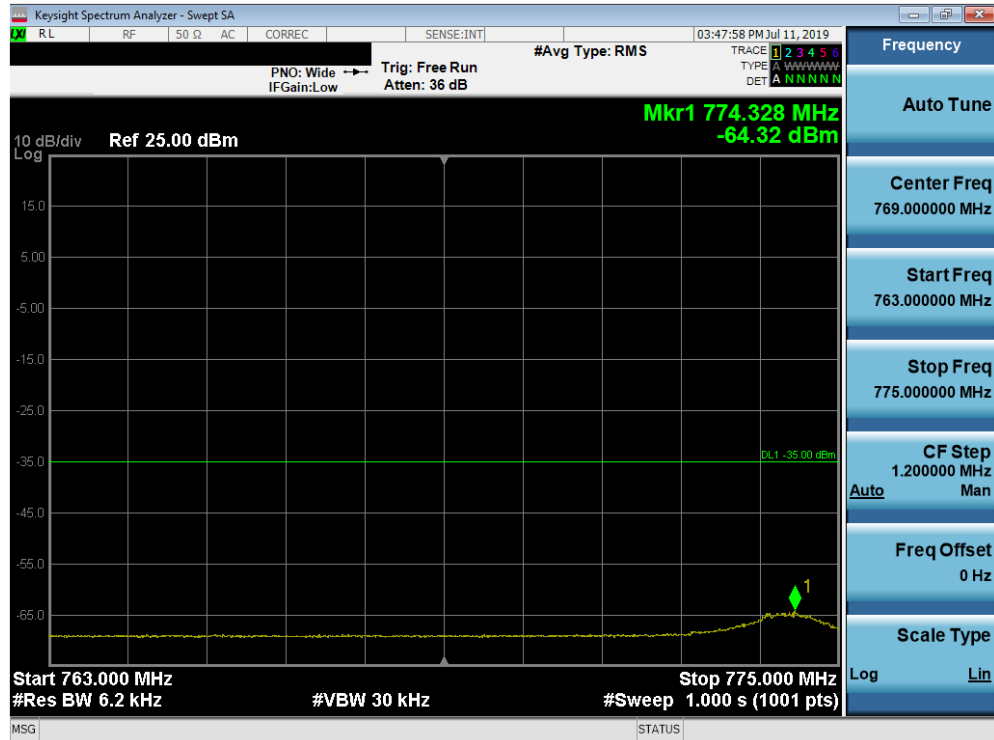
Plot 7-193. Upper Band Edge Plot (Band 12 - 10.0MHz QPSK - Full RB Configuration)

FCC ID: ZNFT600US		MEASUREMENT REPORT (CERTIFICATION)		Approved by: Quality Manager
Test Report S/N: 1M1907050112-03.ZNF	Test Dates: 7/8 - 7/23/2019	EUT Type: Portable Tablet		Page 121 of 232

Band 13

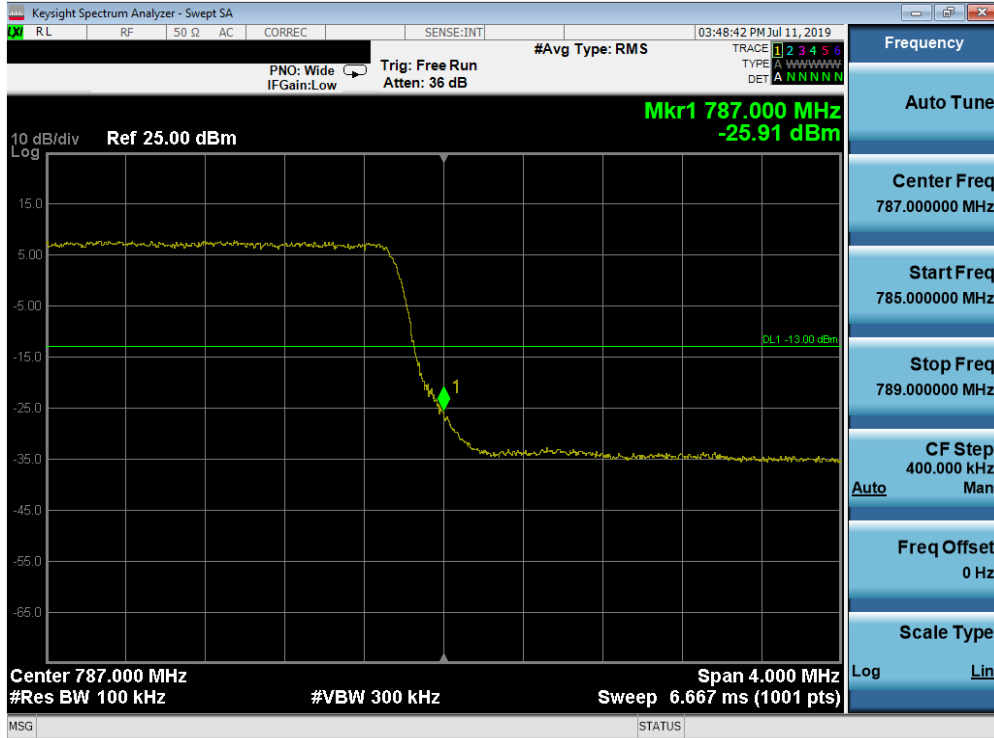


Plot 7-194. Lower Band Edge Plot (Band 13 - 5.0MHz QPSK - Full RB Configuration)

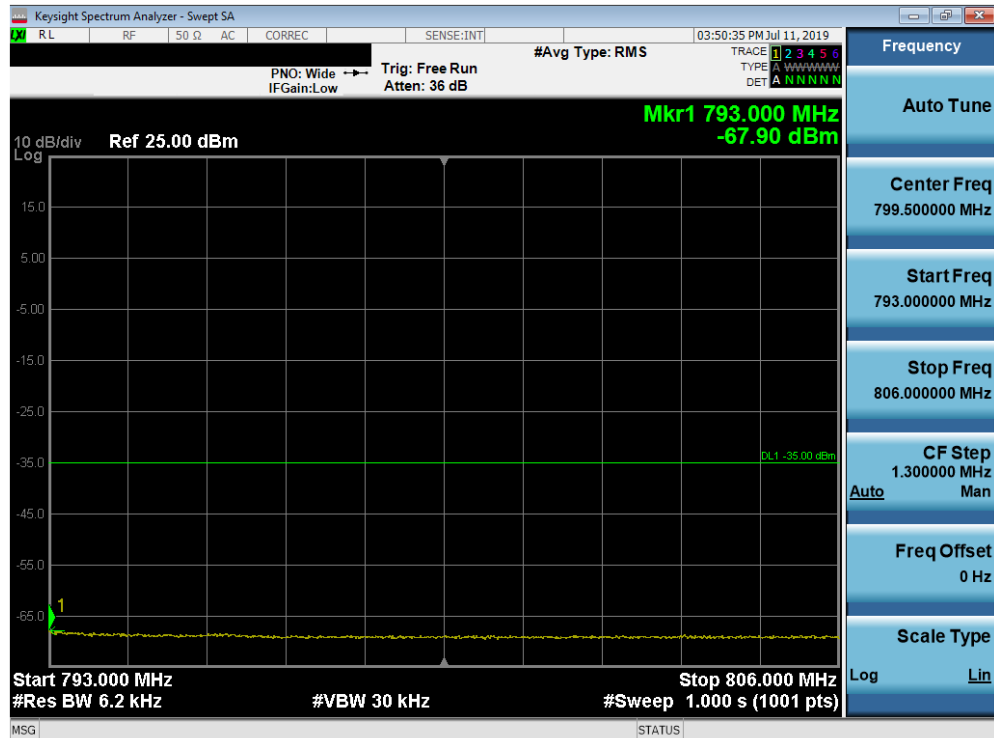


Plot 7-195. Lower Emission Mask Plot (Band 13 - 5.0MHz QPSK - Full RB Configuration)

FCC ID: ZNFT600US		MEASUREMENT REPORT (CERTIFICATION)		Approved by: Quality Manager
Test Report S/N: 1M1907050112-03.ZNF	Test Dates: 7/8 - 7/23/2019	EUT Type: Portable Tablet		Page 122 of 232

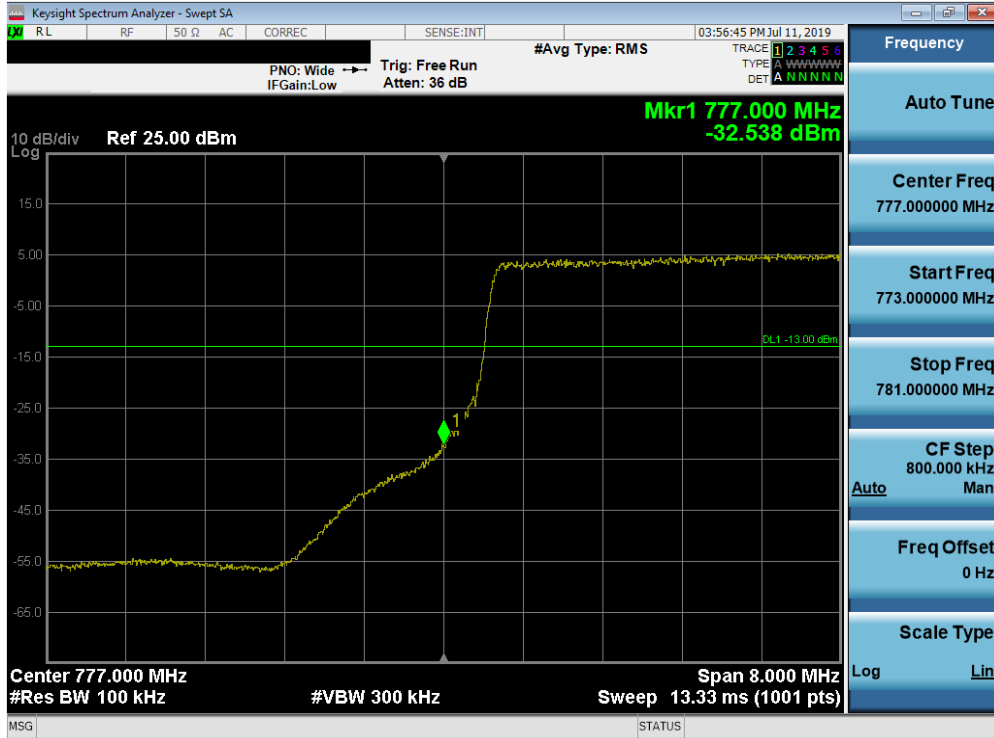


Plot 7-196. Upper Band Edge Plot (Band 13 - 5.0MHz QPSK - Full RB Configuration)

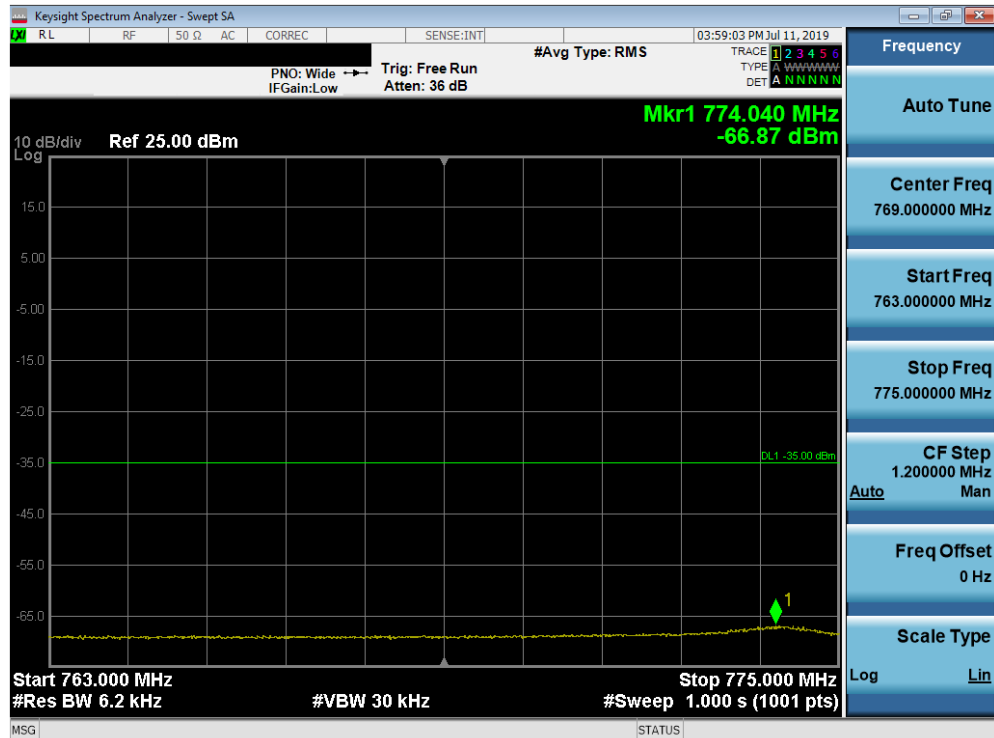


Plot 7-197. Upper Emission Mask Plot (Band 13 - 5.0MHz QPSK - Full RB Configuration)

FCC ID: ZNFT600US		MEASUREMENT REPORT (CERTIFICATION)		Approved by: Quality Manager
Test Report S/N: 1M1907050112-03.ZNF	Test Dates: 7/8 - 7/23/2019	EUT Type: Portable Tablet		Page 123 of 232

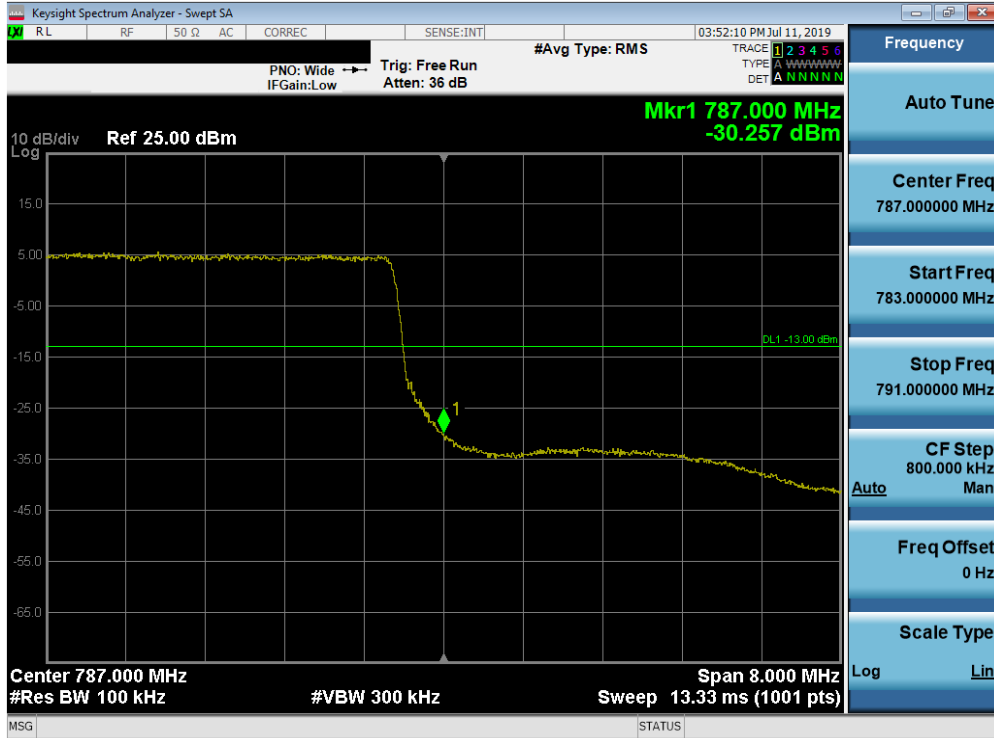


Plot 7-198. Lower Band Edge Plot (Band 13 - 10.0MHz QPSK - Full RB Configuration)

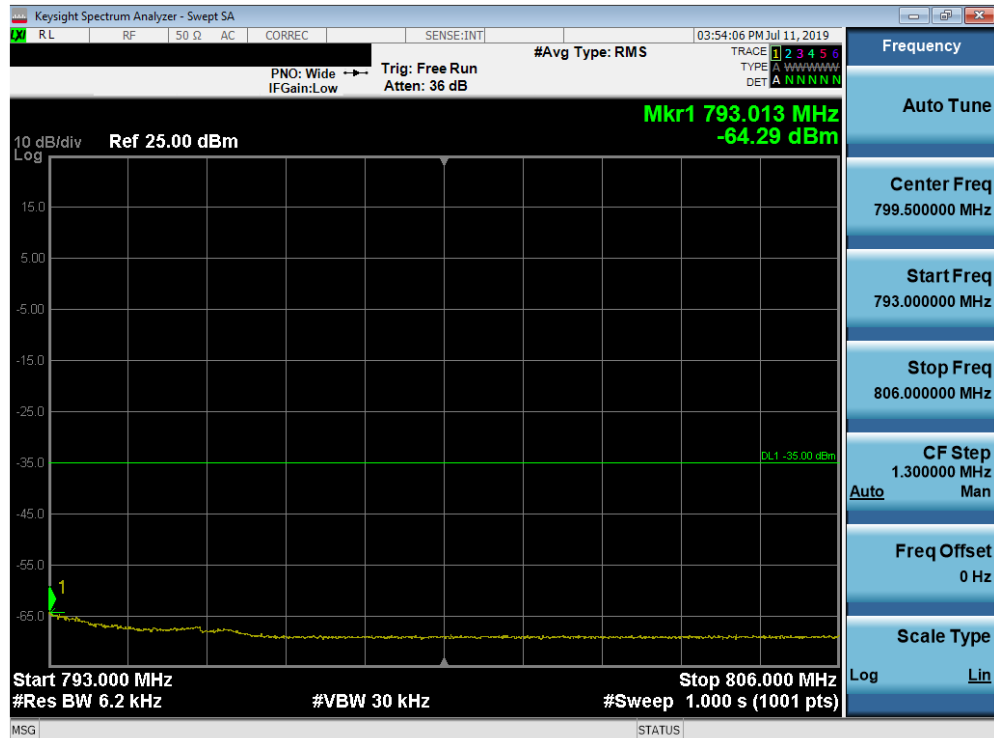


Plot 7-199. Lower Emission Mask Plot (Band 13 - 10.0MHz QPSK - Full RB Configuration)

FCC ID: ZNFT600US	PCTEST ENGINEERING LABORATORY, INC.	MEASUREMENT REPORT (CERTIFICATION)	LG	Approved by: Quality Manager
Test Report S/N: 1M1907050112-03.ZNF	Test Dates: 7/8 - 7/23/2019	EUT Type: Portable Tablet		Page 124 of 232



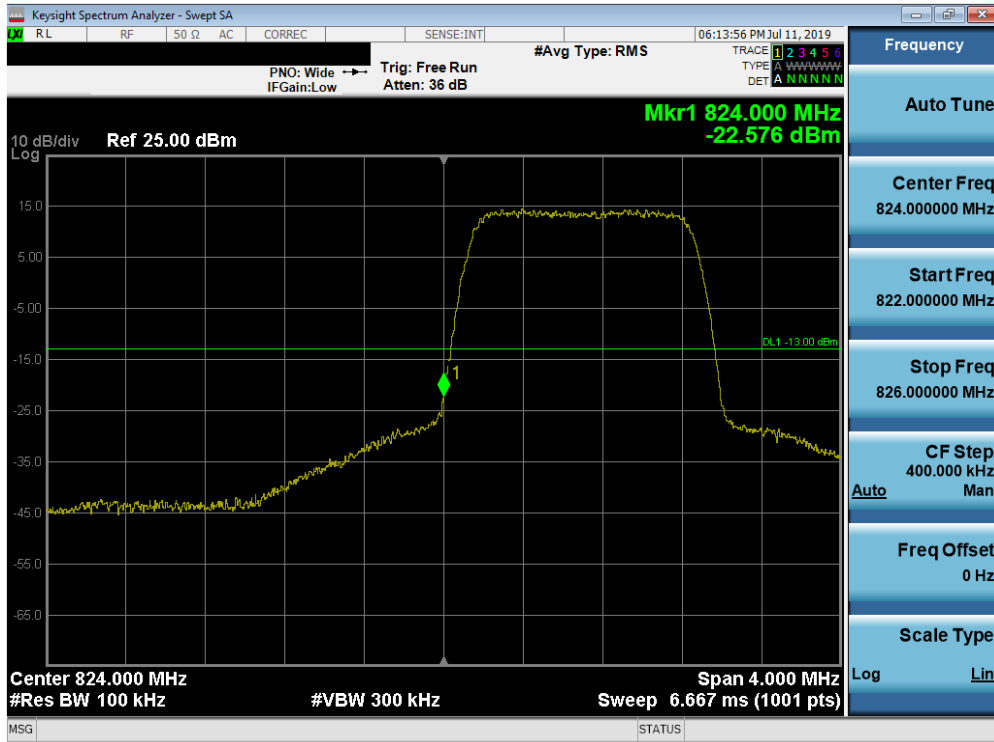
Plot 7-200. Upper Band Edge Plot (Band 13 - 10.0MHz QPSK - Full RB Configuration)



Plot 7-201. Upper Emission Mask Plot (Band 13 - 10.0MHz QPSK - Full RB Configuration)

FCC ID: ZNFT600US	PCTEST ENGINEERING LABORATORY, INC.	MEASUREMENT REPORT (CERTIFICATION)	LG	Approved by: Quality Manager
Test Report S/N: 1M1907050112-03.ZNF	Test Dates: 7/8 - 7/23/2019	EUT Type: Portable Tablet		Page 125 of 232

Band 26/5

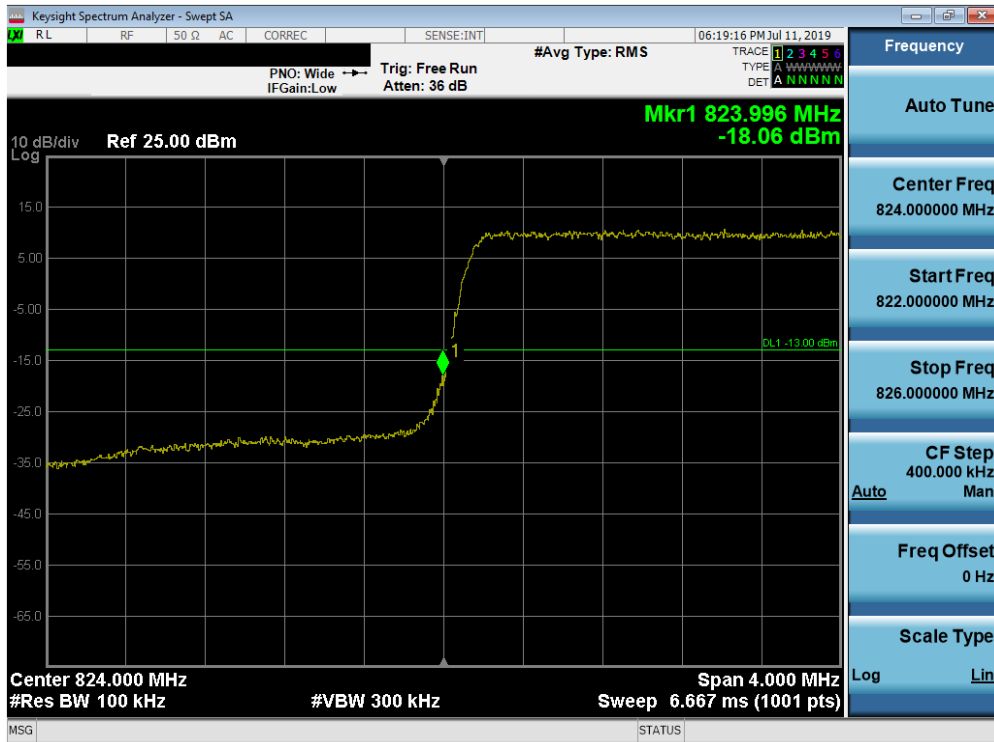


Plot 7-202. Lower Band Edge Plot (Band 26/5 - 1.4MHz QPSK - Full RB Configuration)

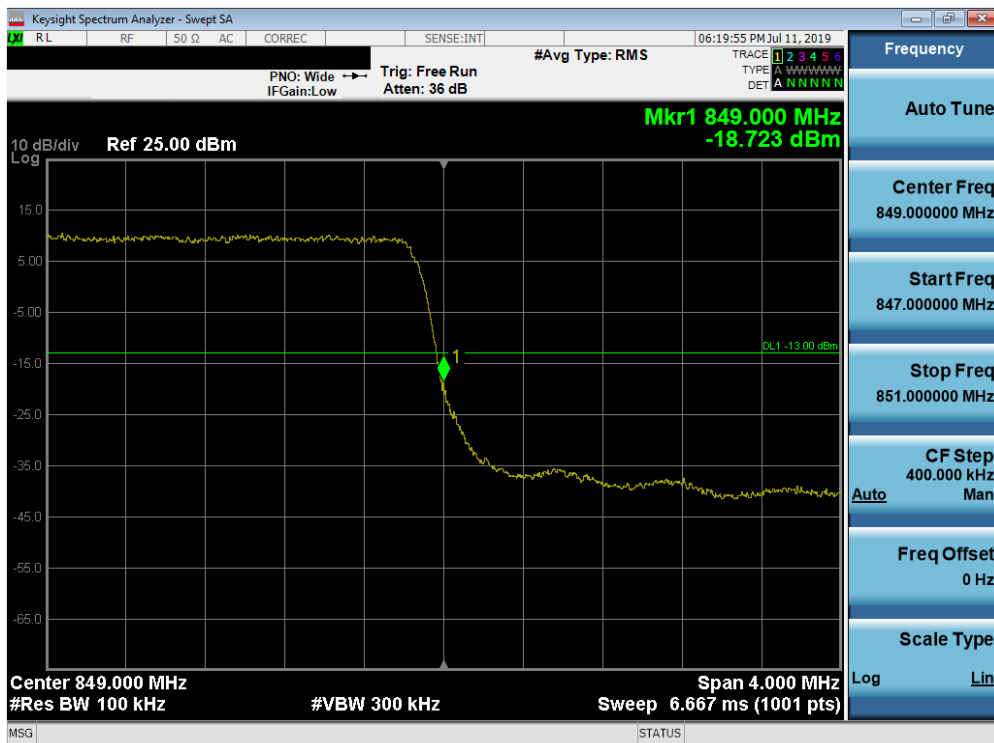


Plot 7-203. Upper Band Edge Plot (Band 26/5 - 1.4MHz QPSK - Full RB Configuration)

FCC ID: ZNFT600US		MEASUREMENT REPORT (CERTIFICATION)		Approved by: Quality Manager
Test Report S/N: 1M1907050112-03.ZNF	Test Dates: 7/8 - 7/23/2019	EUT Type: Portable Tablet		Page 126 of 232

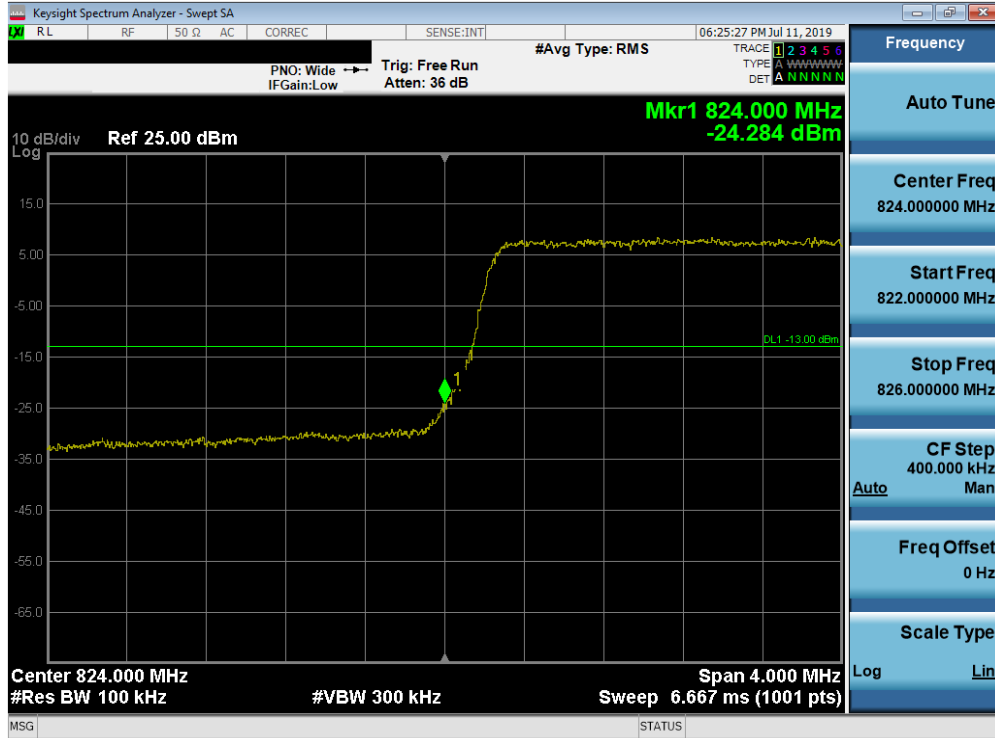


Plot 7-204. Lower Band Edge Plot (Band 26/5 - 3.0MHz QPSK - Full RB Configuration)

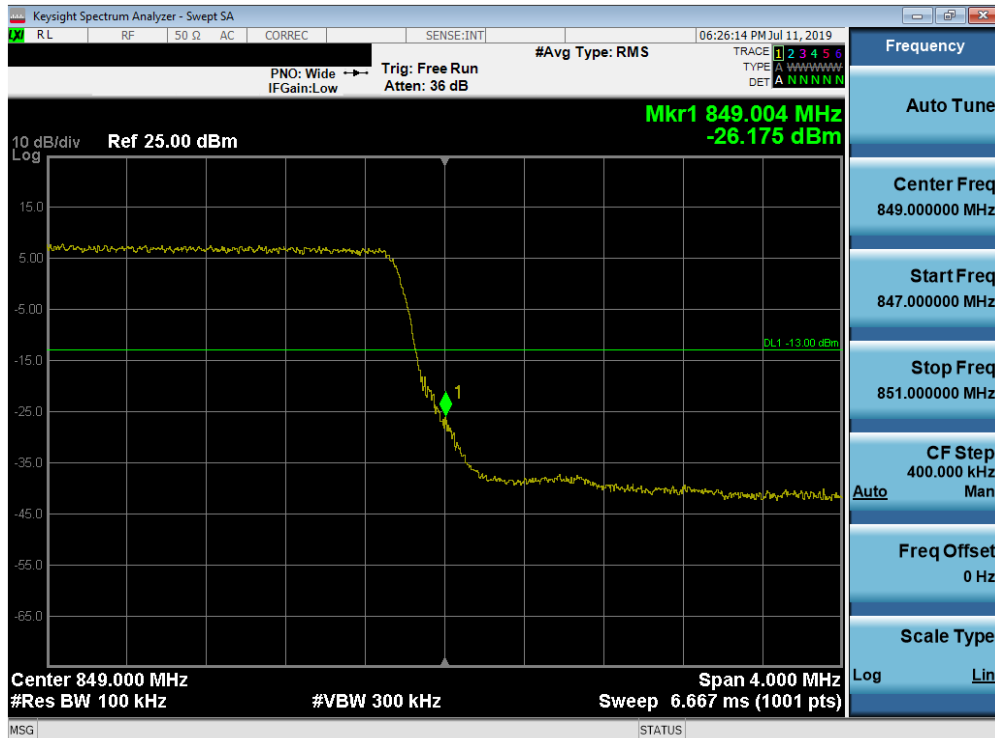


Plot 7-205. Upper Band Edge Plot (Band 26/5 - 3.0MHz QPSK - Full RB Configuration)

FCC ID: ZNFT600US		MEASUREMENT REPORT (CERTIFICATION)		Approved by: Quality Manager
Test Report S/N: 1M1907050112-03.ZNF	Test Dates: 7/8 - 7/23/2019	EUT Type: Portable Tablet		Page 127 of 232

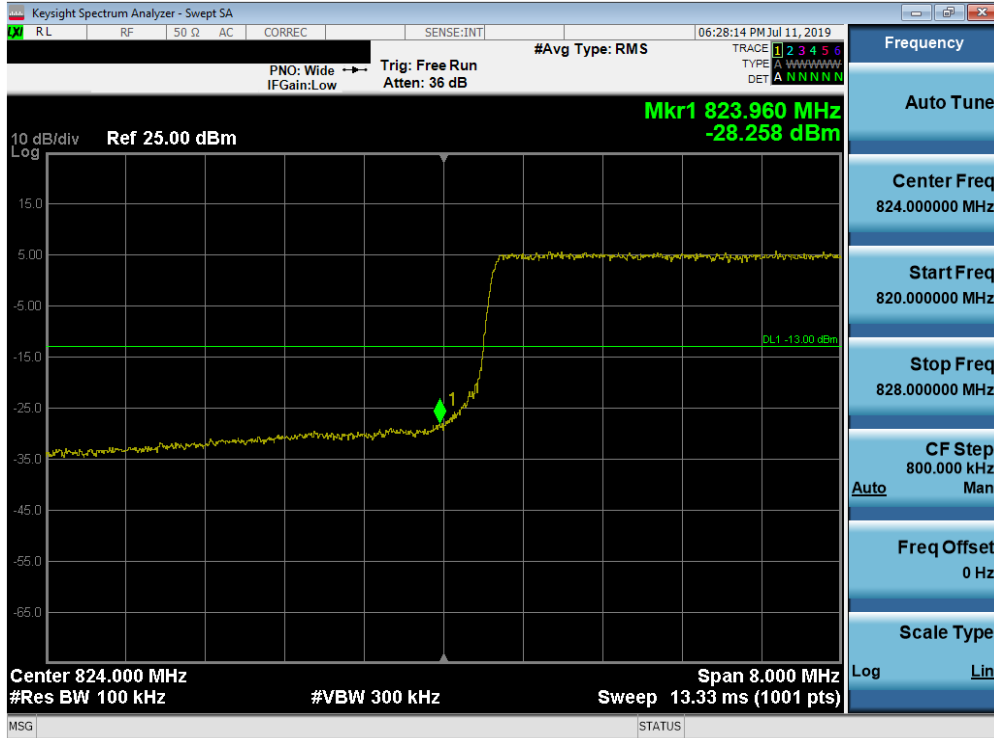


Plot 7-206. Lower Band Edge Plot (Band 26/5 - 5.0MHz QPSK - Full RB Configuration)

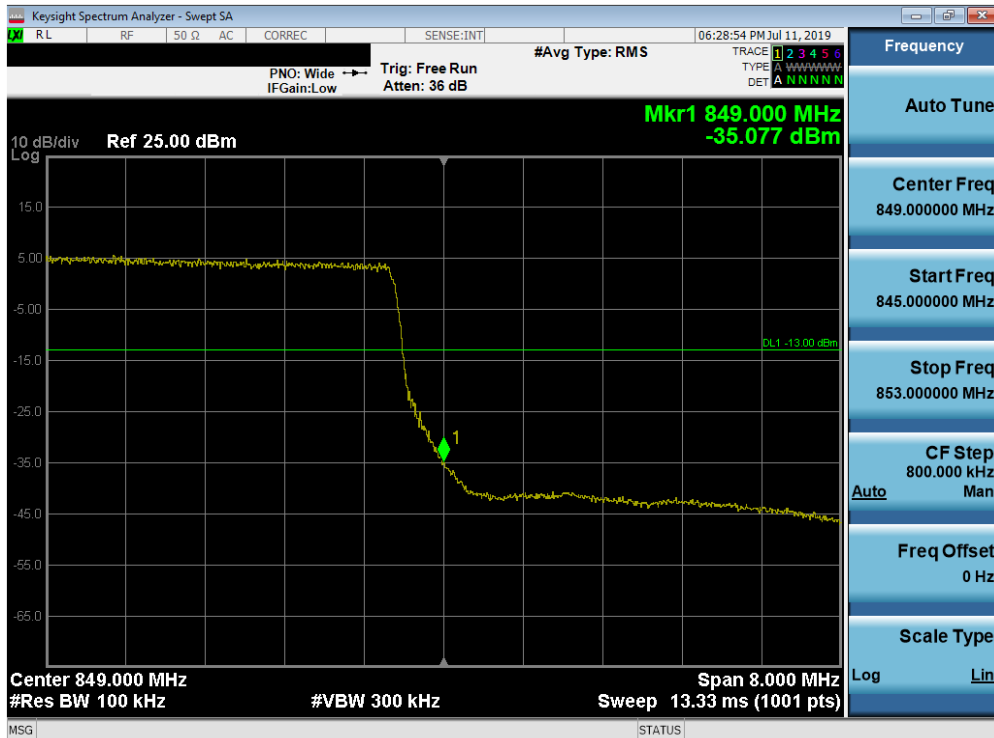


Plot 7-207. Upper Band Edge Plot (Band 26/5 - 5.0MHz QPSK - Full RB Configuration)

FCC ID: ZNFT600US		MEASUREMENT REPORT (CERTIFICATION)		Approved by: Quality Manager
Test Report S/N: 1M1907050112-03.ZNF	Test Dates: 7/8 - 7/23/2019	EUT Type: Portable Tablet		Page 128 of 232

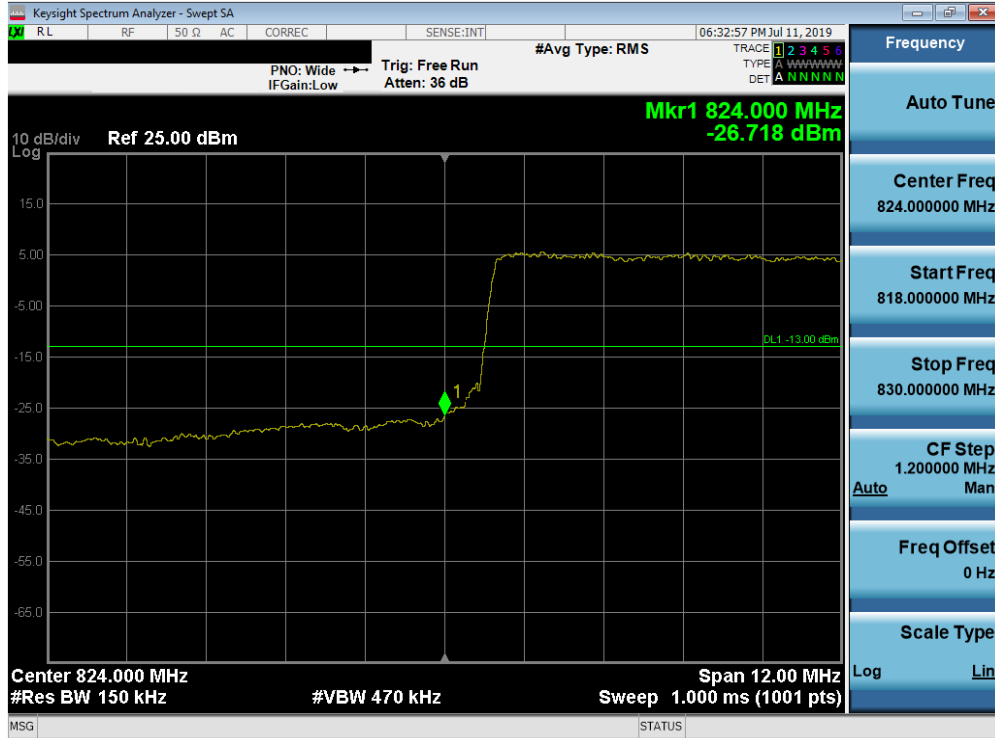


Plot 7-208. Lower Band Edge Plot (Band 26/5 - 10.0MHz QPSK - Full RB Configuration)



Plot 7-209. Upper Band Edge Plot (Band 26/5 - 10.0MHz QPSK - Full RB Configuration)

FCC ID: ZNFT600US		MEASUREMENT REPORT (CERTIFICATION)		Approved by: Quality Manager
Test Report S/N: 1M1907050112-03.ZNF	Test Dates: 7/8 - 7/23/2019	EUT Type: Portable Tablet		Page 129 of 232



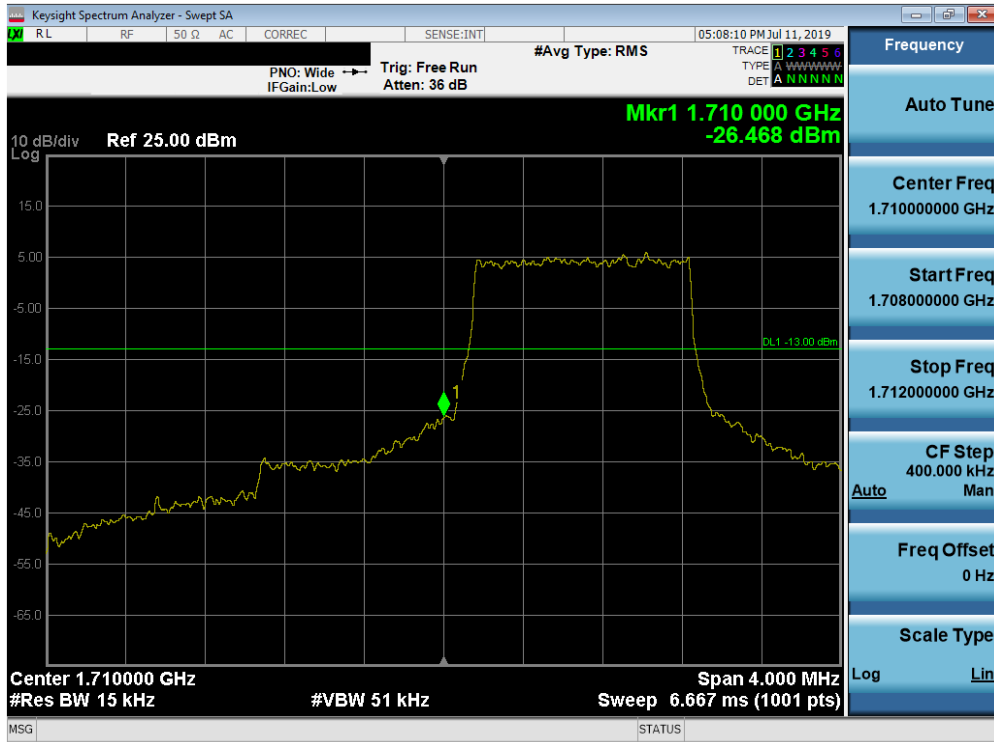
Plot 7-210. Lower Band Edge Plot (Band 26 - 15.0MHz QPSK - Full RB Configuration)



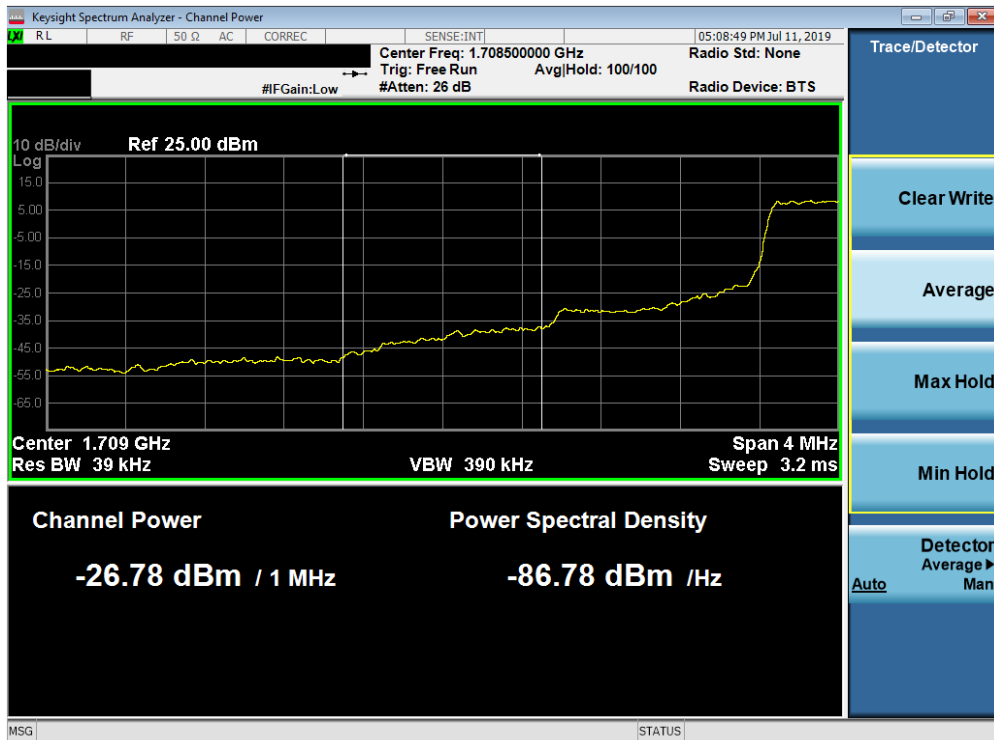
Plot 7-211. Upper Band Edge Plot (Band 26 - 15.0MHz QPSK - Full RB Configuration)

FCC ID: ZNFT600US		MEASUREMENT REPORT (CERTIFICATION)		Approved by: Quality Manager
Test Report S/N: 1M1907050112-03.ZNF	Test Dates: 7/8 - 7/23/2019	EUT Type: Portable Tablet		Page 130 of 232

Band 66/4



Plot 7-212. Lower Band Edge Plot (Band 66/4 - 1.4MHz QPSK - Full RB Configuration)

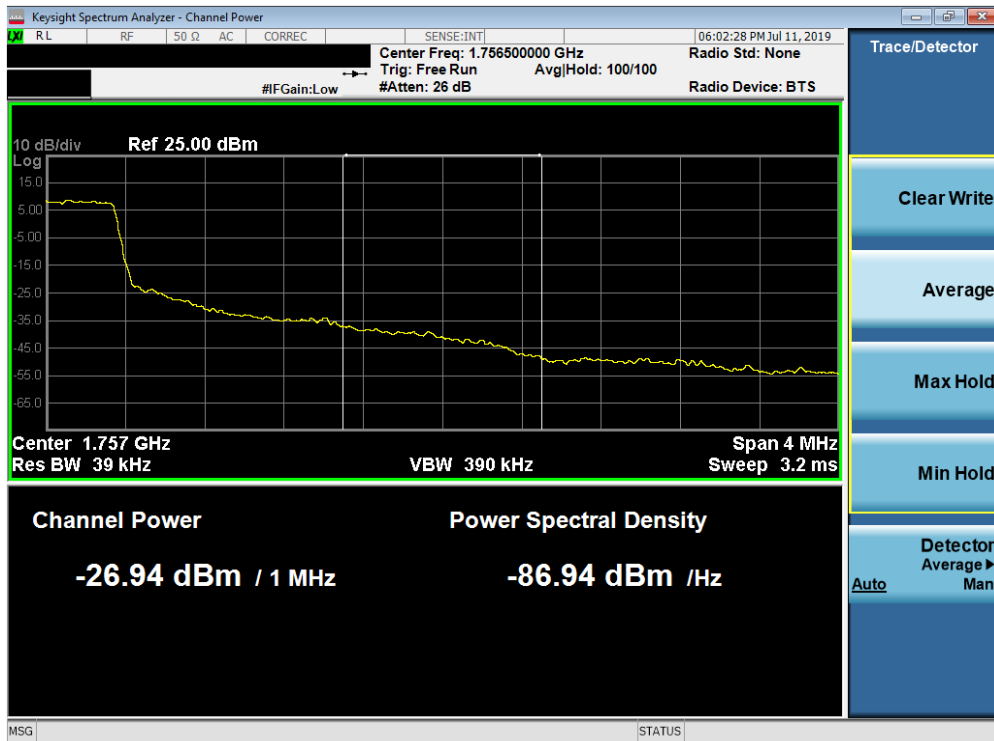


Plot 7-213. Lower Extended Band Edge Plot (Band 66/4 - 1.4MHz QPSK - Full RB Configuration)

FCC ID: ZNFT600US	PCTEST ENGINEERING LABORATORY, INC.	MEASUREMENT REPORT (CERTIFICATION)	LG	Approved by: Quality Manager
Test Report S/N: 1M1907050112-03.ZNF	Test Dates: 7/8 - 7/23/2019	EUT Type: Portable Tablet		Page 131 of 232



Plot 7-214. Upper Band Edge Plot (Band 4 - 1.4MHz QPSK - Full RB Configuration)

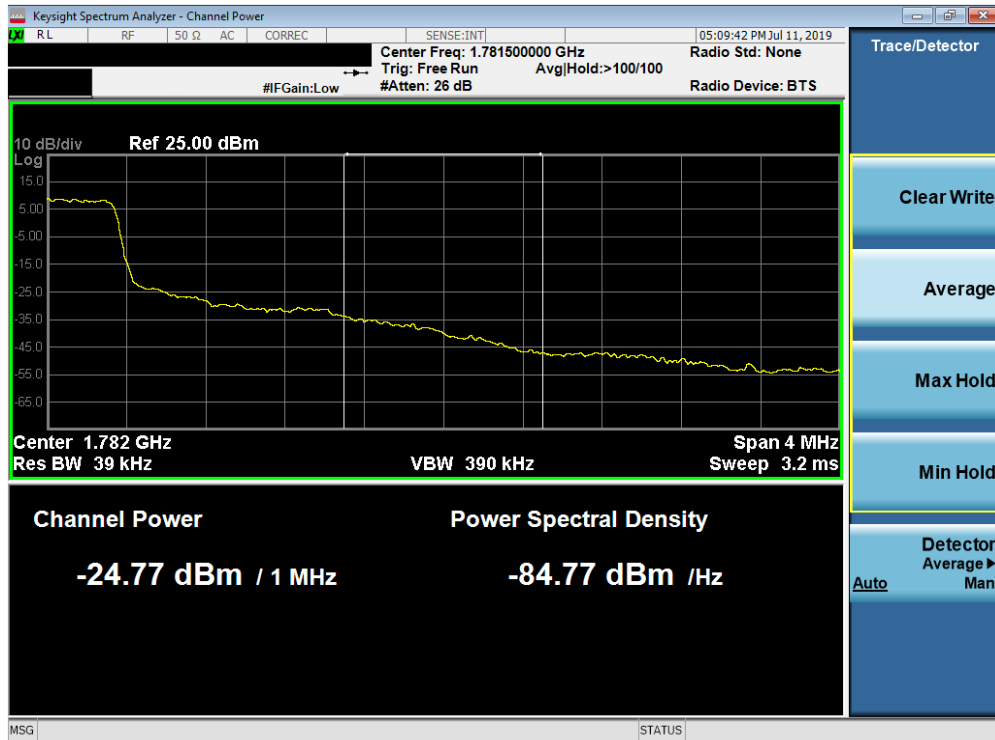


Plot 7-215. Upper Extended Band Edge Plot (Band 4 - 1.4MHz QPSK - Full RB Configuration)

FCC ID: ZNFT600US	PCTEST ENGINEERING LABORATORY, INC.	MEASUREMENT REPORT (CERTIFICATION)	LG	Approved by: Quality Manager
Test Report S/N: 1M1907050112-03.ZNF	Test Dates: 7/8 - 7/23/2019	EUT Type: Portable Tablet		Page 132 of 232

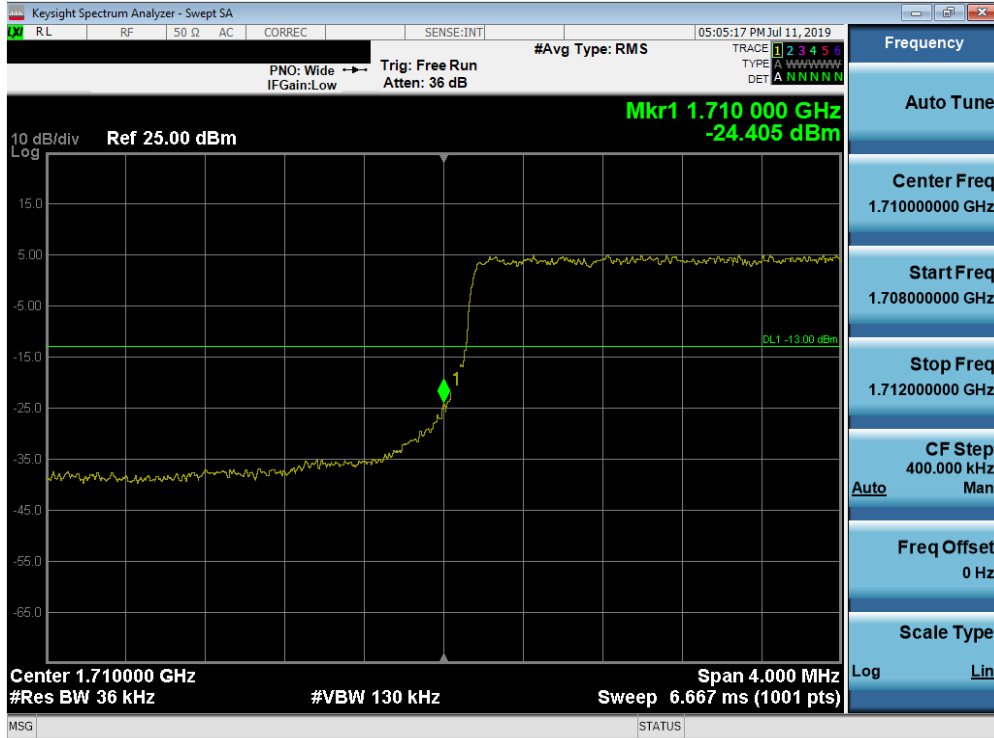


Plot 7-216. Upper Band Edge Plot (Band 66 - 1.4MHz QPSK - Full RB Configuration)

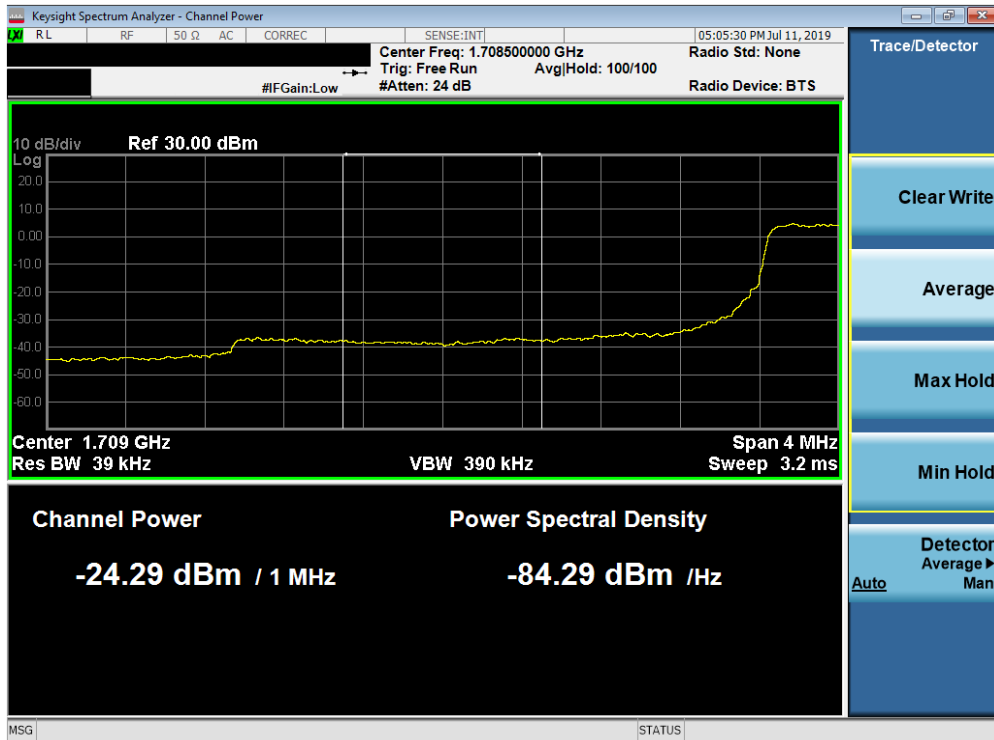


Plot 7-217. Upper Extended Band Edge Plot (Band 66 - 1.4MHz QPSK - Full RB Configuration)

FCC ID: ZNFT600US		MEASUREMENT REPORT (CERTIFICATION)		Approved by: Quality Manager
Test Report S/N: 1M1907050112-03.ZNF	Test Dates: 7/8 - 7/23/2019	EUT Type: Portable Tablet		Page 133 of 232



Plot 7-218. Lower Band Edge Plot (Band 66/4 - 3.0MHz QPSK - Full RB Configuration)

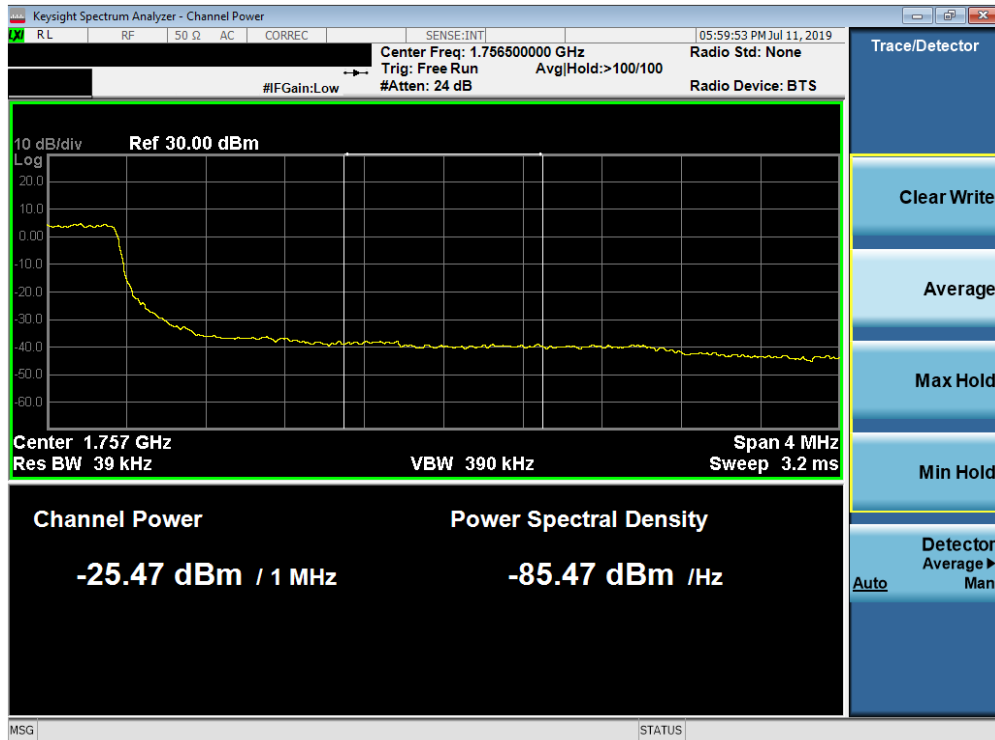


Plot 7-219. Lower Extended Band Edge Plot (Band 66/4 - 3.0MHz QPSK - Full RB Configuration)

FCC ID: ZNFT600US	PCTEST ENGINEERING LABORATORY, INC.	MEASUREMENT REPORT (CERTIFICATION)	LG	Approved by: Quality Manager
Test Report S/N: 1M1907050112-03.ZNF	Test Dates: 7/8 - 7/23/2019	EUT Type: Portable Tablet		Page 134 of 232

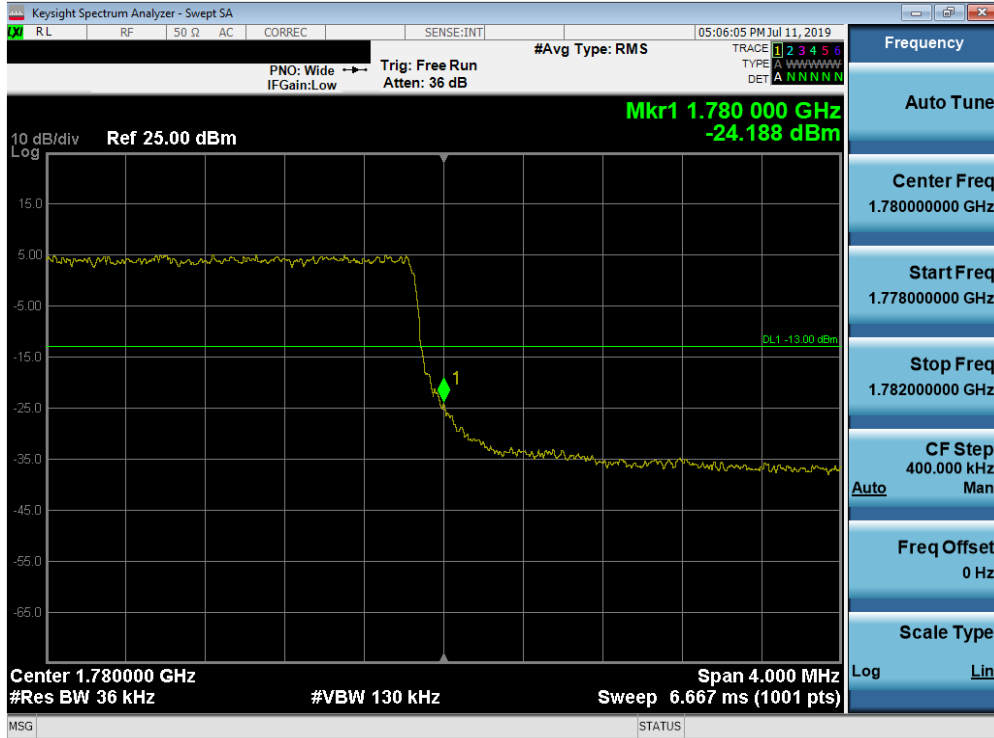


Plot 7-220. Upper Band Edge Plot (Band 4 - 3.0MHz QPSK - Full RB Configuration)

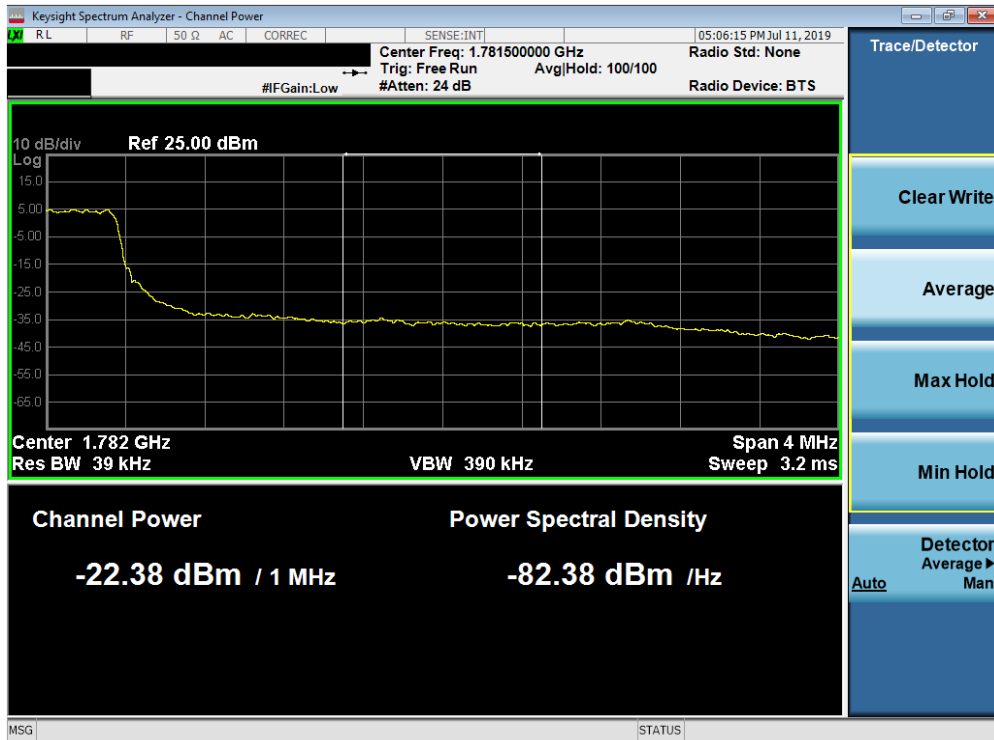


Plot 7-221. Upper Extended Band Edge Plot (Band 4 - 3.0MHz QPSK - Full RB Configuration)

FCC ID: ZNFT600US	PCTEST ENGINEERING LABORATORY, INC.	MEASUREMENT REPORT (CERTIFICATION)	LG	Approved by: Quality Manager
Test Report S/N: 1M1907050112-03.ZNF	Test Dates: 7/8 - 7/23/2019	EUT Type: Portable Tablet		Page 135 of 232

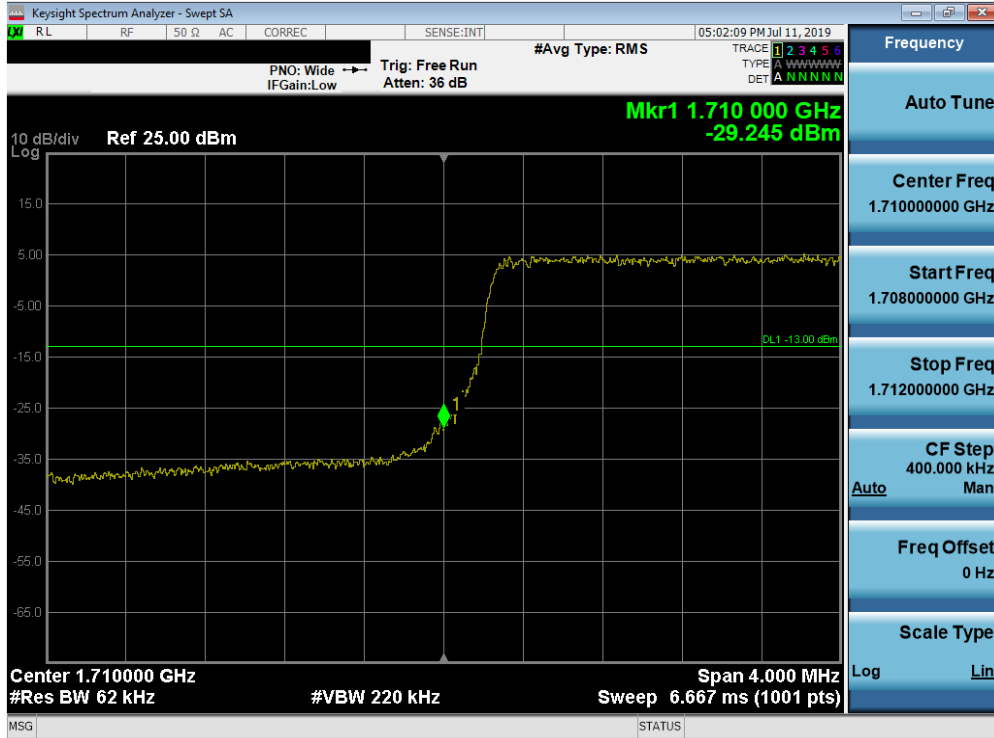


Plot 7-222. Upper Band Edge Plot (Band 66 - 3.0MHz QPSK - Full RB Configuration)

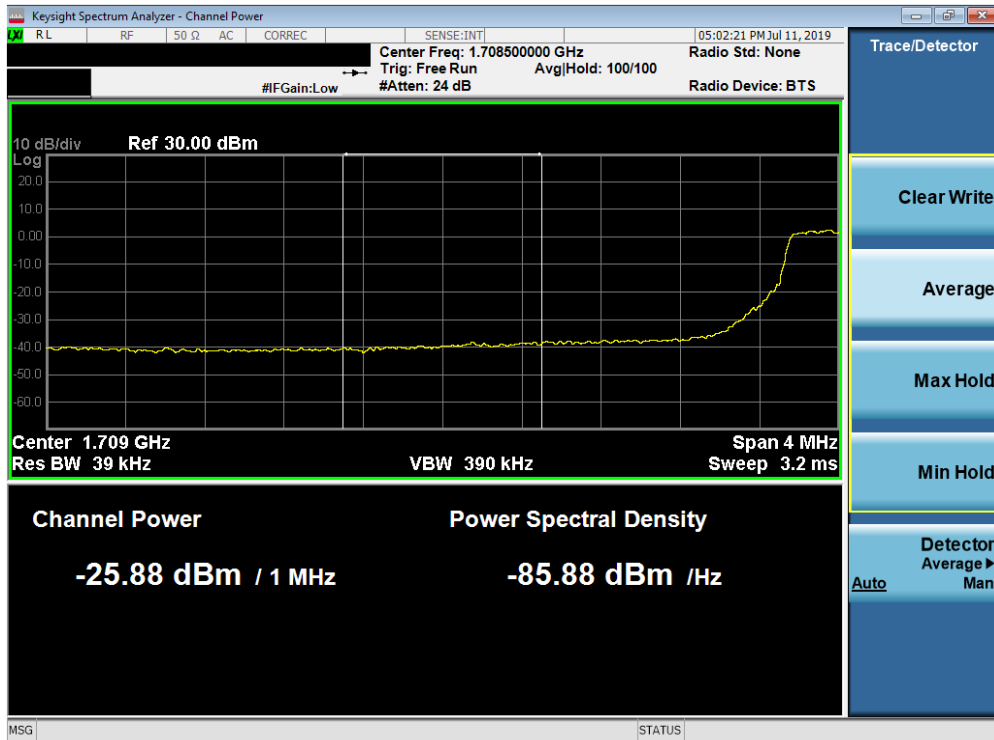


Plot 7-223. Upper Extended Band Edge Plot (Band 66 - 3.0MHz QPSK - Full RB Configuration)

FCC ID: ZNFT600US		MEASUREMENT REPORT (CERTIFICATION)		Approved by: Quality Manager
Test Report S/N: 1M1907050112-03.ZNF	Test Dates: 7/8 - 7/23/2019	EUT Type: Portable Tablet		Page 136 of 232



Plot 7-224. Lower Band Edge Plot (Band 66/4 - 5.0MHz QPSK - Full RB Configuration)

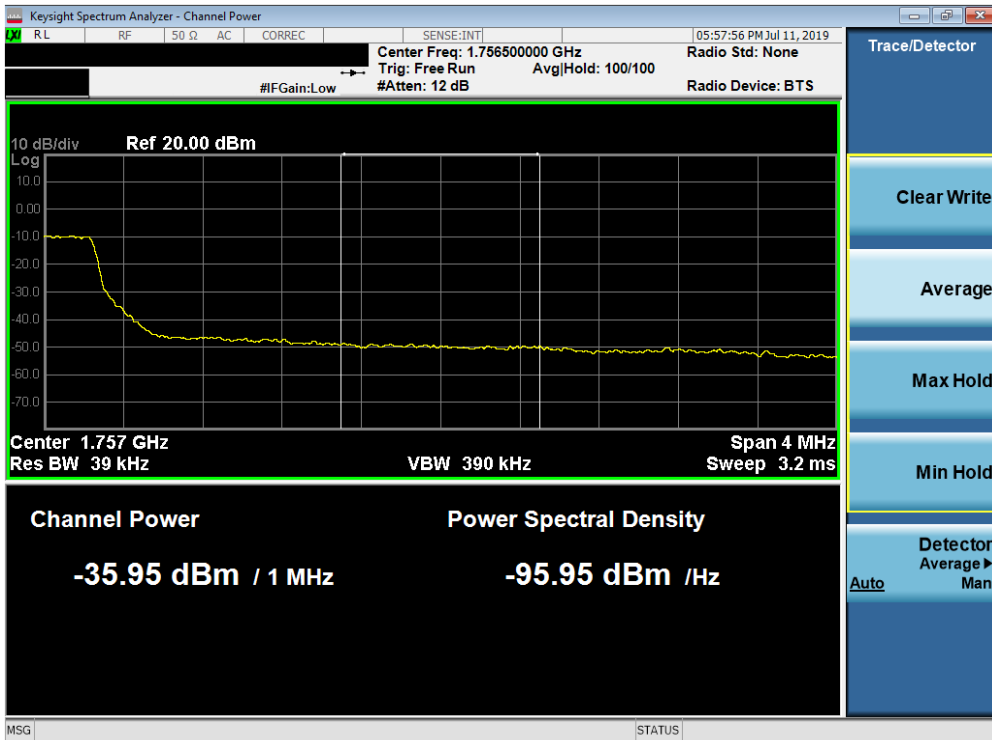


Plot 7-225. Lower Extended Band Edge Plot (Band 66/4 - 5.0MHz QPSK - Full RB Configuration)

FCC ID: ZNFT600US	PCTEST ENGINEERING LABORATORY, INC.	MEASUREMENT REPORT (CERTIFICATION)	LG	Approved by: Quality Manager
Test Report S/N: 1M1907050112-03.ZNF	Test Dates: 7/8 - 7/23/2019	EUT Type: Portable Tablet		Page 137 of 232

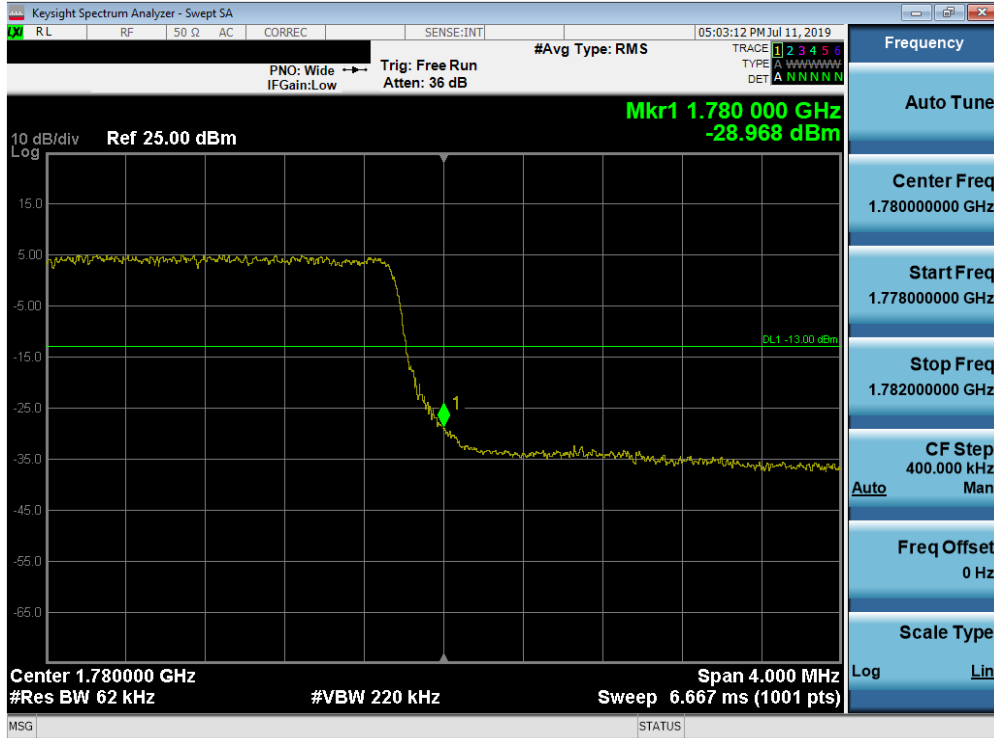


Plot 7-226. Upper Band Edge Plot (Band 4 - 5.0MHz QPSK - Full RB Configuration)

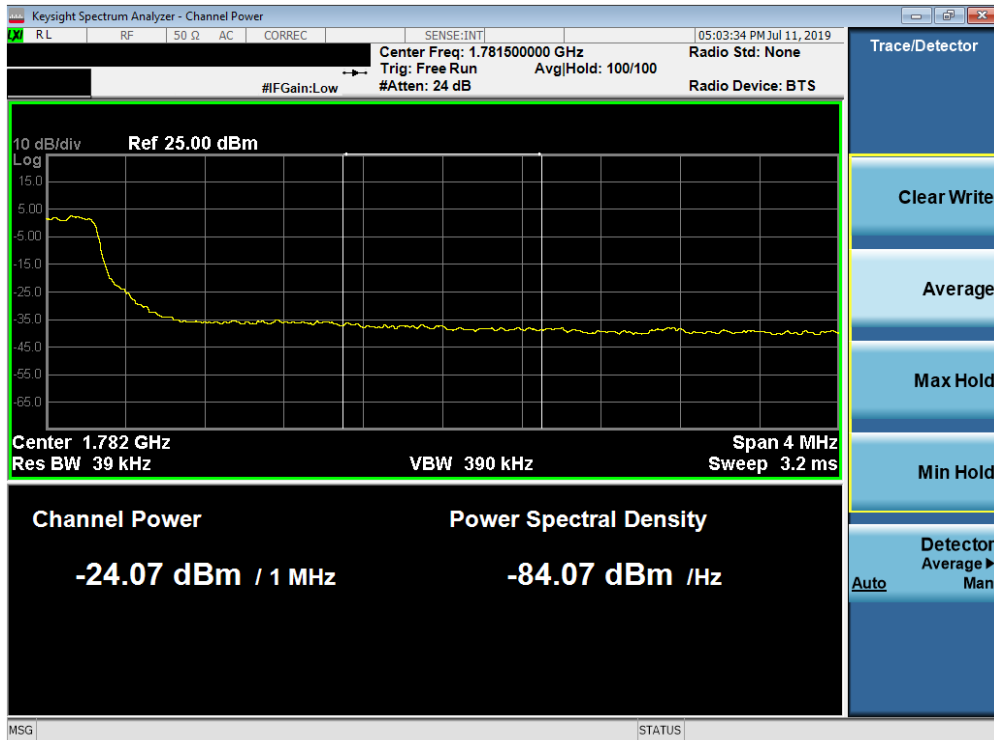


Plot 7-227. Upper Extended Band Edge Plot (Band 4 - 5.0MHz QPSK - Full RB Configuration)

FCC ID: ZNFT600US	PCTEST ENGINEERING LABORATORY, INC.	MEASUREMENT REPORT (CERTIFICATION)	LG	Approved by: Quality Manager
Test Report S/N: 1M1907050112-03.ZNF	Test Dates: 7/8 - 7/23/2019	EUT Type: Portable Tablet		Page 138 of 232

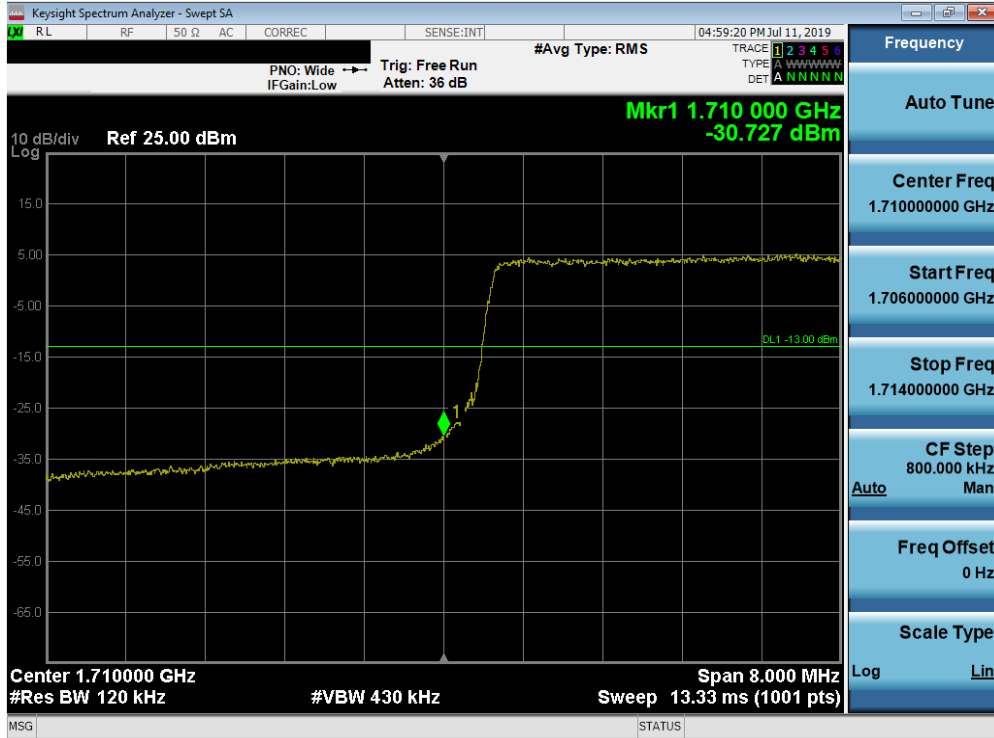


Plot 7-228. Upper Band Edge Plot (Band 66 - 5.0MHz QPSK - Full RB Configuration)

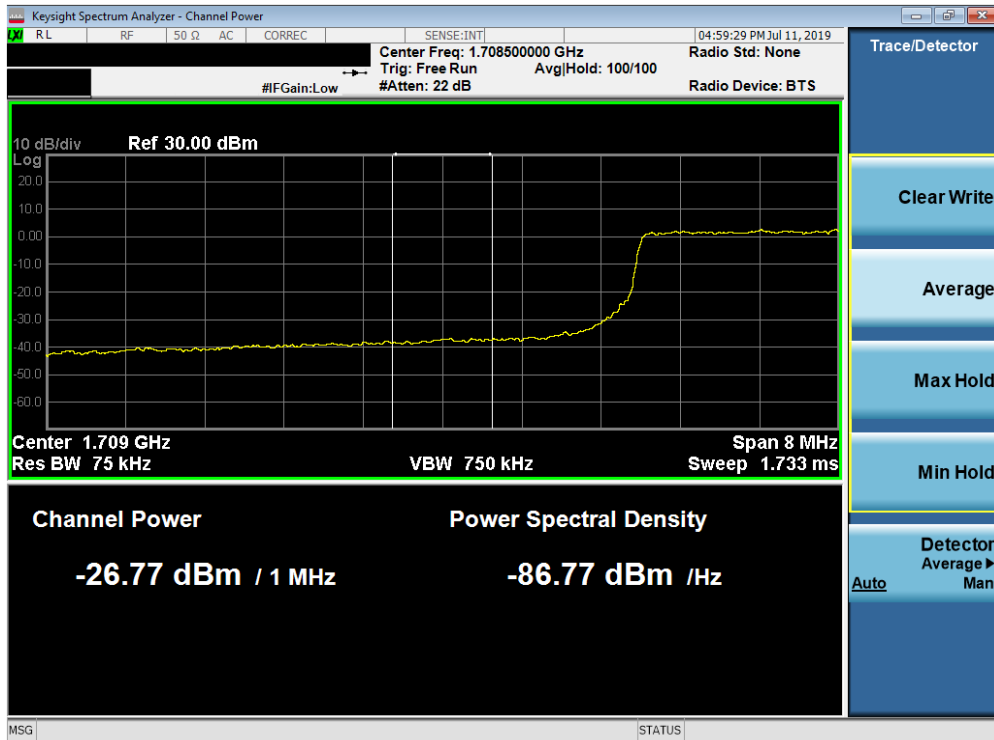


Plot 7-229. Upper Extended Band Edge Plot (Band 66 - 5.0MHz QPSK - Full RB Configuration)

FCC ID: ZNFT600US	PCTEST ENGINEERING LABORATORY, INC.	MEASUREMENT REPORT (CERTIFICATION)	LG	Approved by: Quality Manager
Test Report S/N: 1M1907050112-03.ZNF	Test Dates: 7/8 - 7/23/2019	EUT Type: Portable Tablet		Page 139 of 232



Plot 7-230. Lower Band Edge Plot (Band 66/4 - 10.0MHz QPSK - Full RB Configuration)

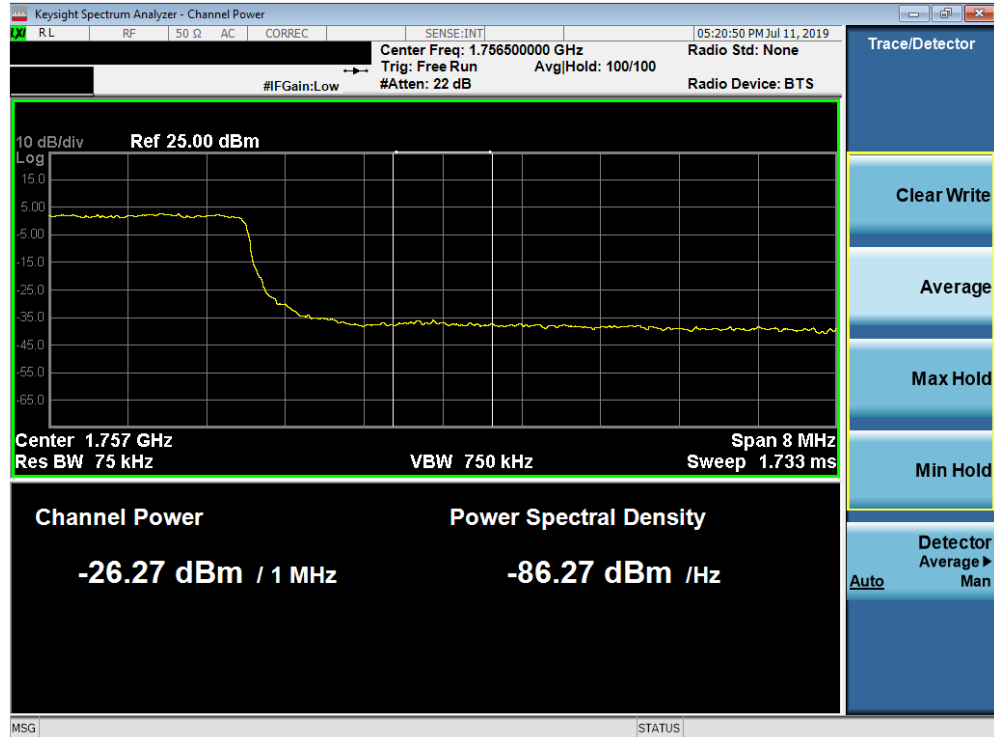


Plot 7-231. Lower Extended Band Edge Plot (Band 66/4 - 10.0MHz QPSK - Full RB Configuration)

FCC ID: ZNFT600US	PCTEST ENGINEERING LABORATORY, INC.	MEASUREMENT REPORT (CERTIFICATION)	LG	Approved by: Quality Manager
Test Report S/N: 1M1907050112-03.ZNF	Test Dates: 7/8 - 7/23/2019	EUT Type: Portable Tablet		Page 140 of 232

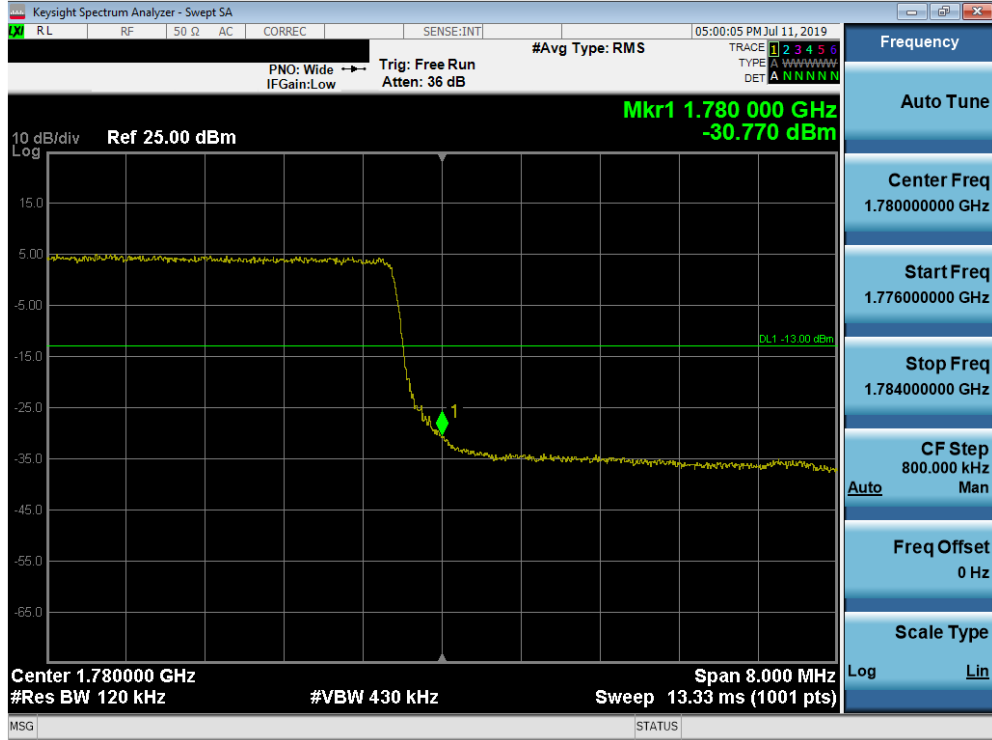


Plot 7-232. Upper Band Edge Plot (Band 4 - 10.0MHz QPSK - Full RB Configuration)

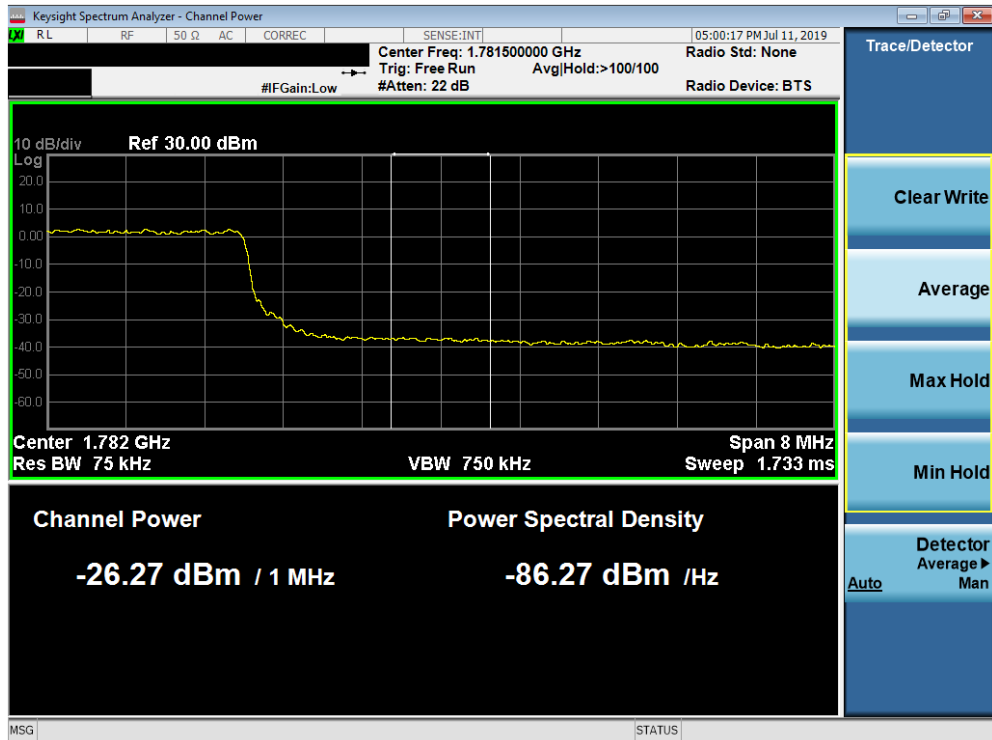


Plot 7-233. Upper Expected Band Edge Plot (Band 4 - 10.0MHz QPSK - Full RB Configuration)

FCC ID: ZNFT600US		MEASUREMENT REPORT (CERTIFICATION)		Approved by: Quality Manager
Test Report S/N: 1M1907050112-03.ZNF	Test Dates: 7/8 - 7/23/2019	EUT Type: Portable Tablet		Page 141 of 232



Plot 7-234. Upper Band Edge Plot (Band 66 - 10.0MHz QPSK - Full RB Configuration)



Plot 7-235. Upper Extended Band Edge Plot (Band 66 - 10.0MHz QPSK - Full RB Configuration)

FCC ID: ZNFT600US	PCTEST ENGINEERING LABORATORY, INC.	MEASUREMENT REPORT (CERTIFICATION)	LG	Approved by: Quality Manager
Test Report S/N: 1M1907050112-03.ZNF	Test Dates: 7/8 - 7/23/2019	EUT Type: Portable Tablet		Page 142 of 232