

Attachment 1. – Dipole Validation Plots

DIGITAL EMC CO., LTD

DUT: Dipole 835 MHz; Type: D835V2; Serial: D835V2 - SN:464

Communication System: CW; Frequency: 835 MHz; Duty Cycle: 1:1
Medium parameters used: $f = 835 \text{ MHz}$; $\sigma = 0.896 \text{ mho/m}$; $\epsilon_r = 42.2$; $\rho = 1000 \text{ kg/m}^3$
Phantom section: Flat Section

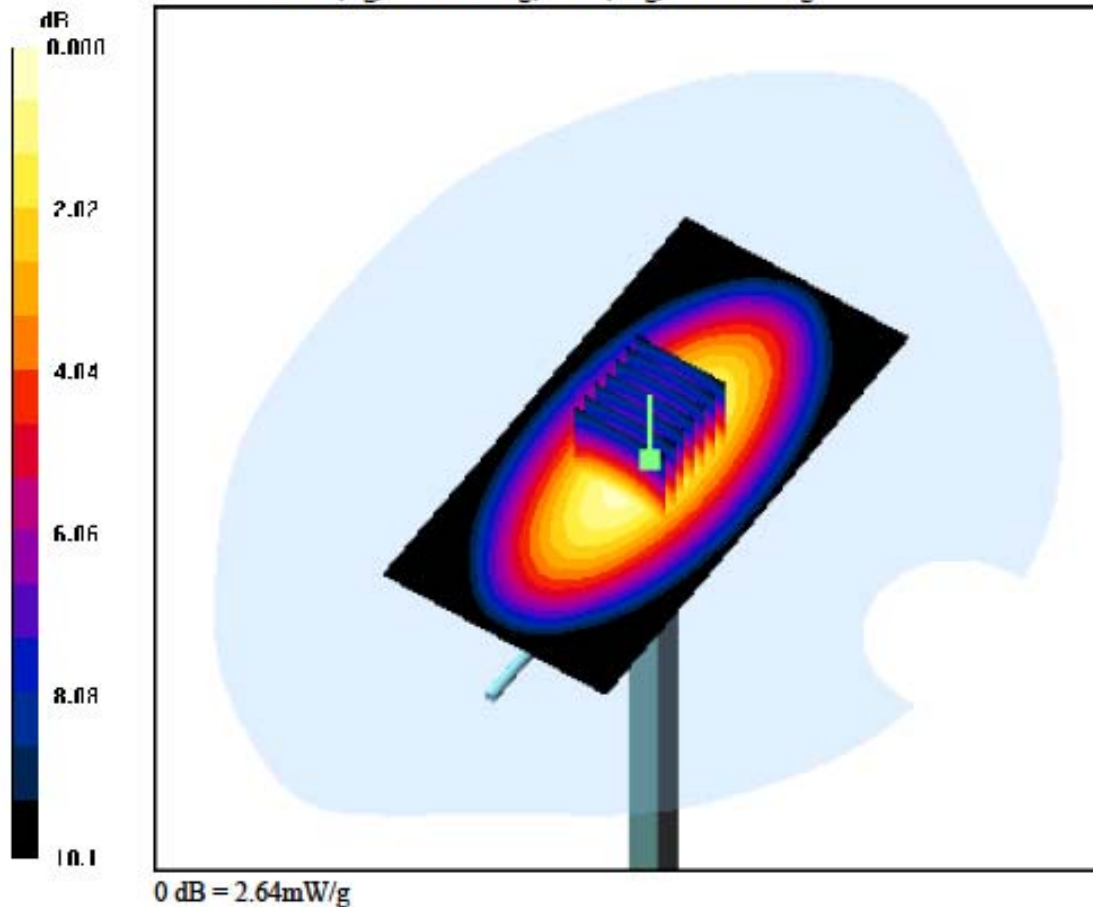
DASY4 Configuration:

Probe: EX3DV4 - SN3643; ConvF(8.96, 8.96, 8.96); Calibrated: 2011-01-24; Electronics: DAE3 Sn519
Phantom: SAM with 835MHz; Type: SAM; Serial: TP-1223
Measurement SW: DASY4, V4.7 Build 80; Postprocessing SW: SEMCAD, V1.8 Build 186

Test Date: 2011-09-05; Ambient Temp: 22.3; Tissue Temp: 22.5

Dipole Validation

Area Scan (51x101x1): Measurement grid: $dx=15\text{mm}$, $dy=15\text{mm}$
Zoom Scan (7x7x7)/Cube 0: Measurement grid: $dx=5\text{mm}$, $dy=5\text{mm}$, $dz=5\text{mm}$
Power Drift = -0.217 dB
Peak SAR (extrapolated) = 3.65 W/kg
SAR(1 g) = 2.44 W/kg; SAR(10 g) = 1.61 W/kg



DIGITAL EMC CO., LTD

DUT: Dipole 835 MHz; Type: D835V2; Serial: D835V2 - SN:464

Communication System: CW; Frequency: 835 MHz; Duty Cycle: 1:1
Medium parameters used: $f = 835 \text{ MHz}$; $\sigma = 0.968 \text{ mho/m}$; $\epsilon_r = 54.3$; $\rho = 1000 \text{ kg/m}^3$
Phantom section: Flat Section

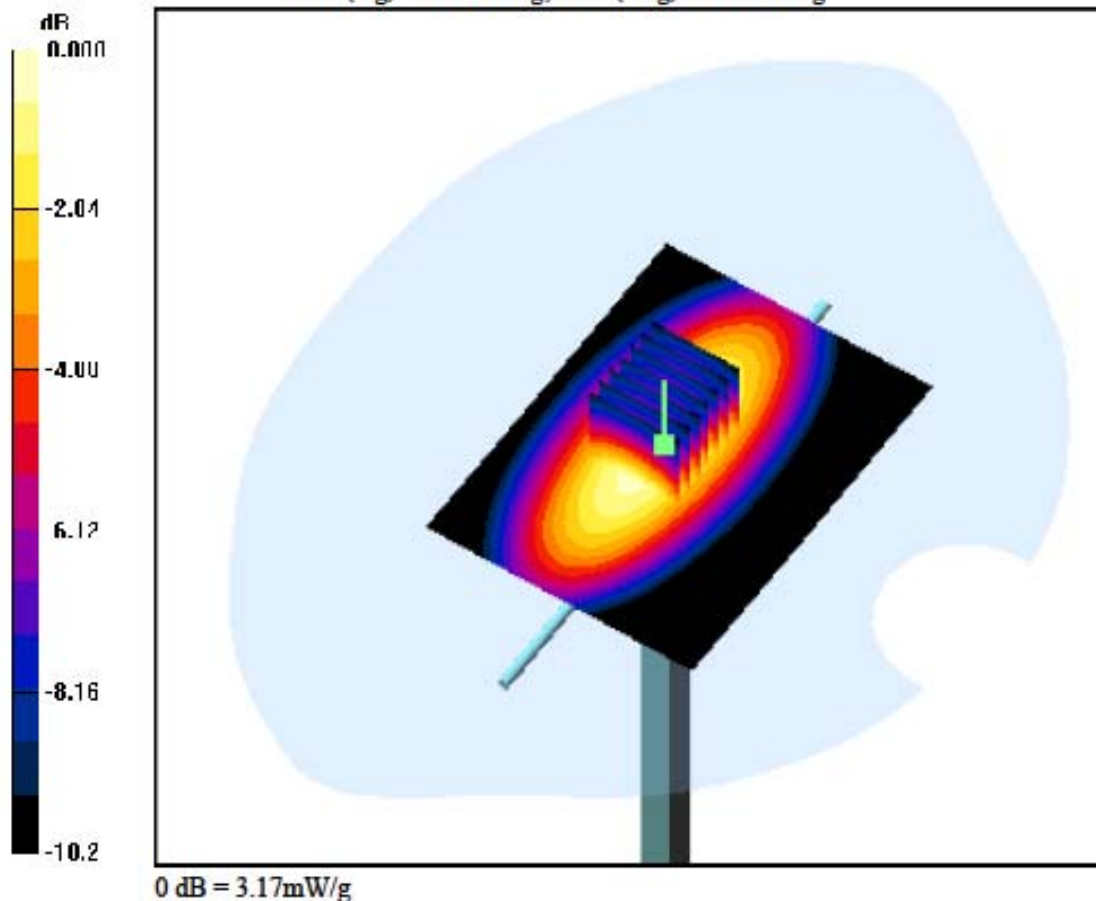
DASY4 Configuration:

Probe: EX3DV4 - SN3643; ConvF(8.97, 8.97, 8.97); Calibrated: 2011-01-24; Electronics: DAE3 Sn519
Phantom: SAM with 835MHz; Type: SAM; Serial: TP-1223
Measurement SW: DASY4, V4.7 Build 80; Postprocessing SW: SEMCAD, V1.8 Build 186

Test Date: 2011-09-05; Ambient Temp: 22.3; Tissue Temp: 22.5

Dipole Validation

Area Scan (61x81x1): Measurement grid: $dx=15\text{mm}$, $dy=15\text{mm}$
Zoom Scan (7x7x7)/Cube 0: Measurement grid: $dx=5\text{mm}$, $dy=5\text{mm}$, $dz=5\text{mm}$
Power Drift = 0.022 dB
Peak SAR (extrapolated) = 3.89 W/kg
SAR(1 g) = 2.61 W/kg; SAR(10 g) = 1.72 W/kg



DIGITAL EMC CO., LTD

DUT: Dipole 1900 MHz; Type: D1900V2; Serial: D1900V2 - SN:5d029

Communication System: CW; Frequency: 1900 MHz; Duty Cycle: 1:1
Medium parameters used: $f = 1900$ MHz; $\sigma = 1.43$ mho/m; $\epsilon_r = 39.6$; $\rho = 1000$ kg/m³
Phantom section: Flat Section

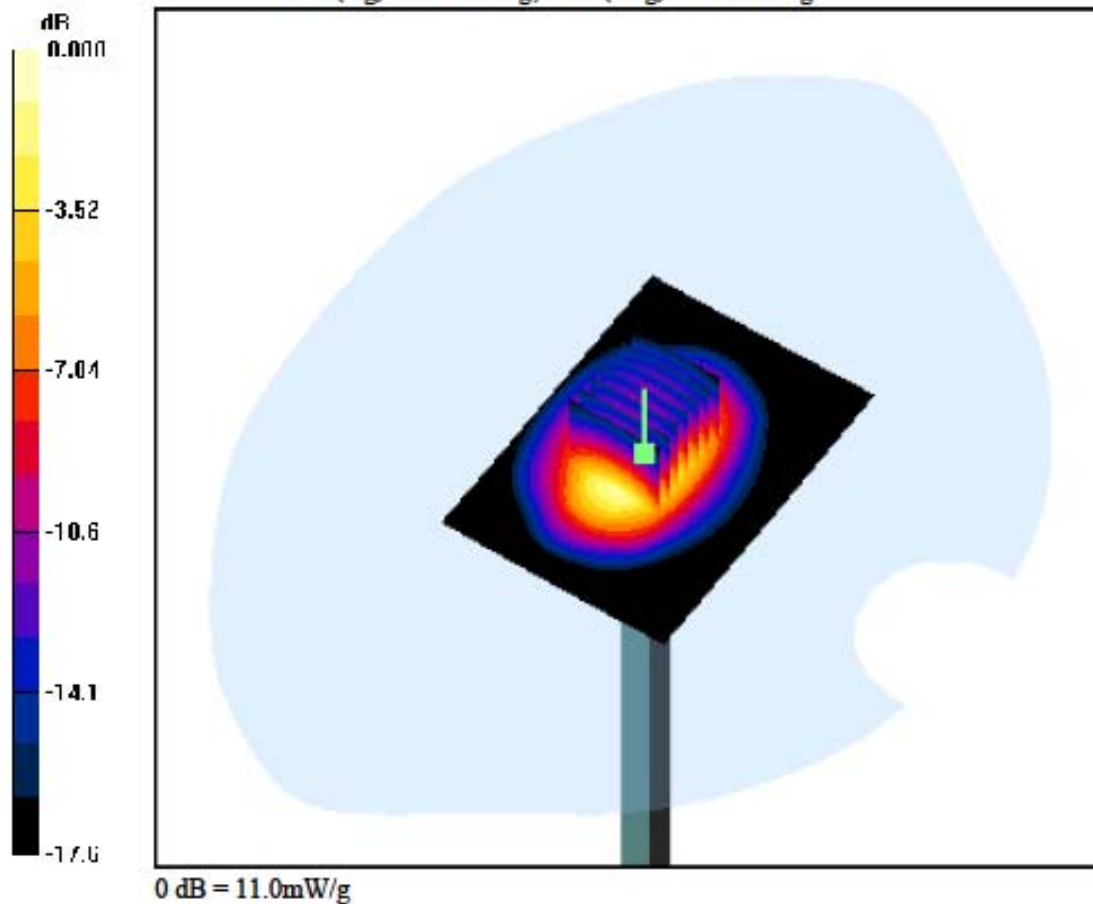
DASY4 Configuration:

Probe: EX3DV4 - SN3643; ConvF(8.26, 8.26, 8.26); Calibrated: 2011-01-24; Electronics: DAE3 Sn519
Phantom: SAM 1800/1900 MHz; Type: SAM; Serial: TP-1224
Measurement SW: DASY4, V4.7 Build 80; Postprocessing SW: SEMCAD, V1.8 Build 186

Test Date: 2011-09-06; Ambient Temp: 22.1; Tissue Temp: 22.4

Dipole Validation

Area Scan (51x71x1): Measurement grid: dx=15mm, dy=15mm
Zoom Scan (7x7x7)/Cube 0: Measurement grid: dx=5mm, dy=5mm, dz=5mm
Power Drift = -0.007 dB
Peak SAR (extrapolated) = 18.5 W/kg
SAR(1 g) = 9.82 W/kg; SAR(10 g) = 5.07 W/kg



DIGITAL EMC CO., LTD

DUT: Dipole 1900 MHz; Type: D1900V2; Serial: D1900V2 - SN:5d029

Communication System: CW; Frequency: 1900 MHz; Duty Cycle: 1:1
 Medium parameters used: $f = 1900 \text{ MHz}$; $\sigma = 1.54 \text{ mho/m}$; $\epsilon_r = 54.2$; $\rho = 1000 \text{ kg/m}^3$
 Phantom section: Flat Section

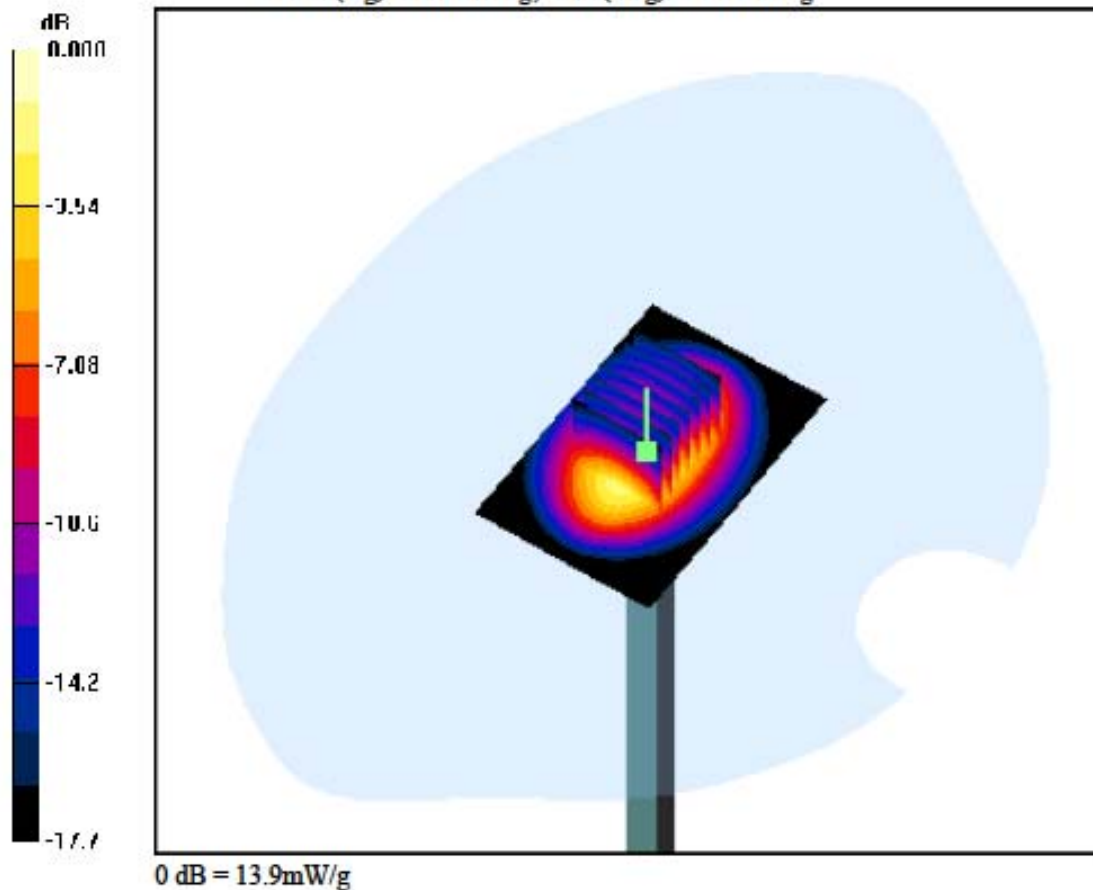
DASY4 Configuration:

Probe: EX3DV4 - SN3643; ConvF(7.19, 7.19, 7.19); Calibrated: 2011-01-24; Electronics: DAE3 Sn519
 Phantom: SAM 1800/1900 MHz; Type: SAM; Serial: TP-1224
 Measurement SW: DASY4, V4.7 Build 80; Postprocessing SW: SEMCAD, V1.8 Build 186

Test Date: 2011-09-06; Ambient Temp: 22.1; Tissue Temp: 22.4

Dipole Validation

Area Scan (61x91x1): Measurement grid: $dx=10\text{mm}$, $dy=10\text{mm}$
Zoom Scan (7x7x7)/Cube 0: Measurement grid: $dx=5\text{mm}$, $dy=5\text{mm}$, $dz=5\text{mm}$
 Power Drift = 0.008 dB
 Peak SAR (extrapolated) = 19.1 W/kg
 SAR(1 g) = 10.3 W/kg; SAR(10 g) = 5.34 W/kg



DIGITAL EMC CO., LTD

DUT: Dipole 2450 MHz; Type: D2450V2; Serial: D2450V2 - SN:726

Communication System: CW; Frequency: 2450 MHz; Duty Cycle: 1:1
 Medium parameters used: $f = 2450$ MHz; $\sigma = 1.98$ mho/m; $\epsilon_r = 52$; $\rho = 1000$ kg/m³
 Phantom section: Flat Section

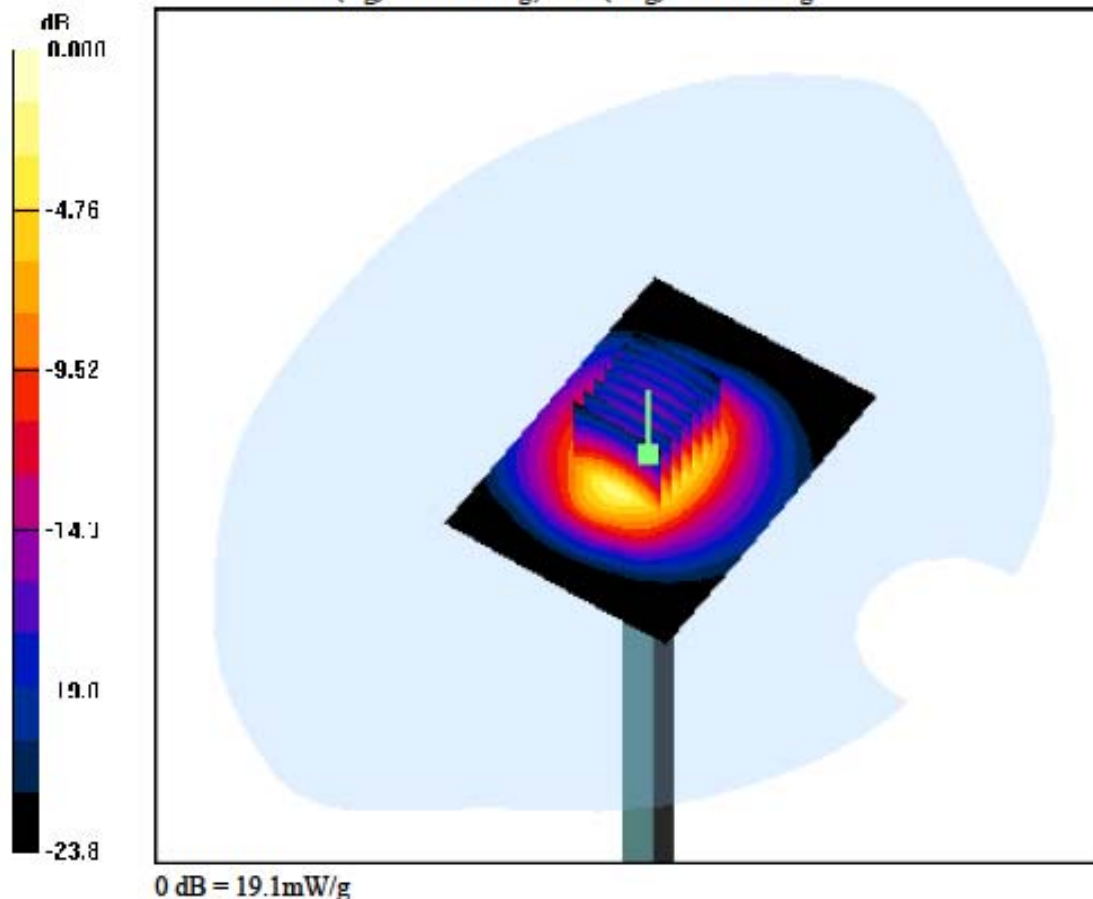
DASY4 Configuration:

Probe: EX3DV4 - SN3643; ConvF(7.03, 7.03, 7.03); Calibrated: 2011-01-24; Electronics: DAE3 Sn519
 Phantom: SAM 1800/1900 MHz; Type: SAM; Serial: TP-1224
 Measurement SW: DASY4, V4.7 Build 80; Postprocessing SW: SEMCAD, V1.8 Build 186

Test Date: 2011-09-07; Ambient Temp: 22.4; Tissue Temp: 22.7

Dipole Validation

Area Scan (51x71x1): Measurement grid: dx=15mm, dy=15mm
Zoom Scan (7x7x7)/Cube 0: Measurement grid: dx=5mm, dy=5mm, dz=5mm
 Power Drift = 0.018 dB
 Peak SAR (extrapolated) = 29.4 W/kg
 SAR(1 g) = 13.2 W/kg; SAR(10 g) = 5.97 W/kg



Attachment 2. – SAR Test Plots

DIGITAL EMC CO., LTD**DUT: LG-T565; Type: Bar**

Communication System: GSM 850; Frequency: 836.6 MHz; Duty Cycle: 1:8.3
Medium parameters used: $f = 836.6 \text{ MHz}$; $\sigma = 0.905 \text{ mho/m}$; $\epsilon_r = 42.2$; $\rho = 1000 \text{ kg/m}^3$
Phantom section: Left Section

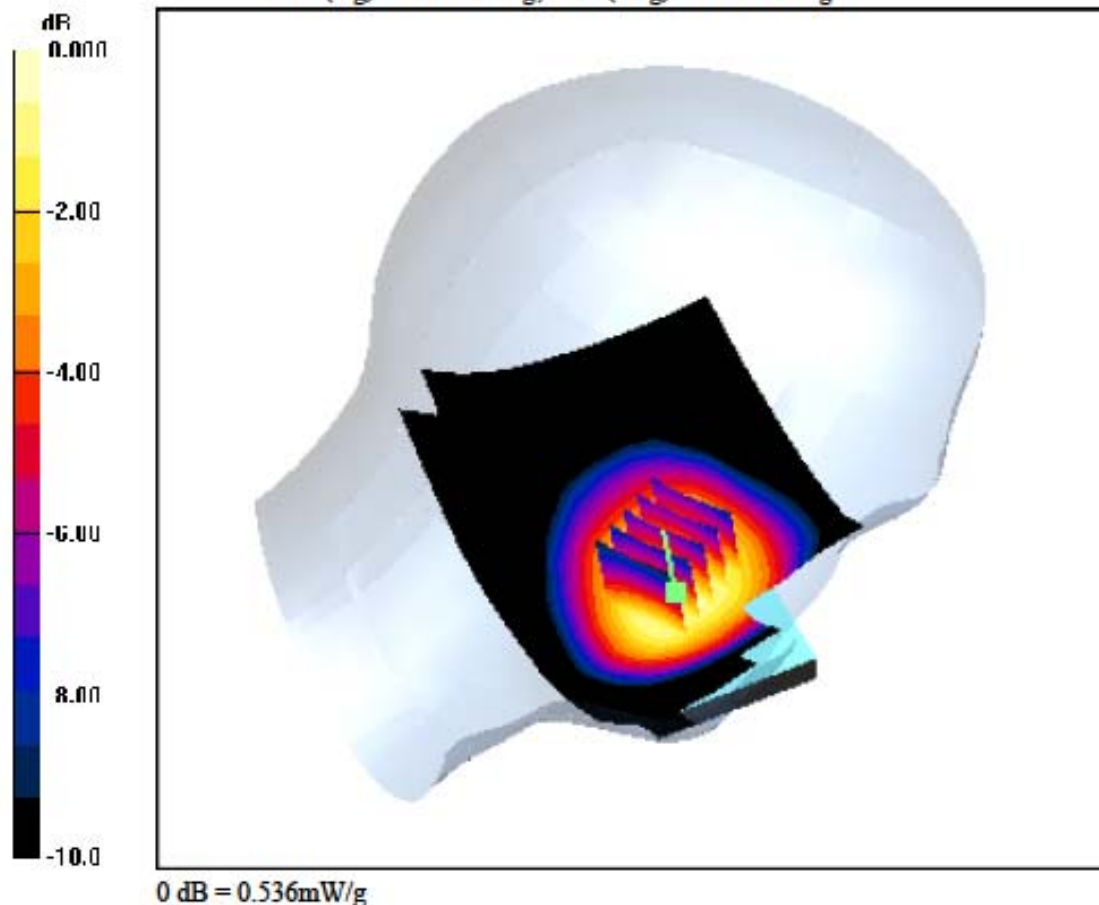
DASY4 Configuration:

Probe: EX3DV4 - SN3643; ConvF(8.96, 8.96, 8.96); Calibrated: 2011-01-24; Electronics: DAE3 Sn519
Phantom: SAM with 835MHz; Type: SAM; Serial: TP-1223
Measurement SW: DASY4, V4.7 Build 80; Postprocessing SW: SEMCAD, V1.8 Build 186

Date: 2011-09-05; Ambient Temp: 22.3; Tissue Temp: 22.5

Left Touch, GSM850 Ch. 190, Ant Internal, Standard Battery

Area Scan (81x121x1): Measurement grid: $dx=15\text{mm}$, $dy=15\text{mm}$
Zoom Scan (5x5x7)/Cube 0: Measurement grid: $dx=8\text{mm}$, $dy=8\text{mm}$, $dz=5\text{mm}$
Power Drift = -0.140 dB
Peak SAR (extrapolated) = 0.603 W/kg
SAR(1 g) = 0.471 W/kg; SAR(10 g) = 0.346 W/kg



DIGITAL EMC CO., LTD**DUT: LG-T565; Type: Bar**

Communication System: GSM 850; Frequency: 824.2 MHz; Duty Cycle: 1:8.3
 Medium parameters used: $f = 824.2 \text{ MHz}$; $\sigma = 0.891 \text{ mho/m}$; $\epsilon_r = 42.1$; $\rho = 1000 \text{ kg/m}^3$
 Phantom section: Right Section

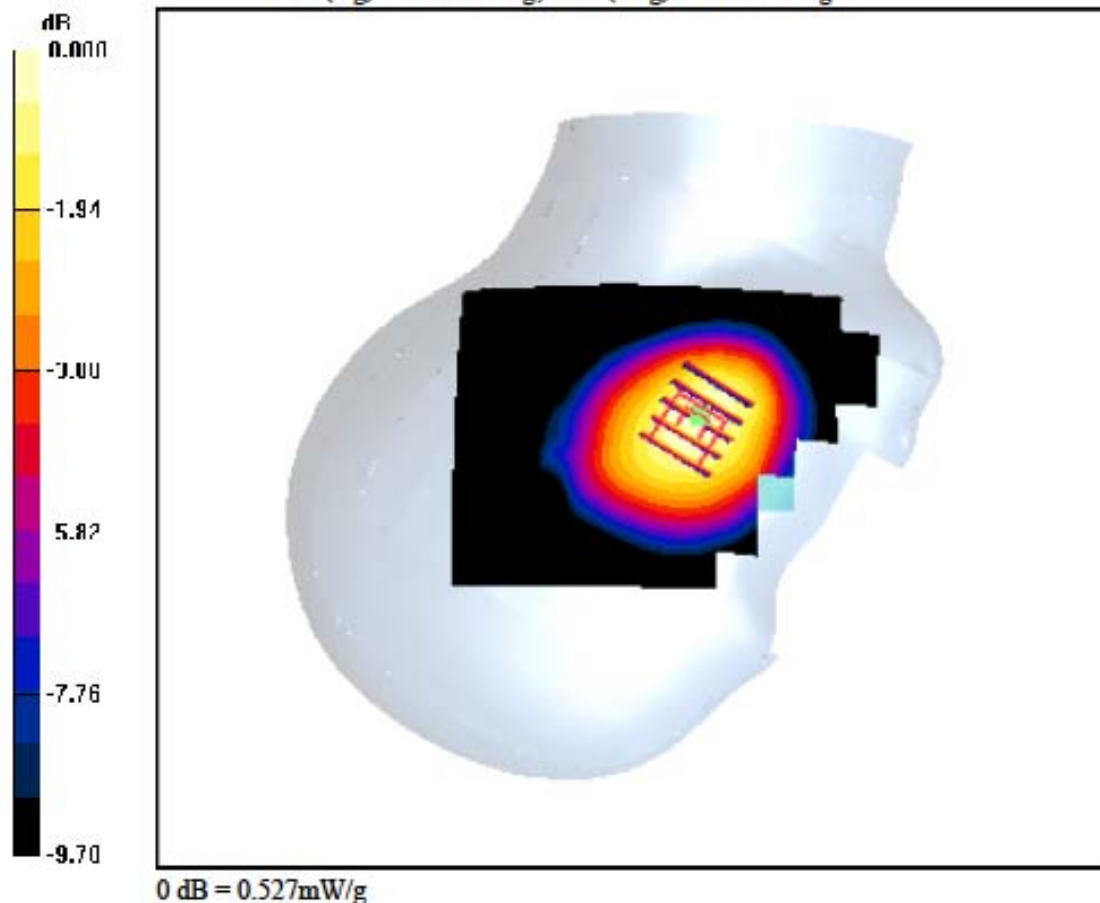
DASY4 Configuration:

Probe: EX3DV4 - SN3643; ConvF(8.96, 8.96, 8.96); Calibrated: 2011-01-24; Electronics: DAE3 Sn519
 Phantom: SAM with 835MHz; Type: SAM; Serial: TP-1223
 Measurement SW: DASY4, V4.7 Build 80; Postprocessing SW: SEMCAD, V1.8 Build 186

Date: 2011-09-05; Ambient Temp: 22.3; Tissue Temp: 22.5

Right Touch, GSM850 Ch. 128, Ant Internal, Standard Battery

Area Scan (81x111x1): Measurement grid: $dx=15\text{mm}$, $dy=15\text{mm}$
Zoom Scan (5x5x7)/Cube 0: Measurement grid: $dx=8\text{mm}$, $dy=8\text{mm}$, $dz=5\text{mm}$
 Power Drift = -0.060 dB
 Peak SAR (extrapolated) = 0.601 W/kg
 SAR(1 g) = 0.465 W/kg; SAR(10 g) = 0.342 W/kg



DIGITAL EMC CO., LTD

DUT: LG-T565; Type: Bar

Communication System: GSM 850; Frequency: 836.6 MHz; Duty Cycle: 1:8.3
Medium parameters used: $f = 836.6 \text{ MHz}$; $\sigma = 0.905 \text{ mho/m}$; $\epsilon_r = 42.2$; $\rho = 1000 \text{ kg/m}^3$
Phantom section: Right Section

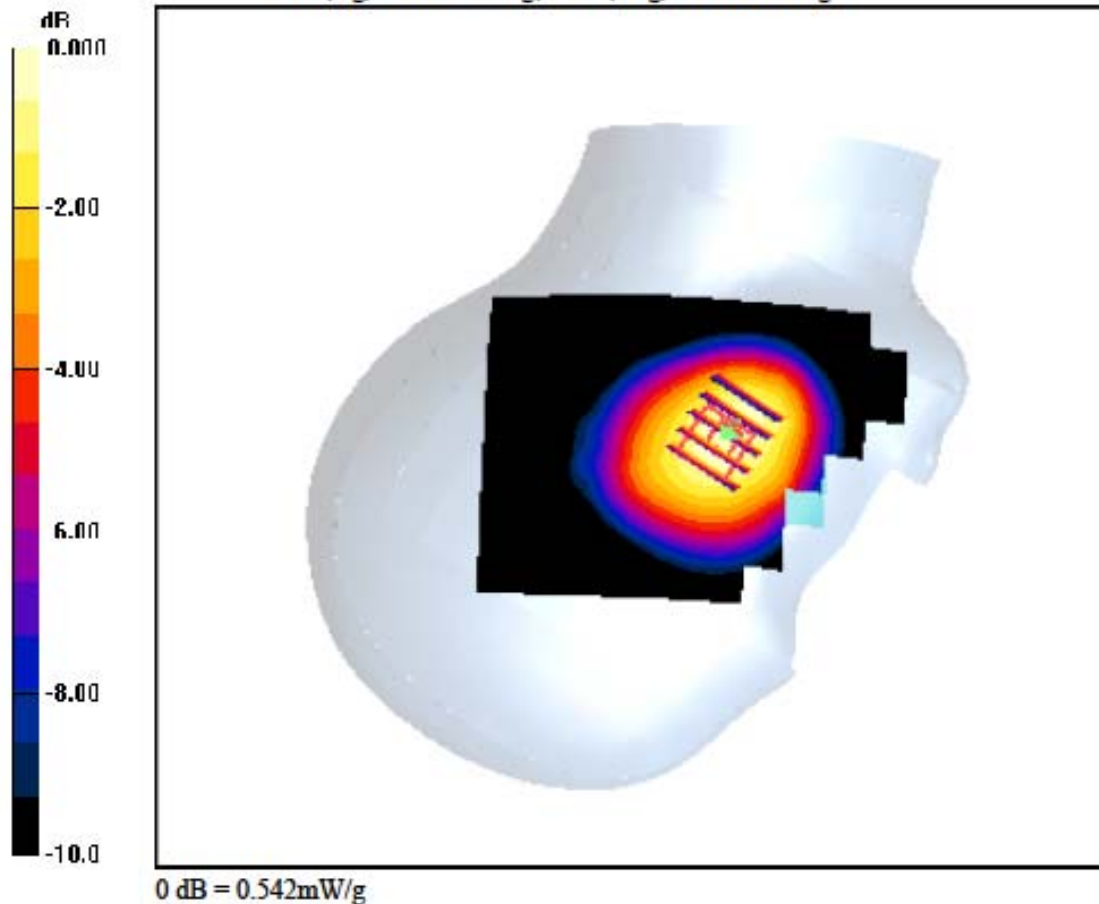
DASY4 Configuration:

Probe: EX3DV4 - SN3643; ConvF(8.96, 8.96, 8.96); Calibrated: 2011-01-24; Electronics: DAE3 Sn519
Phantom: SAM with 835MHz; Type: SAM; Serial: TP-1223
Measurement SW: DASY4, V4.7 Build 80; Postprocessing SW: SEMCAD, V1.8 Build 186

Date: 2011-09-05; Ambient Temp: 22.3; Tissue Temp: 22.5

Right Touch, GSM850 Ch. 190, Ant Internal, Standard Battery

Area Scan (81x111x1): Measurement grid: $dx=15\text{mm}$, $dy=15\text{mm}$
Zoom Scan (5x5x7)/Cube 0: Measurement grid: $dx=8\text{mm}$, $dy=8\text{mm}$, $dz=5\text{mm}$
Power Drift = 0.049 dB
Peak SAR (extrapolated) = 0.619 W/kg
SAR(1 g) = 0.475 W/kg; SAR(10 g) = 0.349 W/kg



DIGITAL EMC CO., LTD**DUT: LG-T565; Type: Bar**

Communication System: GSM 850; Frequency: 848.8 MHz; Duty Cycle: 1:8.3
Medium parameters used: $f = 848.8$ MHz; $\sigma = 0.925$ mho/m; $\epsilon_r = 42.4$; $\rho = 1000$ kg/m³
Phantom section: Right Section

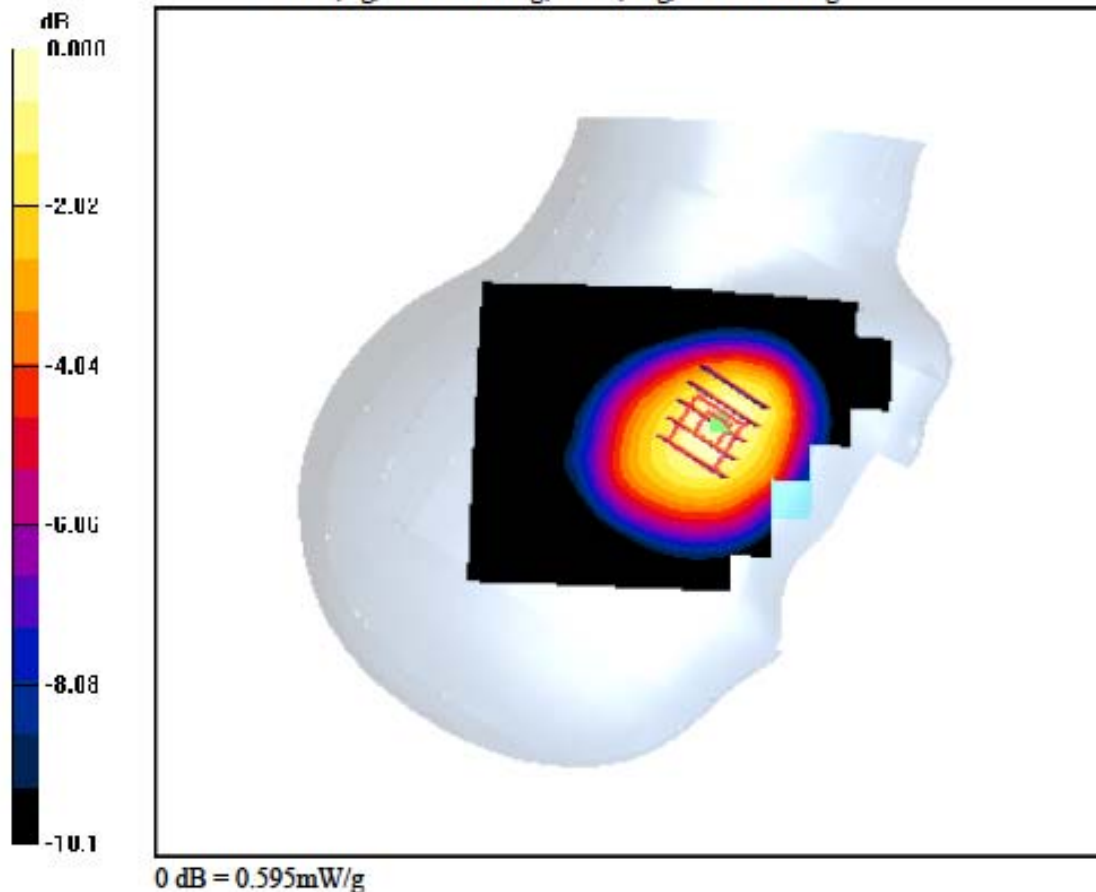
DASY4 Configuration:

Probe: EX3DV4 - SN3643; ConvF(8.96, 8.96, 8.96); Calibrated: 2011-01-24; Electronics: DAE3 Sn519
Phantom: SAM with 835MHz; Type: SAM; Serial: TP-1223
Measurement SW: DASY4, V4.7 Build 80; Postprocessing SW: SEMCAD, V1.8 Build 186

Date: 2011-09-05; Ambient Temp: 22.3; Tissue Temp: 22.5

Right Touch, GSM850 Ch. 251, Ant Internal, Standard Battery

Area Scan (81x111x1): Measurement grid: dx=15mm, dy=15mm
Zoom Scan (5x5x7)/Cube 0: Measurement grid: dx=8mm, dy=8mm, dz=5mm
Power Drift = 0.126 dB
Peak SAR (extrapolated) = 0.680 W/kg
SAR(1 g) = 0.523 W/kg; SAR(10 g) = 0.383 W/kg



DIGITAL EMC CO., LTD**DUT: LG-T565; Type: Bar**

Communication System: GSM 850; Frequency: 836.6 MHz; Duty Cycle: 1:8.3
 Medium parameters used: $f = 836.6 \text{ MHz}$; $\sigma = 0.905 \text{ mho/m}$; $\epsilon_r = 42.2$; $\rho = 1000 \text{ kg/m}^3$
 Phantom section: Left Section

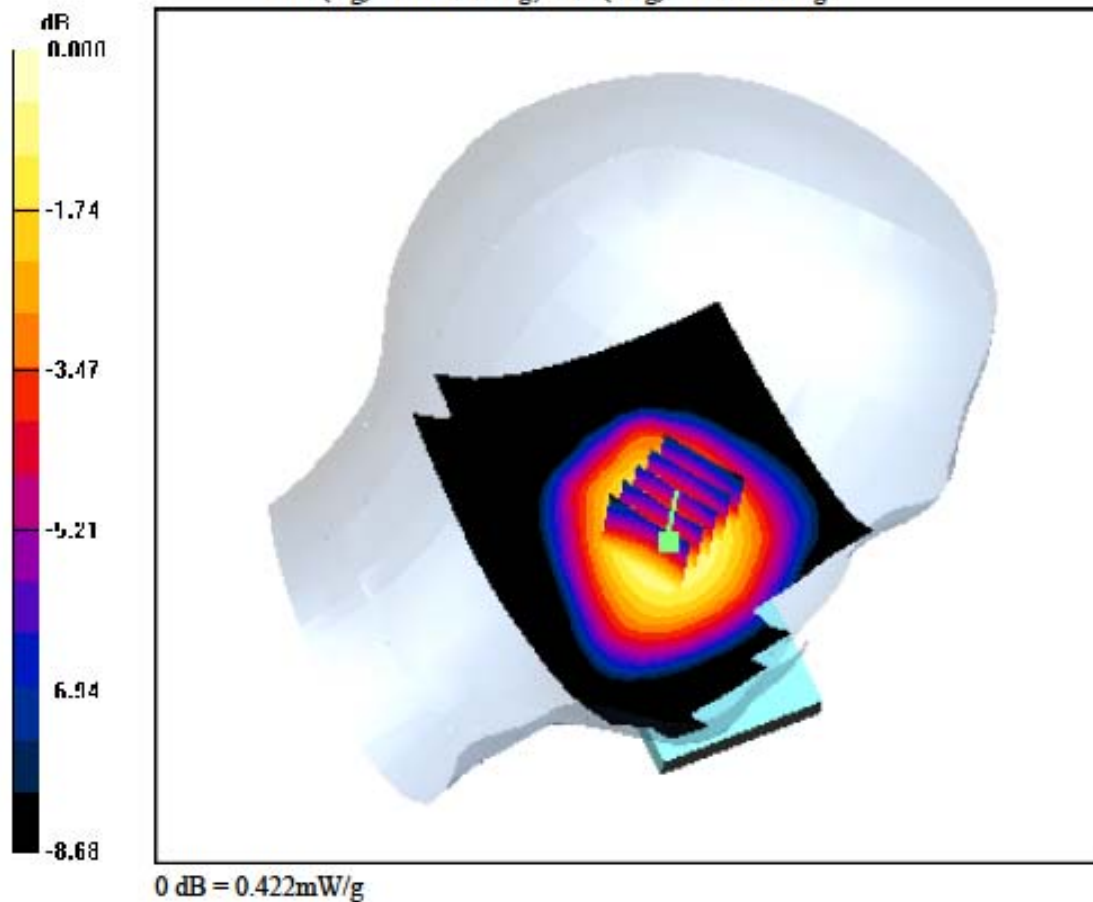
DASY4 Configuration:

Probe: EX3DV4 - SN3643; ConvF(8.96, 8.96, 8.96); Calibrated: 2011-01-24; Electronics: DAE3 Sn519
 Phantom: SAM with 835MHz; Type: SAM; Serial: TP-1223
 Measurement SW: DASY4, V4.7 Build 80; Postprocessing SW: SEMCAD, V1.8 Build 186

Date: 2011-09-05; Ambient Temp: 22.3; Tissue Temp: 22.5

Left Tilt, GSM850 Ch. 190, Ant Internal, Standard Battery

Area Scan (81x121x1): Measurement grid: $dx=15\text{mm}$, $dy=15\text{mm}$
Zoom Scan (5x5x7)/Cube 0: Measurement grid: $dx=8\text{mm}$, $dy=8\text{mm}$, $dz=5\text{mm}$
 Power Drift = -0.236 dB
 Peak SAR (extrapolated) = 0.473 W/kg
 SAR(1 g) = 0.372 W/kg; SAR(10 g) = 0.279 W/kg



DIGITAL EMC CO., LTD

DUT: LG-T565; Type: Bar

Communication System: GSM 850; Frequency: 836.6 MHz; Duty Cycle: 1:8.3
 Medium parameters used: $f = 836.6 \text{ MHz}$; $\sigma = 0.905 \text{ mho/m}$; $\epsilon_r = 42.2$; $\rho = 1000 \text{ kg/m}^3$
 Phantom section: Right Section

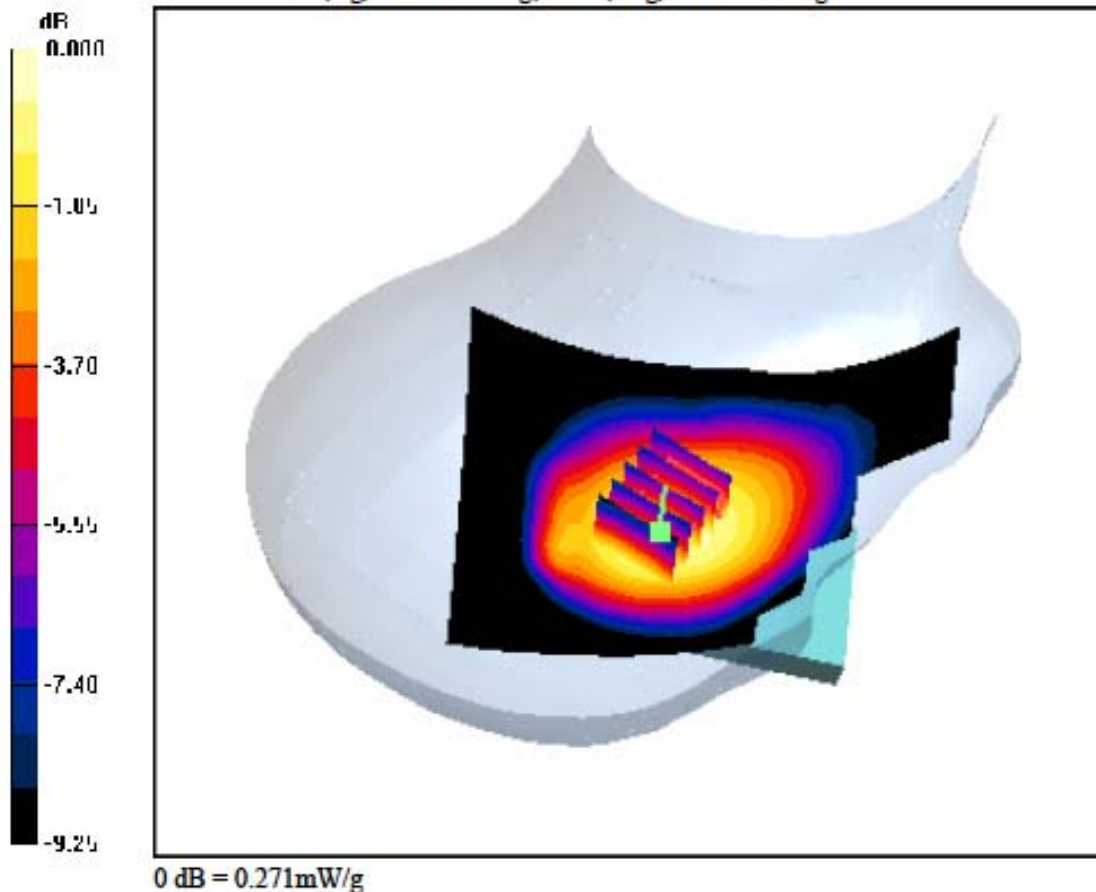
DASY4 Configuration:

Probe: EX3DV4 - SN3643; ConvF(8.96, 8.96, 8.96); Calibrated: 2011-01-24; Electronics: DAE3 Sn519
 Phantom: SAM with 835MHz; Type: SAM; Serial: TP-1223
 Measurement SW: DASY4, V4.7 Build 80; Postprocessing SW: SEMCAD, V1.8 Build 186

Date: 2011-09-05; Ambient Temp: 22.3; Tissue Temp: 22.5

Right Tilt, GSM850 Ch. 190, Ant Internal, Standard Battery

Area Scan (81x111x1): Measurement grid: $dx=15\text{mm}$, $dy=15\text{mm}$
Zoom Scan (5x5x7)/Cube 0: Measurement grid: $dx=8\text{mm}$, $dy=8\text{mm}$, $dz=5\text{mm}$
 Power Drift = -0.056 dB
 Peak SAR (extrapolated) = 0.309 W/kg
 SAR(1 g) = 0.239 W/kg; SAR(10 g) = 0.178 W/kg



DIGITAL EMC CO., LTD**DUT: LG-T565; Type: Bar**

Communication System: PCS1900; Frequency: 1880 MHz; Duty Cycle: 1:8.3
Medium parameters used: $f = 1880$ MHz; $\sigma = 1.4$ mho/m; $\epsilon_r = 39.6$; $\rho = 1000$ kg/m³
Phantom section: Left Section

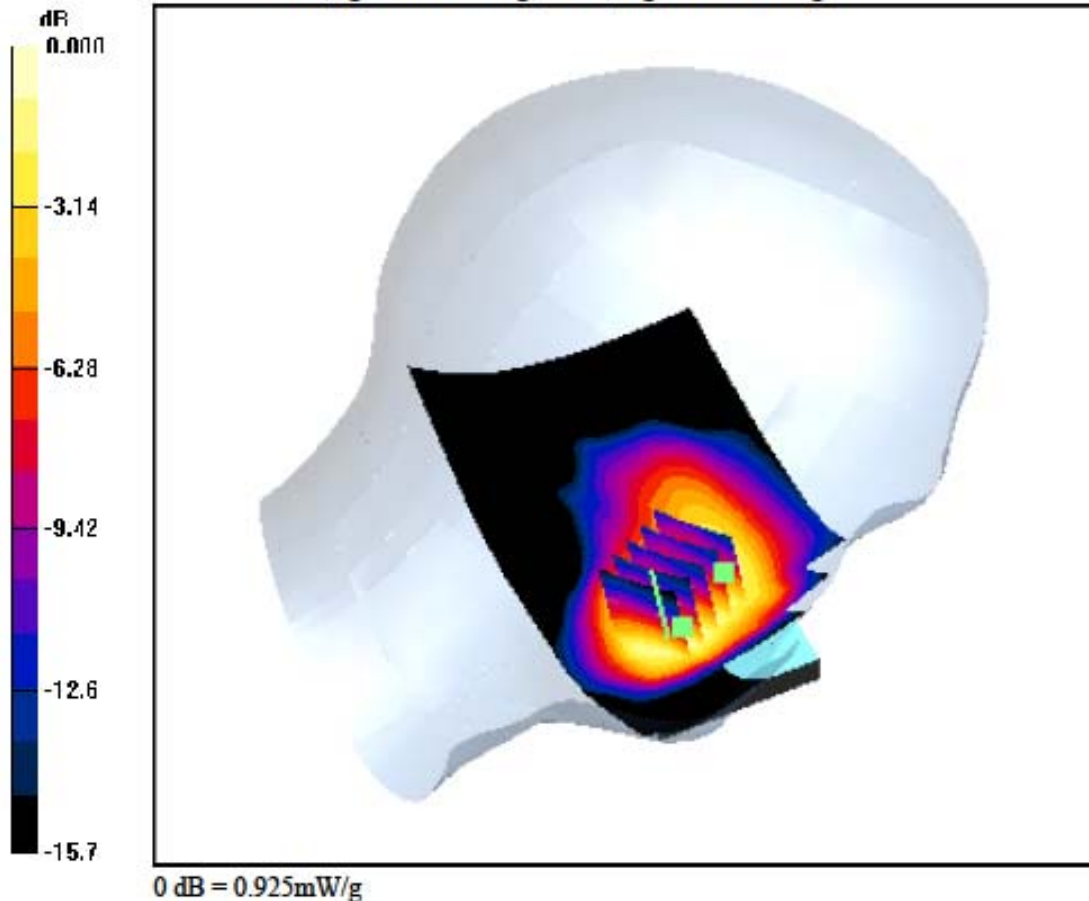
DASY4 Configuration:

Probe: EX3DV4 - SN3643; ConvF(8.26, 8.26, 8.26); Calibrated: 2011-01-24; Electronics: DAE3 Sn519
Phantom: SAM 1800/1900 MHz; Type: SAM; Serial: TP-1224
Measurement SW: DASY4, V4.7 Build 80; Postprocessing SW: SEMCAD, V1.8 Build 186

Date: 2011-09-06; Ambient Temp: 22.1; Tissue Temp: 22.4

Left Touch, PCS1900 Ch. 661, Ant Internal, Standard Battery

Area Scan (71x121x1): Measurement grid: dx=15mm, dy=15mm
Zoom Scan (5x5x7)/Cube 0: Measurement grid: dx=8mm, dy=8mm, dz=5mm
Power Drift = 0.002 dB
Peak SAR (extrapolated) = 1.22 W/kg
SAR(1 g) = 0.727 W/kg; SAR(10 g) = 0.427 W/kg



DIGITAL EMC CO., LTD**DUT: LG-T565; Type: Bar**

Communication System: PCS1900; Frequency: 1880 MHz; Duty Cycle: 1:8.3
Medium parameters used: $f = 1880$ MHz; $\sigma = 1.4$ mho/m; $\epsilon_r = 39.6$; $\rho = 1000$ kg/m³
Phantom section: Left Section

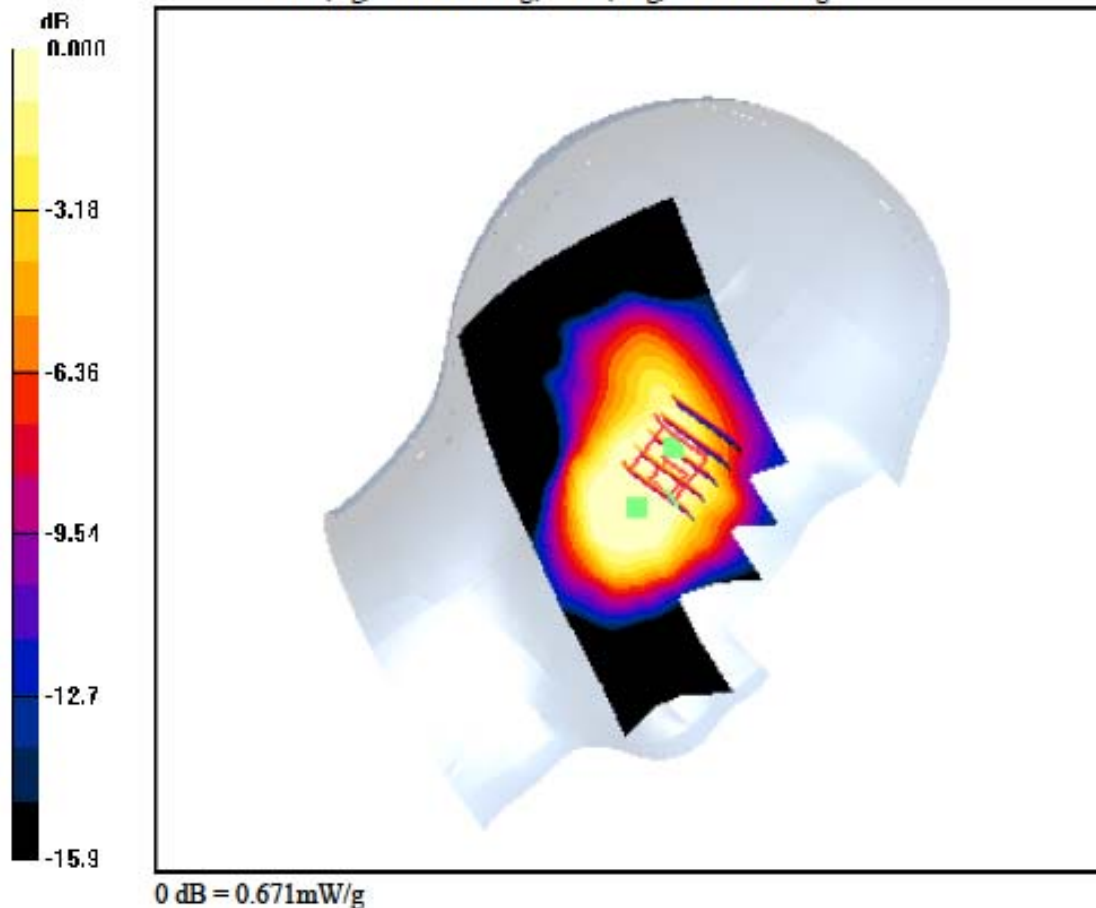
DASY4 Configuration:

Probe: EX3DV4 - SN3643; ConvF(8.26, 8.26, 8.26); Calibrated: 2011-01-24; Electronics: DAE3 Sn519
Phantom: SAM 1800/1900 MHz; Type: SAM; Serial: TP-1224
Measurement SW: DASY4, V4.7 Build 80; Postprocessing SW: SEMCAD, V1.8 Build 186

Date: 2011-09-06; Ambient Temp: 22.1; Tissue Temp: 22.4

Left Touch, PCS1900 Ch. 661, Ant Internal, Standard Battery

Area Scan (71x121x1): Measurement grid: dx=15mm, dy=15mm
Zoom Scan (5x5x7)/Cube 1: Measurement grid: dx=8mm, dy=8mm, dz=5mm
Power Drift = 0.002 dB
Peak SAR (extrapolated) = 0.796 W/kg
SAR(1 g) = 0.561 W/kg; SAR(10 g) = 0.373 W/kg



DIGITAL EMC CO., LTD

DUT: LG-T565; Type: Bar

Communication System: PCS1900; Frequency: 1850.2 MHz; Duty Cycle: 1:8.3
Medium parameters used: $f = 1850.2 \text{ MHz}$; $\sigma = 1.36 \text{ mho/m}$; $\epsilon_r = 39.5$; $\rho = 1000 \text{ kg/m}^3$
Phantom section: Right Section

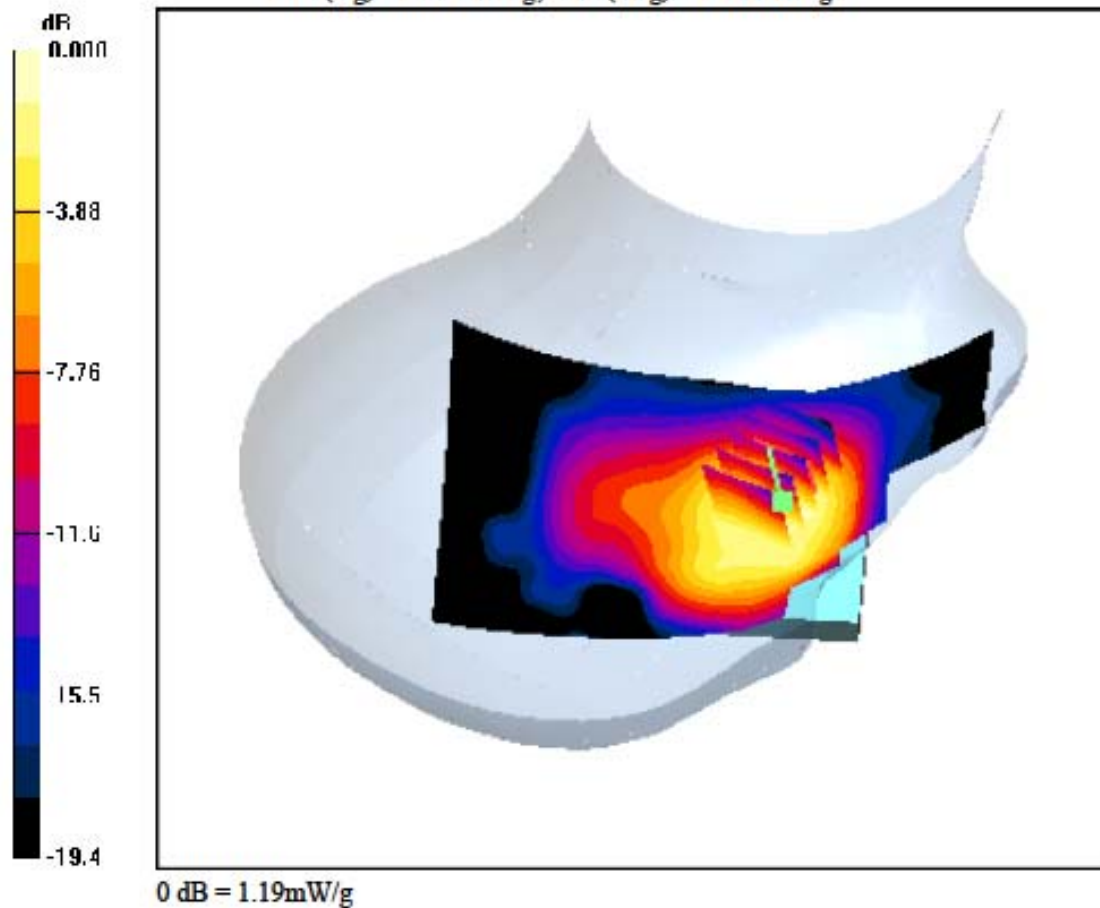
DASY4 Configuration:

Probe: EX3DV4 - SN3643; ConvF(8.26, 8.26, 8.26); Calibrated: 2011-01-24; Electronics: DAE3 Sn519
Phantom: SAM 1800/1900 MHz; Type: SAM; Serial: TP-1224
Measurement SW: DASY4, V4.7 Build 80; Postprocessing SW: SEMCAD, V1.8 Build 186

Date: 2011-09-06; Ambient Temp: 22.1; Tissue Temp: 22.4

Right Touch, PCS1900 Ch. 512, Ant Internal, Standard Battery

Area Scan (71x121x1): Measurement grid: $dx=15\text{mm}$, $dy=15\text{mm}$
Zoom Scan (5x5x7)/Cube 0: Measurement grid: $dx=8\text{mm}$, $dy=8\text{mm}$, $dz=5\text{mm}$
Power Drift = 0.053 dB
Peak SAR (extrapolated) = 1.43 W/kg
SAR(1 g) = 0.975 W/kg; SAR(10 g) = 0.601 W/kg



DIGITAL EMC CO., LTD**DUT: LG-T565; Type: Bar**

Communication System: PCS1900; Frequency: 1880 MHz; Duty Cycle: 1:8.3
 Medium parameters used: $f = 1880$ MHz; $\sigma = 1.4$ mho/m; $\epsilon_r = 39.6$; $\rho = 1000$ kg/m³
 Phantom section: Right Section

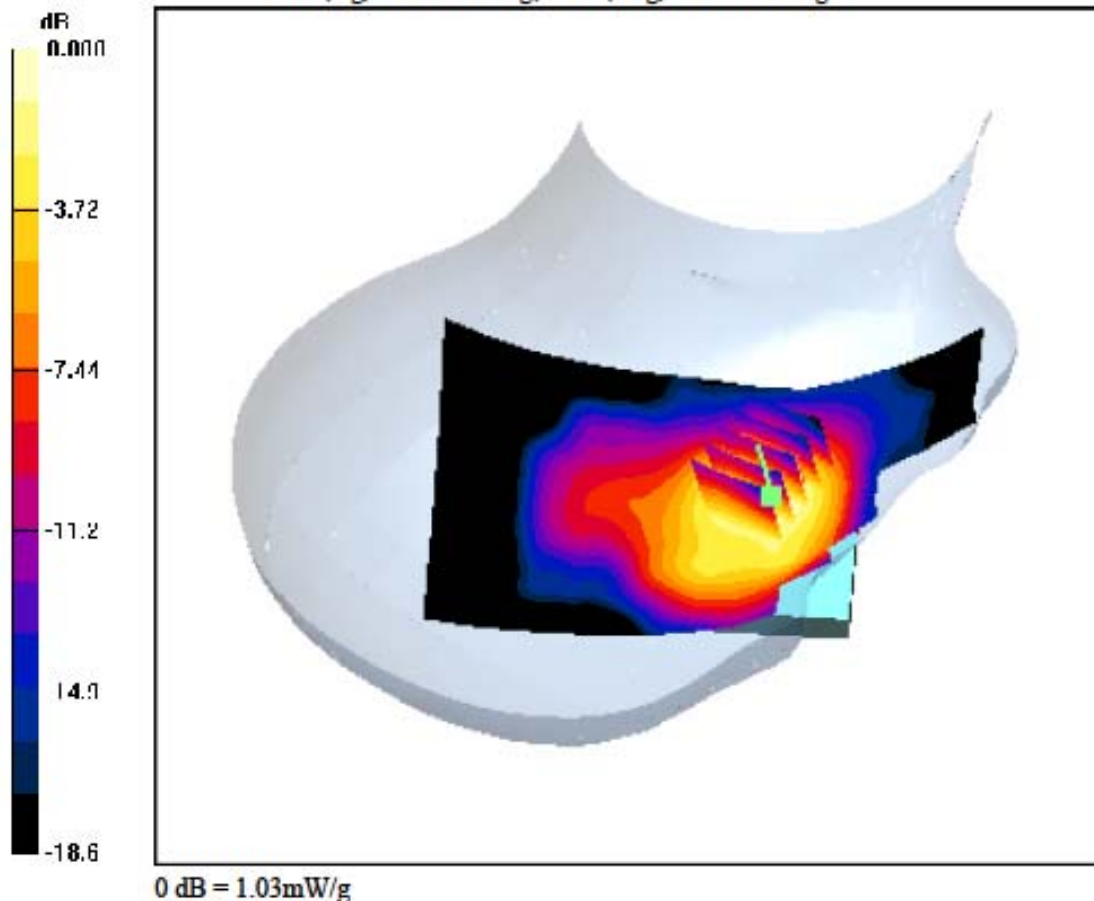
DASY4 Configuration:

Probe: EX3DV4 - SN3643; ConvF(8.26, 8.26, 8.26); Calibrated: 2011-01-24; Electronics: DAE3 Sn519
 Phantom: SAM 1800/1900 MHz; Type: SAM; Serial: TP-1224
 Measurement SW: DASY4, V4.7 Build 80; Postprocessing SW: SEMCAD, V1.8 Build 186

Date: 2011-09-06; Ambient Temp: 22.1; Tissue Temp: 22.4

Right Touch, PCS1900 Ch. 661, Ant Internal, Standard Battery

Area Scan (71x121x1): Measurement grid: dx=15mm, dy=15mm
Zoom Scan (5x5x7)/Cube 0: Measurement grid: dx=8mm, dy=8mm, dz=5mm
 Power Drift = 0.056 dB
 Peak SAR (extrapolated) = 1.27 W/kg
 SAR(1 g) = 0.840 W/kg; SAR(10 g) = 0.505 W/kg



DIGITAL EMC CO., LTD**DUT: LG-T565; Type: Bar**

Communication System: PCS1900; Frequency: 1909.8 MHz; Duty Cycle: 1:8.3
 Medium parameters used: $f = 1909.8 \text{ MHz}$; $\sigma = 1.45 \text{ mho/m}$; $\epsilon_r = 39.8$; $\rho = 1000 \text{ kg/m}^3$
 Phantom section: Right Section

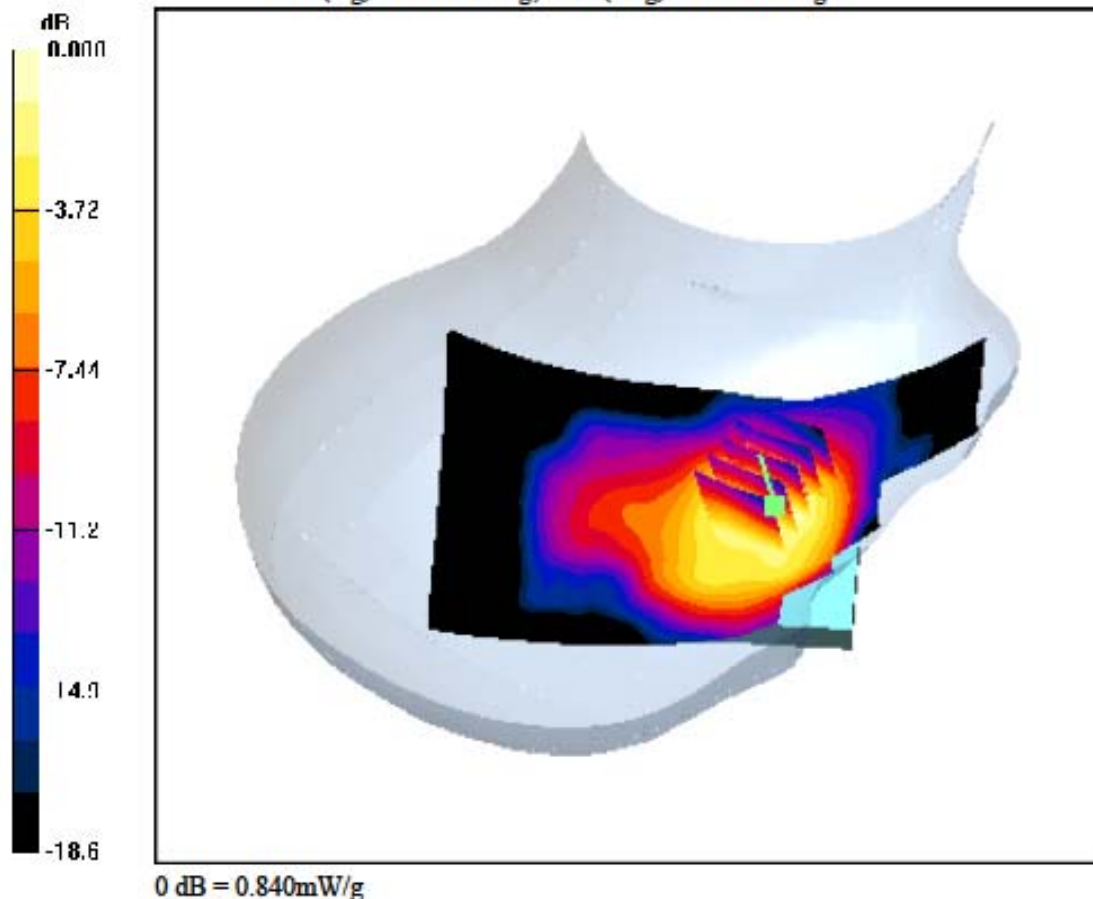
DASY4 Configuration:

Probe: EX3DV4 - SN3643; ConvF(8.26, 8.26, 8.26); Calibrated: 2011-01-24; Electronics: DAE3 Sn519
 Phantom: SAM 1800/1900 MHz; Type: SAM; Serial: TP-1224
 Measurement SW: DASY4, V4.7 Build 80; Postprocessing SW: SEMCAD, V1.8 Build 186

Date: 2011-09-06; Ambient Temp: 22.1; Tissue Temp: 22.4

Right Touch, PCS1900 Ch. 810, Ant Internal, Standard Battery

Area Scan (71x121x1): Measurement grid: $dx=15\text{mm}$, $dy=15\text{mm}$
Zoom Scan (5x5x7)/Cube 0: Measurement grid: $dx=8\text{mm}$, $dy=8\text{mm}$, $dz=5\text{mm}$
 Power Drift = -0.032 dB
 Peak SAR (extrapolated) = 1.05 W/kg
 SAR(1 g) = 0.681 W/kg; SAR(10 g) = 0.407 W/kg



DIGITAL EMC CO., LTD**DUT: LG-T565; Type: Bar**

Communication System: PCS1900; Frequency: 1880 MHz; Duty Cycle: 1:8.3
Medium parameters used: $f = 1880$ MHz; $\sigma = 1.4$ mho/m; $\epsilon_r = 39.6$; $\rho = 1000$ kg/m³
Phantom section: Left Section

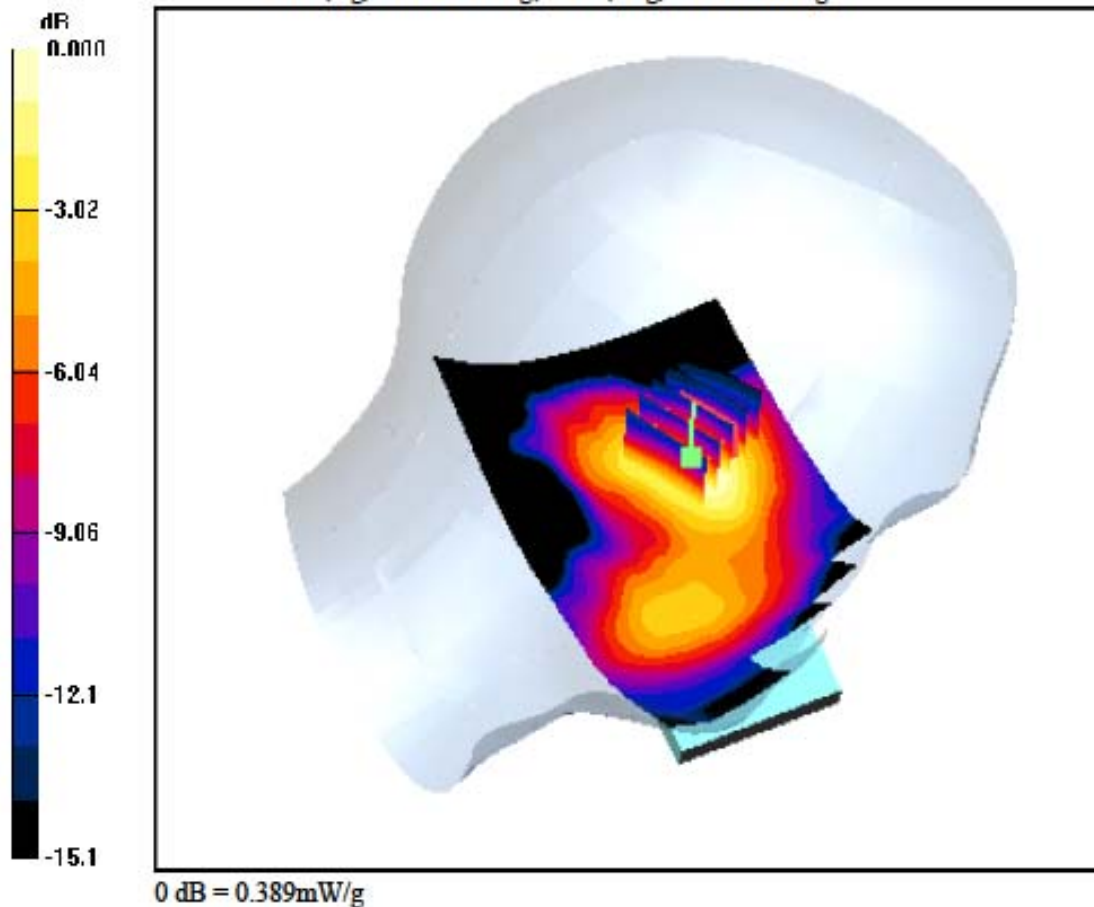
DASY4 Configuration:

Probe: EX3DV4 - SN3643; ConvF(8.26, 8.26, 8.26); Calibrated: 2011-01-24; Electronics: DAE3 Sn519
Phantom: SAM 1800/1900 MHz; Type: SAM; Serial: TP-1224
Measurement SW: DASY4, V4.7 Build 80; Postprocessing SW: SEMCAD, V1.8 Build 186

Date: 2011-09-06; Ambient Temp: 22.1; Tissue Temp: 22.4

Left Tilt, PCS1900 Ch. 661, Ant Internal, Standard Battery

Area Scan (71x121x1): Measurement grid: dx=15mm, dy=15mm
Zoom Scan (5x5x7)/Cube 0: Measurement grid: dx=8mm, dy=8mm, dz=5mm
Power Drift = -0.148 dB
Peak SAR (extrapolated) = 0.492 W/kg
SAR(1 g) = 0.324 W/kg; SAR(10 g) = 0.195 W/kg



DIGITAL EMC CO., LTD**DUT: LG-T565; Type: Bar**

Communication System: PCS1900; Frequency: 1880 MHz; Duty Cycle: 1:8.3
 Medium parameters used: $f = 1880 \text{ MHz}$; $\sigma = 1.4 \text{ mho/m}$; $\epsilon_r = 39.6$; $\rho = 1000 \text{ kg/m}^3$
 Phantom section: Right Section

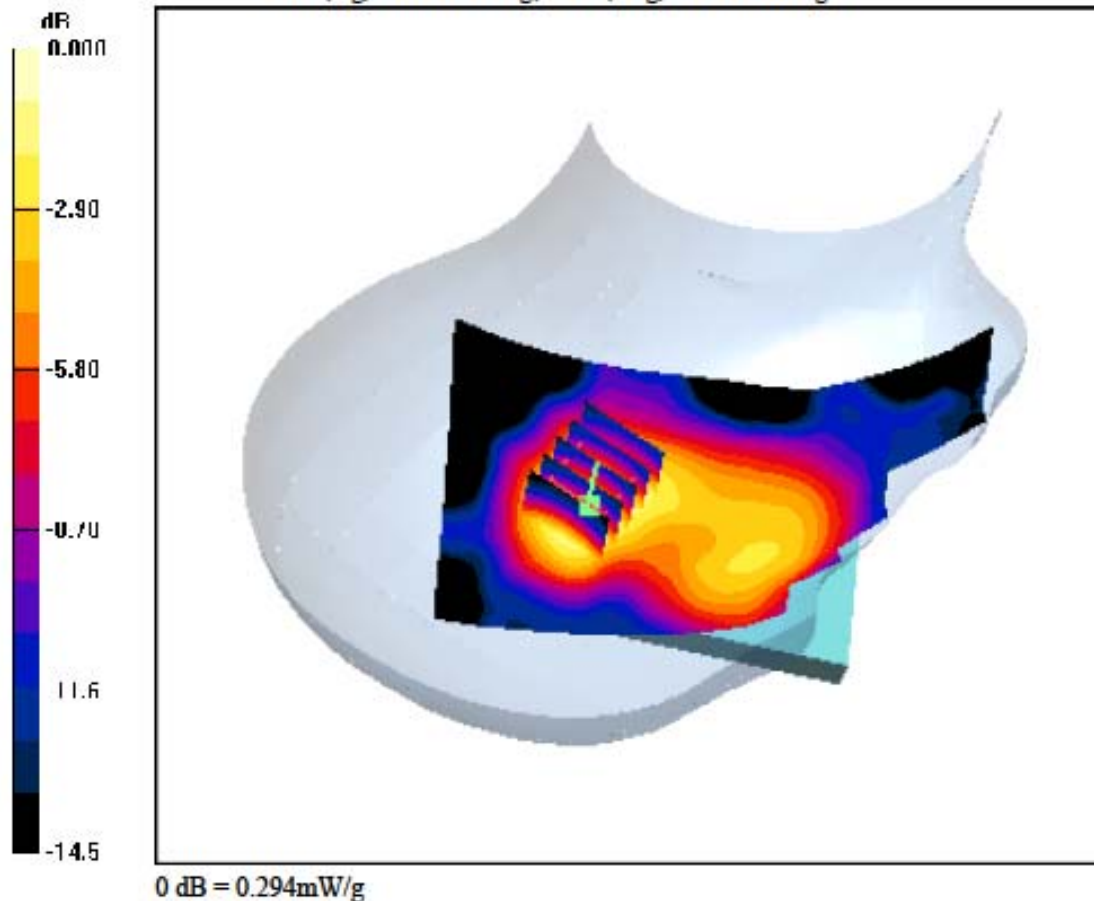
DASY4 Configuration:

Probe: EX3DV4 - SN3643; ConvF(8.26, 8.26, 8.26); Calibrated: 2011-01-24; Electronics: DAE3 Sn519
 Phantom: SAM 1800/1900 MHz; Type: SAM; Serial: TP-1224
 Measurement SW: DASY4, V4.7 Build 80; Postprocessing SW: SEMCAD, V1.8 Build 186

Date: 2011-09-06; Ambient Temp: 22.1; Tissue Temp: 22.4

Right Tilt, PCS1900 Ch. 661, Ant Internal, Standard Battery

Area Scan (71x121x1): Measurement grid: $dx=15\text{mm}$, $dy=15\text{mm}$
Zoom Scan (5x5x7)/Cube 0: Measurement grid: $dx=8\text{mm}$, $dy=8\text{mm}$, $dz=5\text{mm}$
 Power Drift = -0.099 dB
 Peak SAR (extrapolated) = 0.369 W/kg
 SAR(1 g) = 0.241 W/kg; SAR(10 g) = 0.145 W/kg



DIGITAL EMC CO., LTD**DUT: LG-T565; Type: Bar**

Communication System: GSM 850; Frequency: 836.6 MHz; Duty Cycle: 1:2.77
 Medium parameters used: $f = 836.6 \text{ MHz}$; $\sigma = 0.972 \text{ mho/m}$; $\epsilon_r = 54.4$; $\rho = 1000 \text{ kg/m}^3$
 Phantom section: Flat Section

DASY4 Configuration:

Probe: EX3DV4 - SN3643; ConvF(8.97, 8.97, 8.97); Calibrated: 2011-01-24; Electronics: DAE3 Sn519
 Phantom: SAM with 835MHz; Type: SAM; Serial: TP-1223
 Measurement SW: DASY4, V4.7 Build 80; Postprocessing SW: SEMCAD, V1.8 Build 186

Test Date: 2011-09-05; Ambient Temp: 22.3; Tissue Temp: 22.5

2cm space from Body, Front, GSM850 GPRS Class 11 Ch. 190, Ant Internal

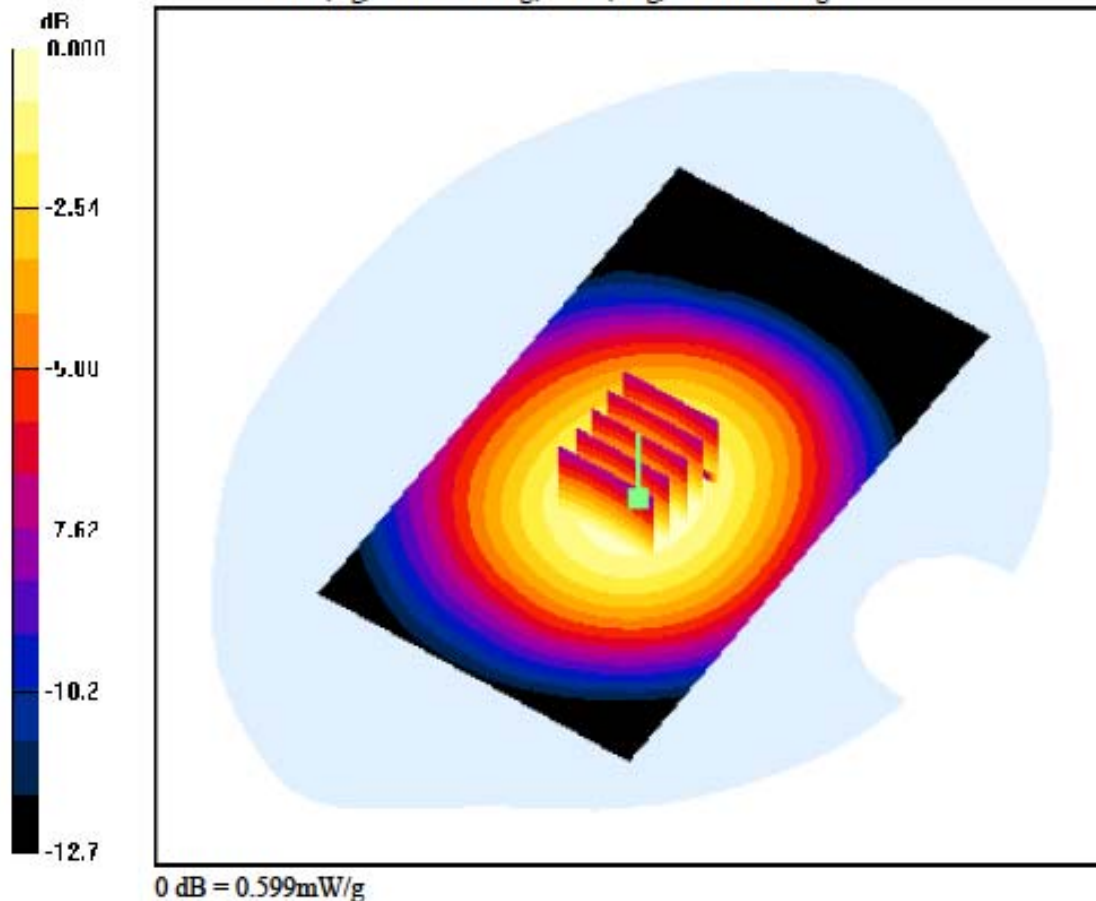
Area Scan (71x121x1): Measurement grid: $dx=15\text{mm}$, $dy=15\text{mm}$

Zoom Scan (5x5x7)/Cube 0: Measurement grid: $dx=8\text{mm}$, $dy=8\text{mm}$, $dz=5\text{mm}$

Power Drift = 0.015 dB

Peak SAR (extrapolated) = 0.732 W/kg

SAR(1 g) = 0.542 W/kg; SAR(10 g) = 0.391 W/kg



DIGITAL EMC CO., LTD**DUT: LG-T565; Type: Bar**

Communication System: GSM 850; Frequency: 836.6 MHz; Duty Cycle: 1:8.3
 Medium parameters used: $f = 836.6 \text{ MHz}$; $\sigma = 0.972 \text{ mho/m}$; $\epsilon_r = 54.4$; $\rho = 1000 \text{ kg/m}^3$
 Phantom section: Flat Section

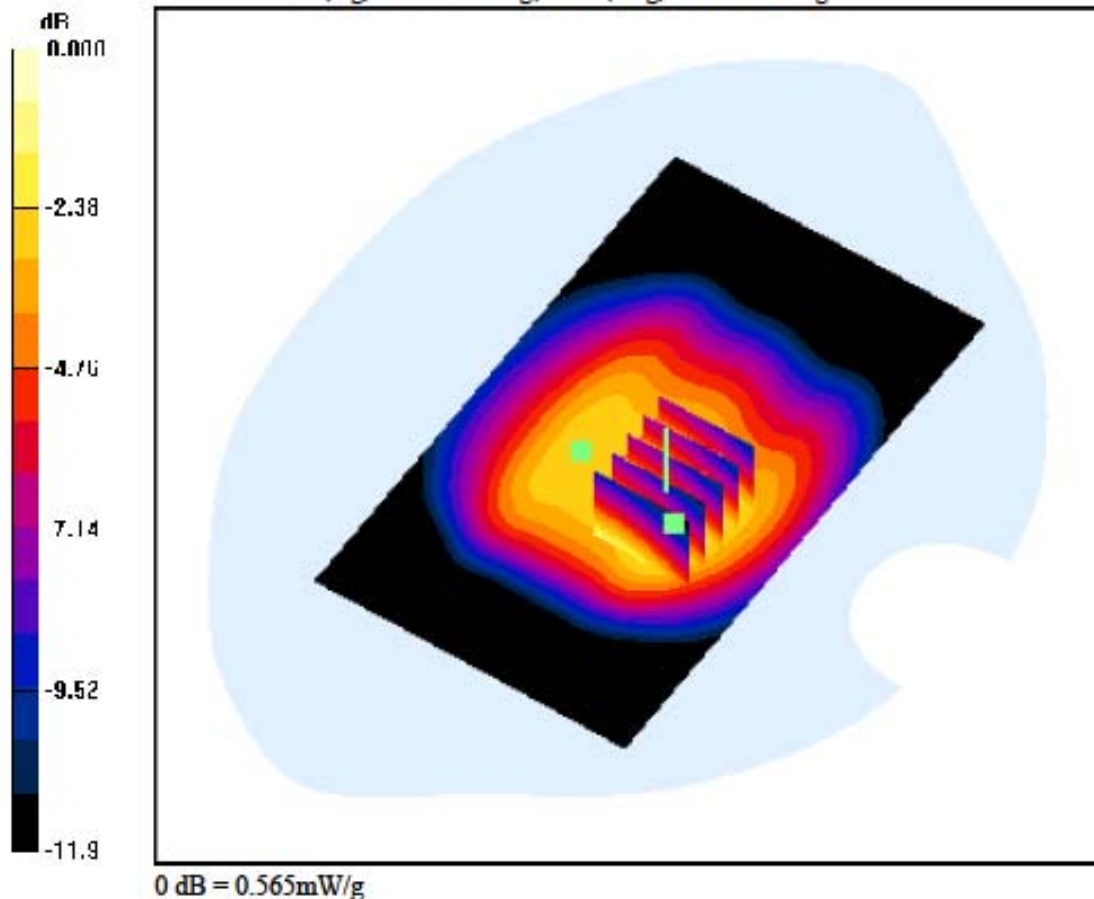
DASY4 Configuration:

Probe: EX3DV4 - SN3643; ConvF(8.97, 8.97, 8.97); Calibrated: 2011-01-24; Electronics: DAE3 Sn519
 Phantom: SAM with 835MHz; Type: SAM; Serial: TP-1223
 Measurement SW: DASY4, V4.7 Build 80; Postprocessing SW: SEMCAD, V1.8 Build 186

Test Date: 2011-09-05; Ambient Temp: 22.3; Tissue Temp: 22.5

2cm space from Body, Rear, GSM850 Ch. 190, Ant Internal

Area Scan (71x121x1): Measurement grid: $dx=15\text{mm}$, $dy=15\text{mm}$
Zoom Scan (5x5x7)/Cube 0: Measurement grid: $dx=8\text{mm}$, $dy=8\text{mm}$, $dz=5\text{mm}$
 Power Drift = -0.115 dB
 Peak SAR (extrapolated) = 0.658 W/kg
 SAR(1 g) = 0.492 W/kg; SAR(10 g) = 0.341 W/kg



DIGITAL EMC CO., LTD**DUT: LG-T565; Type: Bar**

Communication System: GSM 850; Frequency: 836.6 MHz; Duty Cycle: 1:8.3
Medium parameters used: $f = 836.6$ MHz; $\sigma = 0.972$ mho/m; $\epsilon_r = 54.4$; $\rho = 1000$ kg/m³
Phantom section: Flat Section

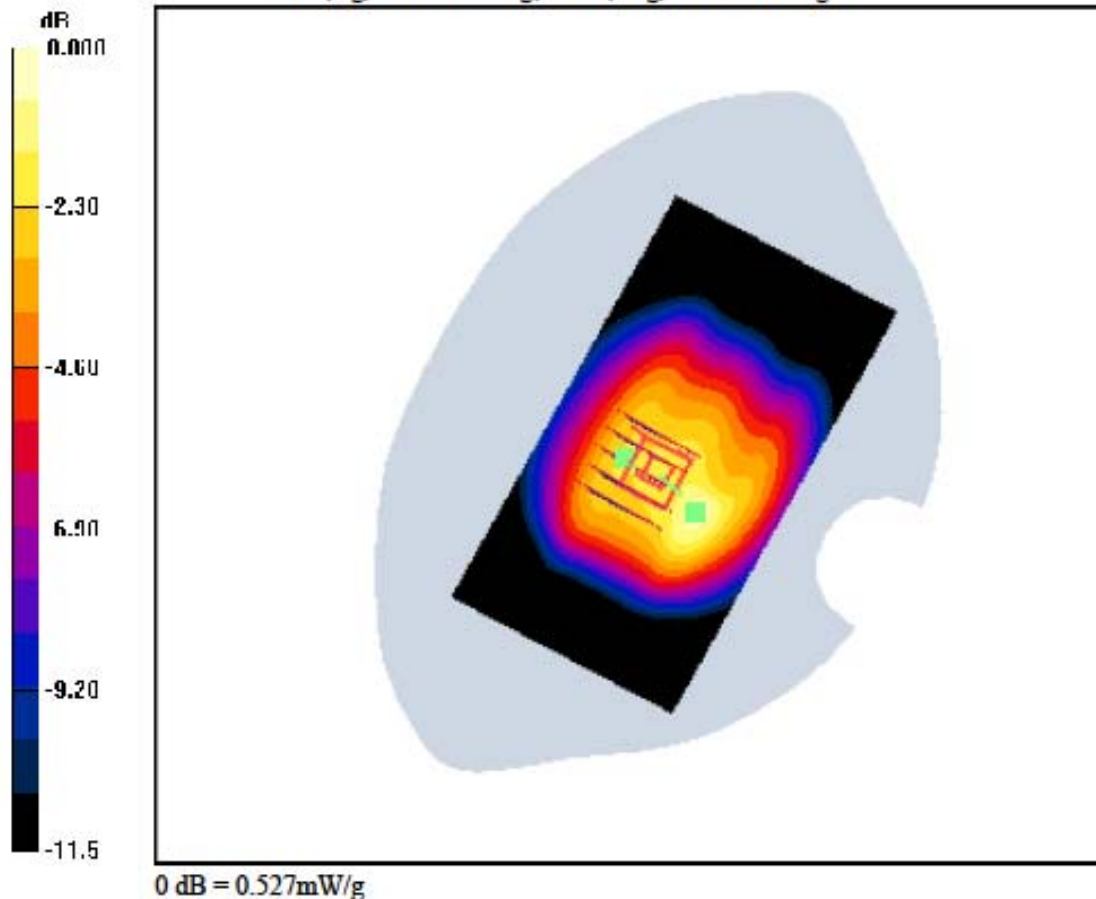
DASY4 Configuration:

Probe: EX3DV4 - SN3643; ConvF(8.97, 8.97, 8.97); Calibrated: 2011-01-24; Electronics: DAE3 Sn519
Phantom: SAM with 835MHz; Type: SAM; Serial: TP-1223
Measurement SW: DASY4, V4.7 Build 80; Postprocessing SW: SEMCAD, V1.8 Build 186

Test Date: 2011-09-05; Ambient Temp: 22.3; Tissue Temp: 22.5

2cm space from Body, Rear, GSM850 Ch. 190, Ant Internal

Area Scan (71x121x1): Measurement grid: dx=15mm, dy=15mm
Zoom Scan (5x5x7)/Cube 1: Measurement grid: dx=8mm, dy=8mm, dz=5mm
Power Drift = -0.115 dB
Peak SAR (extrapolated) = 0.589 W/kg
SAR(1 g) = 0.432 W/kg; SAR(10 g) = 0.294 W/kg



DIGITAL EMC CO., LTD**DUT: LG-T565; Type: Bar**

Communication System: GSM 850; Frequency: 836.6 MHz; Duty Cycle: 1:8.3
Medium parameters used: $f = 836.6$ MHz; $\sigma = 0.972$ mho/m; $\epsilon_r = 54.4$; $\rho = 1000$ kg/m³
Phantom section: Flat Section

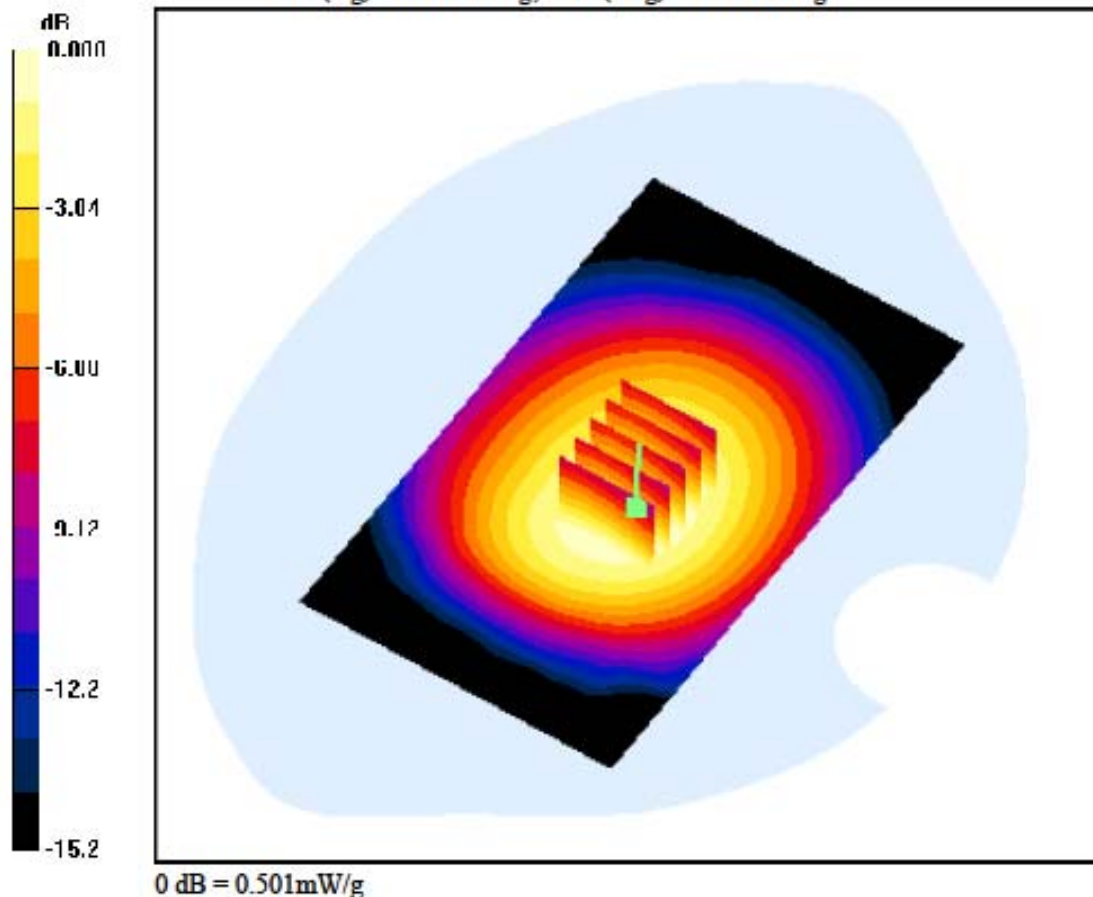
DASY4 Configuration:

Probe: EX3DV4 - SN3643; ConvF(8.97, 8.97, 8.97); Calibrated: 2011-01-24; Electronics: DAE3 Sn519
Phantom: SAM with 835MHz; Type: SAM; Serial: TP-1223
Measurement SW: DASY4, V4.7 Build 80; Postprocessing SW: SEMCAD, V1.8 Build 186

Test Date: 2011-09-05; Ambient Temp: 22.3; Tissue Temp: 22.5

2cm space from Body, Rear, GSM850 GPRS Class 8 Ch. 190, Ant Internal

Area Scan (71x121x1): Measurement grid: dx=15mm, dy=15mm
Zoom Scan (5x5x7)/Cube 0: Measurement grid: dx=8mm, dy=8mm, dz=5mm
Power Drift = -0.084 dB
Peak SAR (extrapolated) = 0.844 W/kg
SAR(1 g) = 0.441 W/kg; SAR(10 g) = 0.321 W/kg



DIGITAL EMC CO., LTD**DUT: LG-T565; Type: Bar**

Communication System: GSM 850; Frequency: 836.6 MHz; Duty Cycle: 1:4.15
 Medium parameters used: $f = 836.6 \text{ MHz}$; $\sigma = 0.972 \text{ mho/m}$; $\epsilon_r = 54.4$; $\rho = 1000 \text{ kg/m}^3$
 Phantom section: Flat Section

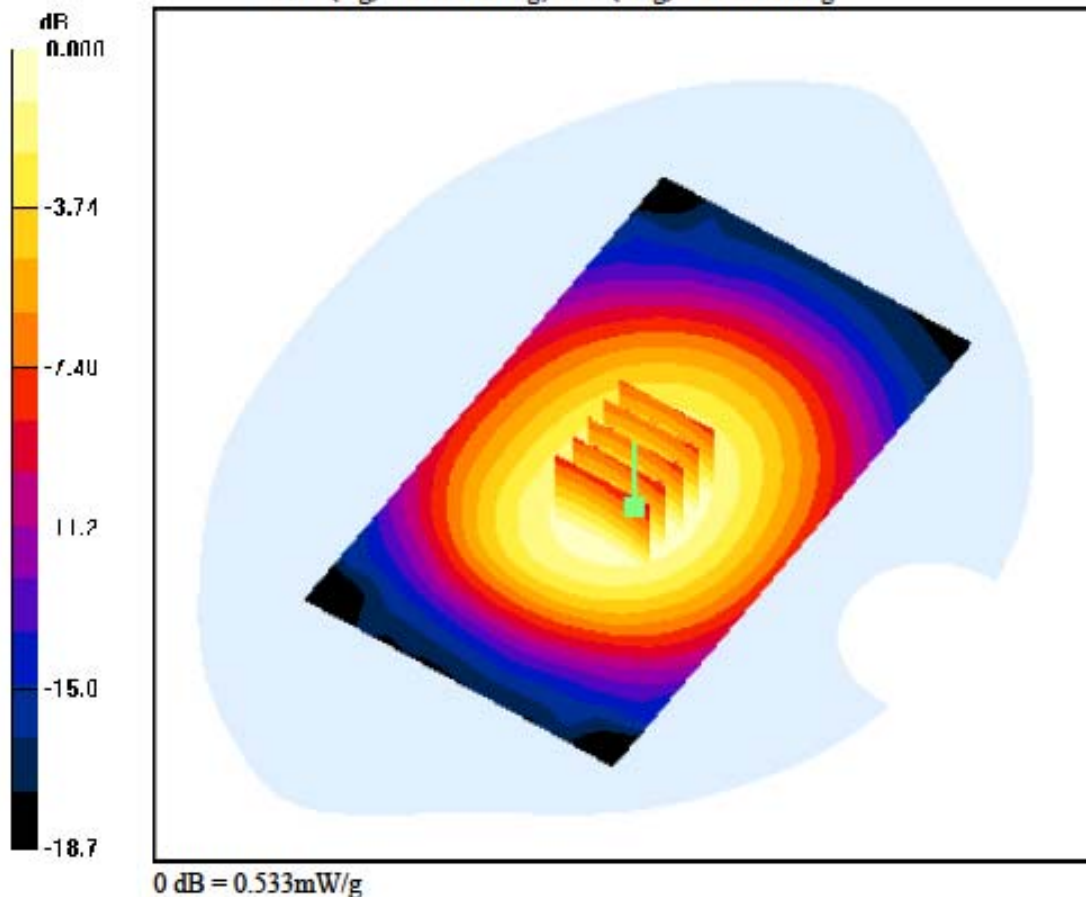
DASY4 Configuration:

Probe: EX3DV4 - SN3643; ConvF(8.97, 8.97, 8.97); Calibrated: 2011-01-24; Electronics: DAE3 Sn519
 Phantom: SAM with 835MHz; Type: SAM; Serial: TP-1223
 Measurement SW: DASY4, V4.7 Build 80; Postprocessing SW: SEMCAD, V1.8 Build 186

Test Date: 2011-09-05; Ambient Temp: 22.3; Tissue Temp: 22.5

2cm space from Body, Rear, GSM850 GPRS Class 10 Ch. 190, Ant Internal

Area Scan (71x121x1): Measurement grid: $dx=15\text{mm}$, $dy=15\text{mm}$
Zoom Scan (5x5x7)/Cube 0: Measurement grid: $dx=8\text{mm}$, $dy=8\text{mm}$, $dz=5\text{mm}$
 Power Drift = -0.061 dB
 Peak SAR (extrapolated) = 0.940 W/kg
 SAR(1 g) = 0.469 W/kg; SAR(10 g) = 0.339 W/kg



DIGITAL EMC CO., LTD**DUT: LG-T565; Type: Bar**

Communication System: GSM 850; Frequency: 824.2 MHz; Duty Cycle: 1:2.77
 Medium parameters used: $f = 824.2 \text{ MHz}$; $\sigma = 0.951 \text{ mho/m}$; $\epsilon_r = 54.1$; $\rho = 1000 \text{ kg/m}^3$
 Phantom section: Flat Section

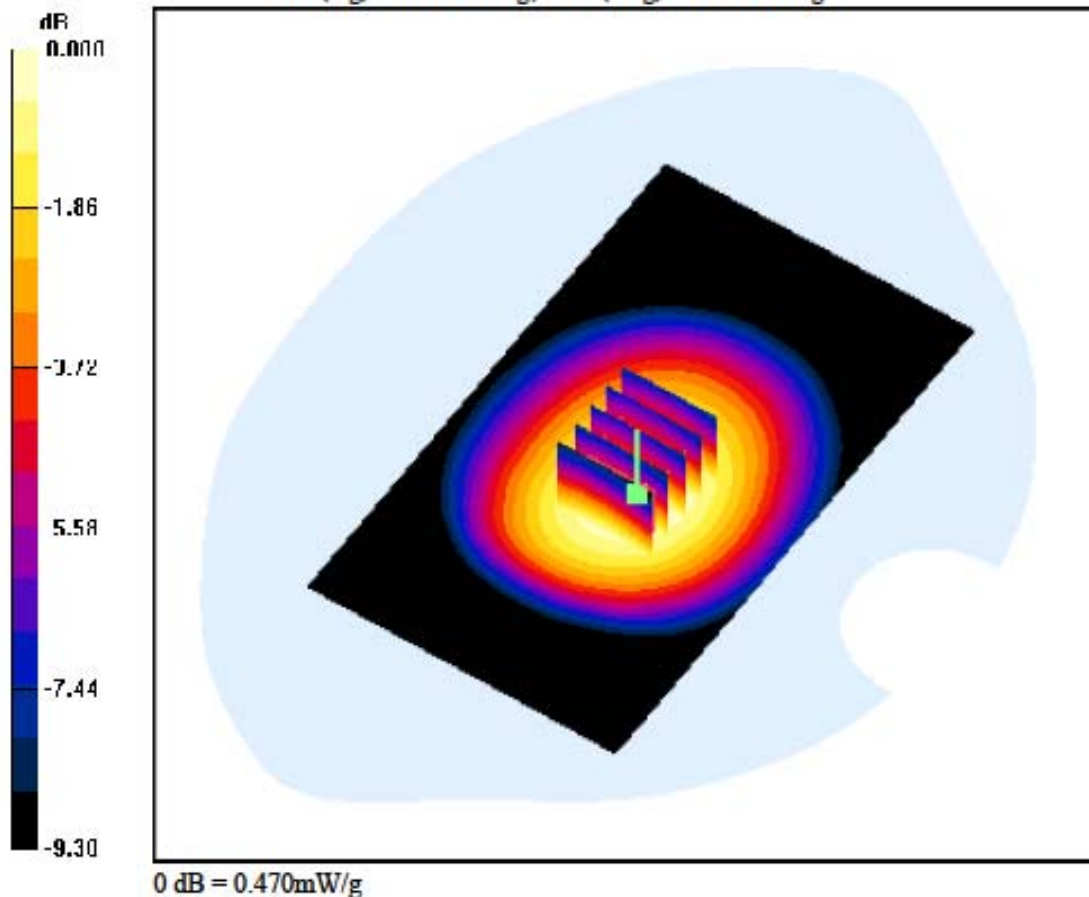
DASY4 Configuration:

Probe: EX3DV4 - SN3643; ConvF(8.97, 8.97, 8.97); Calibrated: 2011-01-24; Electronics: DAE3 Sn519
 Phantom: SAM with 835MHz; Type: SAM; Serial: TP-1223
 Measurement SW: DASY4, V4.7 Build 80; Postprocessing SW: SEMCAD, V1.8 Build 186

Test Date: 2011-09-05; Ambient Temp: 22.3; Tissue Temp: 22.5

2cm space from Body, Rear, GSM850 GPRS Class 11 Ch. 128, Ant Internal

Area Scan (71x121x1): Measurement grid: $dx=15\text{mm}$, $dy=15\text{mm}$
Zoom Scan (5x5x7)/Cube 0: Measurement grid: $dx=8\text{mm}$, $dy=8\text{mm}$, $dz=5\text{mm}$
 Power Drift = -0.139 dB
 Peak SAR (extrapolated) = 0.545 W/kg
 SAR(1 g) = 0.413 W/kg; SAR(10 g) = 0.304 W/kg



DIGITAL EMC CO., LTD**DUT: LG-T565; Type: Bar**

Communication System: GSM 850; Frequency: 836.6 MHz; Duty Cycle: 1:2.77
 Medium parameters used: $f = 836.6 \text{ MHz}$; $\sigma = 0.972 \text{ mho/m}$; $\epsilon_r = 54.4$; $\rho = 1000 \text{ kg/m}^3$
 Phantom section: Flat Section

DASY4 Configuration:

Probe: EX3DV4 - SN3643; ConvF(8.97, 8.97, 8.97); Calibrated: 2011-01-24; Electronics: DAE3 Sn519
 Phantom: SAM with 835MHz; Type: SAM; Serial: TP-1223
 Measurement SW: DASY4, V4.7 Build 80; Postprocessing SW: SEMCAD, V1.8 Build 186

Test Date: 2011-09-05; Ambient Temp: 22.3; Tissue Temp: 22.5

2cm space from Body, Rear, GSM850 GPRS Class II Ch. 190, Ant Internal

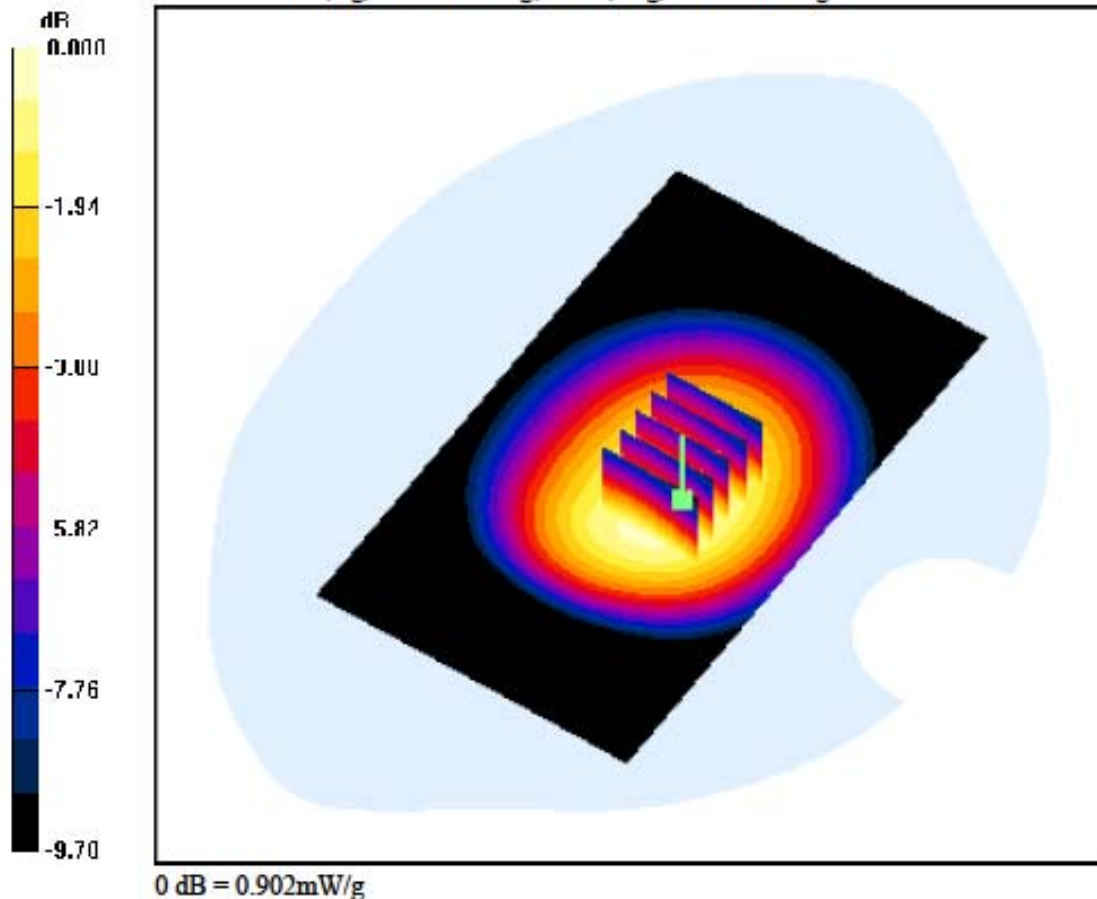
Area Scan (71x121x1): Measurement grid: $dx=15\text{mm}$, $dy=15\text{mm}$

Zoom Scan (5x5x7)/Cube 0: Measurement grid: $dx=8\text{mm}$, $dy=8\text{mm}$, $dz=5\text{mm}$

Power Drift = 0.051 dB

Peak SAR (extrapolated) = 1.04 W/kg

SAR(1 g) = 0.786 W/kg; SAR(10 g) = 0.577 W/kg



DIGITAL EMC CO., LTD**DUT: LG-T565; Type: Bar**

Communication System: GSM 850; Frequency: 848.8 MHz; Duty Cycle: 1:2.77
 Medium parameters used: $f = 848.8 \text{ MHz}$; $\sigma = 1 \text{ mho/m}$; $\epsilon_r = 54.5$; $\rho = 1000 \text{ kg/m}^3$
 Phantom section: Flat Section

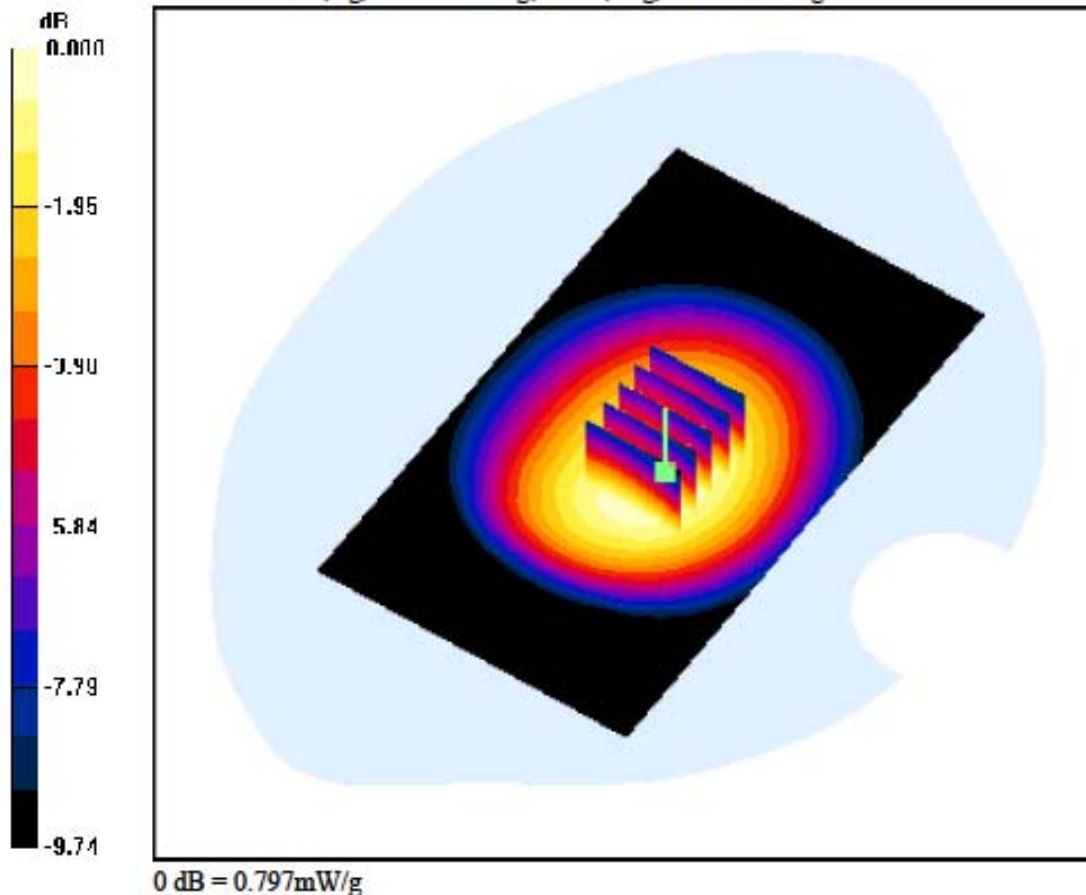
DASY4 Configuration:

Probe: EX3DV4 - SN3643; ConvF(8.97, 8.97, 8.97); Calibrated: 2011-01-24; Electronics: DAE3 Sn519
 Phantom: SAM with 835MHz; Type: SAM; Serial: TP-1223
 Measurement SW: DASY4, V4.7 Build 80; Postprocessing SW: SEMCAD, V1.8 Build 186

Test Date: 2011-09-05; Ambient Temp: 22.3; Tissue Temp: 22.5

2cm space from Body, Rear, GSM850 GPRS Class 11 Ch. 251, Ant Internal

Area Scan (71x121x1): Measurement grid: $dx=15\text{mm}$, $dy=15\text{mm}$
Zoom Scan (5x5x7)/Cube 0: Measurement grid: $dx=8\text{mm}$, $dy=8\text{mm}$, $dz=5\text{mm}$
 Power Drift = 0.024 dB
 Peak SAR (extrapolated) = 0.926 W/kg
 SAR(1 g) = 0.691 W/kg; SAR(10 g) = 0.507 W/kg



DIGITAL EMC CO., LTD**DUT: LG-T565; Type: Bar**

Communication System: GSM 850; Frequency: 836.6 MHz; Duty Cycle: 1:2.075
 Medium parameters used: $f = 836.6 \text{ MHz}$; $\sigma = 0.972 \text{ mho/m}$; $\epsilon_r = 54.4$; $\rho = 1000 \text{ kg/m}^3$
 Phantom section: Flat Section

DASY4 Configuration:

Probe: EX3DV4 - SN3643; ConvF(8.97, 8.97, 8.97); Calibrated: 2011-01-24; Electronics: DAE3 Sn519
 Phantom: SAM with 835MHz; Type: SAM; Serial: TP-1223
 Measurement SW: DASY4, V4.7 Build 80; Postprocessing SW: SEMCAD, V1.8 Build 186

Test Date: 2011-09-05; Ambient Temp: 22.3; Tissue Temp: 22.5

2cm space from Body, Rear, GSM850 GPRS Class 12 Ch. 190, Ant Internal

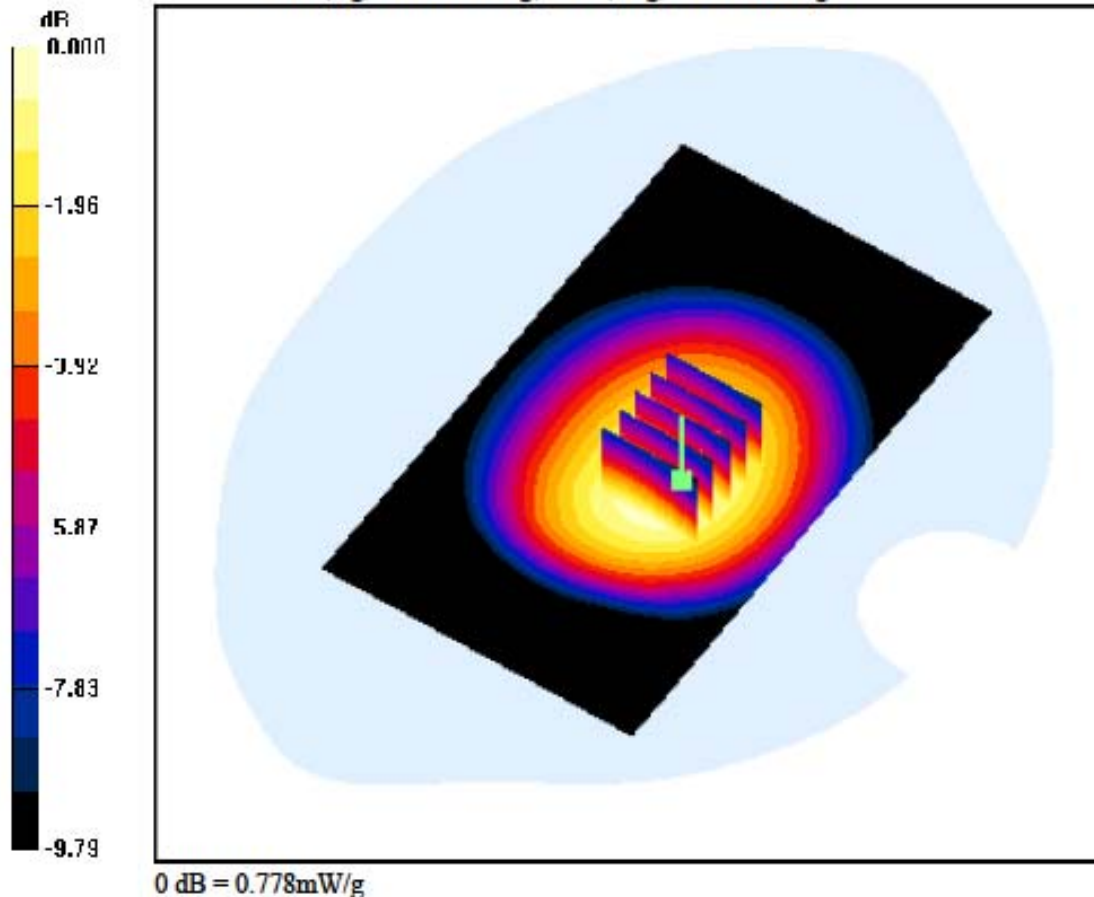
Area Scan (71x121x1): Measurement grid: $dx=15\text{mm}$, $dy=15\text{mm}$

Zoom Scan (5x5x7)/Cube 0: Measurement grid: $dx=8\text{mm}$, $dy=8\text{mm}$, $dz=5\text{mm}$

Power Drift = 0.061 dB

Peak SAR (extrapolated) = 0.901 W/kg

SAR(1 g) = 0.677 W/kg; SAR(10 g) = 0.497 W/kg



DIGITAL EMC CO., LTD**DUT: LG-T565; Type: Bar**

Communication System: PCS1900; Frequency: 1880 MHz; Duty Cycle: 1:2.77
 Medium parameters used: $f = 1880$ MHz; $\sigma = 1.5$ mho/m; $\epsilon_r = 54.1$; $\rho = 1000$ kg/m³
 Phantom section: Flat Section

DASY4 Configuration:

Probe: EX3DV4 - SN3643; ConvF(7.19, 7.19, 7.19); Calibrated: 2011-01-24; Electronics: DAE3 Sn519
 Phantom: SAM 1800/1900 MHz; Type: SAM; Serial: TP-1224
 Measurement SW: DASY4, V4.7 Build 80; Postprocessing SW: SEMCAD, V1.8 Build 186

Test Date: 2011-09-06; Ambient Temp: 22.1; Tissue Temp: 22.4

2cm space from Body, Front, PCS1900 GPRS Class 11 Ch. 661, Ant Internal

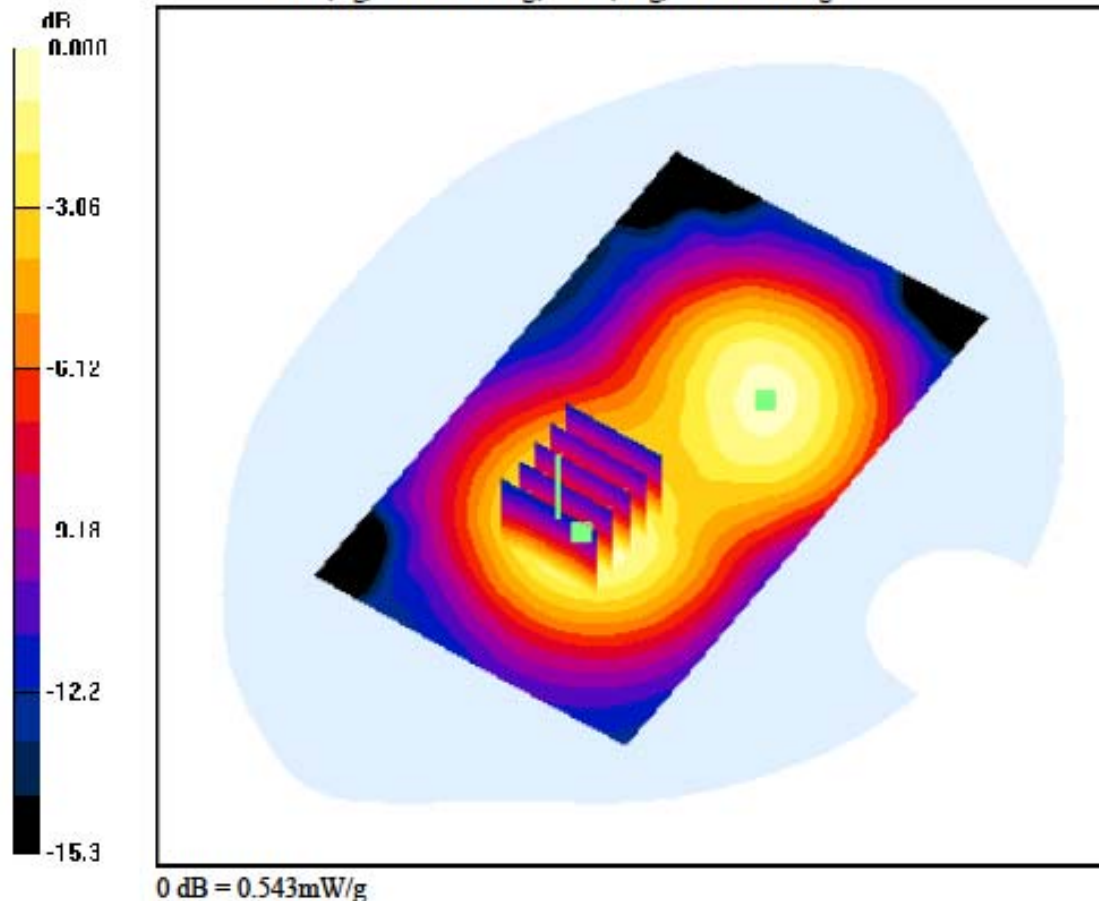
Area Scan (71x121x1): Measurement grid: dx=15mm, dy=15mm

Zoom Scan (5x5x7)/Cube 0: Measurement grid: dx=8mm, dy=8mm, dz=5mm

Power Drift = -0.260 dB

Peak SAR (extrapolated) = 0.669 W/kg

SAR(1 g) = 0.438 W/kg; SAR(10 g) = 0.268 W/kg



DIGITAL EMC CO., LTD**DUT: LG-T565; Type: Bar**

Communication System: PCS1900; Frequency: 1880 MHz; Duty Cycle: 1:2.77
Medium parameters used: $f = 1880$ MHz; $\sigma = 1.5$ mho/m; $\epsilon_r = 54.1$; $\rho = 1000$ kg/m³
Phantom section: Flat Section

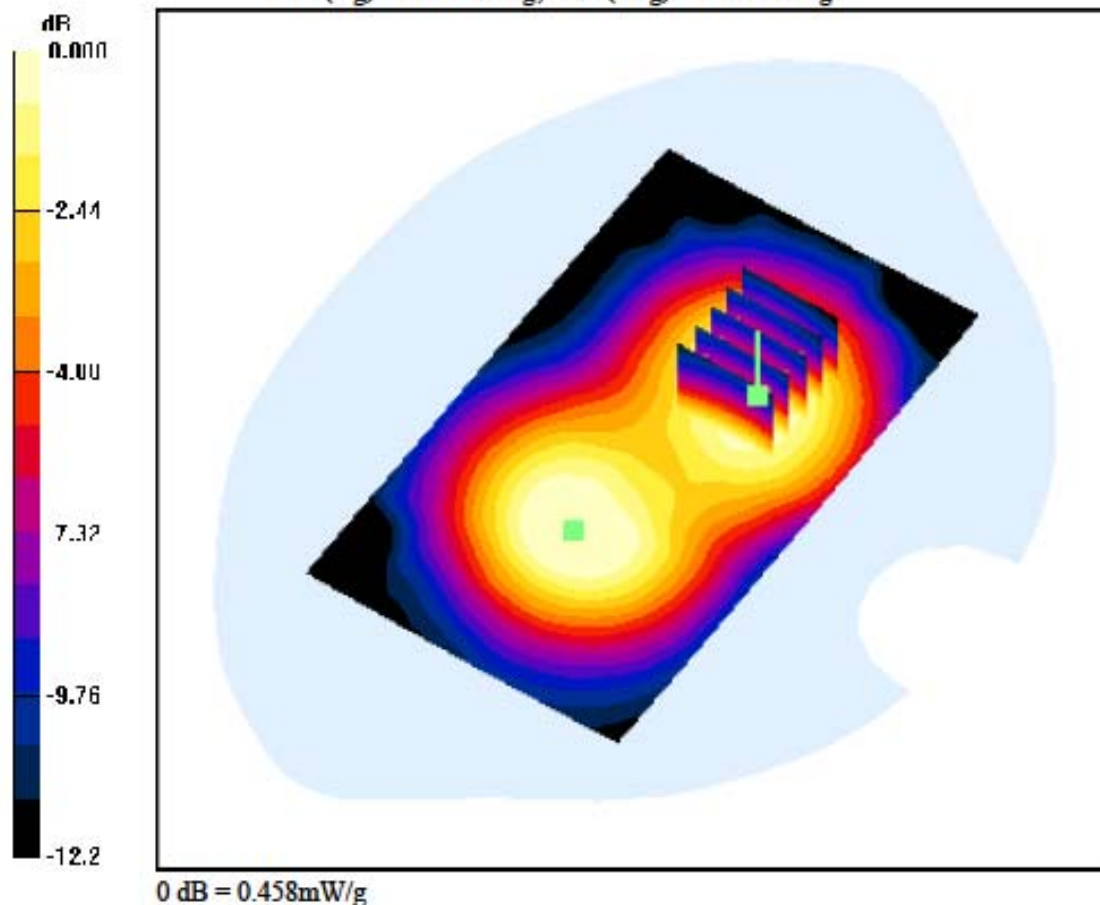
DASY4 Configuration:

Probe: EX3DV4 - SN3643; ConvF(7.19, 7.19, 7.19); Calibrated: 2011-01-24; Electronics: DAE3 Sn519
Phantom: SAM 1800/1900 MHz; Type: SAM; Serial: TP-1224
Measurement SW: DASY4, V4.7 Build 80; Postprocessing SW: SEMCAD, V1.8 Build 186

Test Date: 2011-09-06; Ambient Temp: 22.1; Tissue Temp: 22.4

2cm space from Body, Front, PCS1900 GPRS Class 11 Ch. 661, Ant Internal

Area Scan (71x121x1): Measurement grid: dx=15mm, dy=15mm
Zoom Scan (5x5x7)/Cube 1: Measurement grid: dx=8mm, dy=8mm, dz=5mm
Power Drift = -0.260 dB
Peak SAR (extrapolated) = 0.563 W/kg
SAR(1 g) = 0.376 W/kg; SAR(10 g) = 0.242 W/kg



DIGITAL EMC CO., LTD**DUT: LG-T565; Type: Bar**

Communication System: PCS1900; Frequency: 1880 MHz; Duty Cycle: 1:8.3
 Medium parameters used: $f = 1880$ MHz; $\sigma = 1.5$ mho/m; $\epsilon_r = 54.1$; $\rho = 1000$ kg/m³
 Phantom section: Flat Section

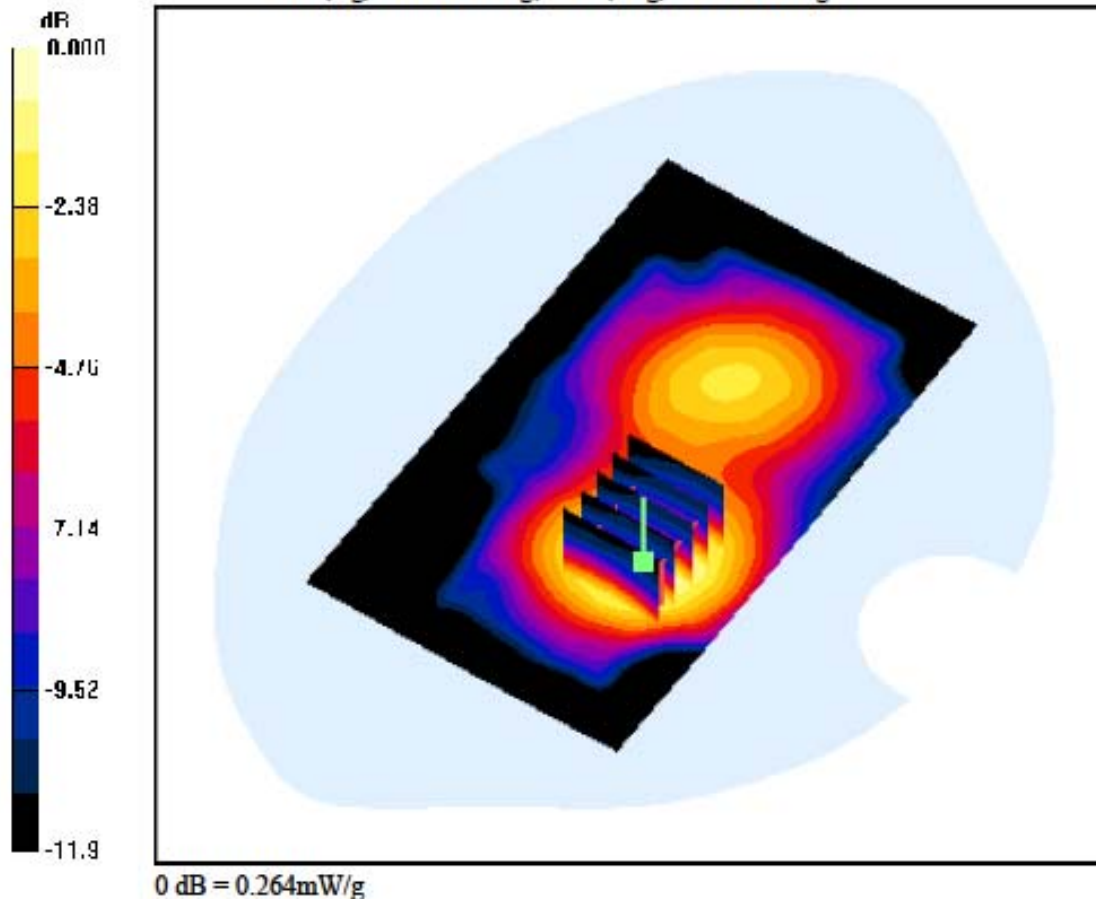
DASY4 Configuration:

Probe: EX3DV4 - SN3643; ConvF(7.19, 7.19, 7.19); Calibrated: 2011-01-24; Electronics: DAE3 Sn519
 Phantom: SAM 1800/1900 MHz; Type: SAM; Serial: TP-1224
 Measurement SW: DASY4, V4.7 Build 80; Postprocessing SW: SEMCAD, V1.8 Build 186

Test Date: 2011-09-06; Ambient Temp: 22.1; Tissue Temp: 22.4

2cm space from Body, Rear, PCS1900 Ch. 661, Ant Internal

Area Scan (71x121x1): Measurement grid: dx=15mm, dy=15mm
Zoom Scan (5x5x7)/Cube 0: Measurement grid: dx=8mm, dy=8mm, dz=5mm
 Power Drift = 0.011 dB
 Peak SAR (extrapolated) = 0.348 W/kg
 SAR(1 g) = 0.210 W/kg; SAR(10 g) = 0.124 W/kg



DIGITAL EMC CO., LTD**DUT: LG-T565; Type: Bar**

Communication System: PCS1900; Frequency: 1880 MHz; Duty Cycle: 1:8.3
 Medium parameters used: $f = 1880$ MHz; $\sigma = 1.5$ mho/m; $\epsilon_r = 54.1$; $\rho = 1000$ kg/m³
 Phantom section: Flat Section

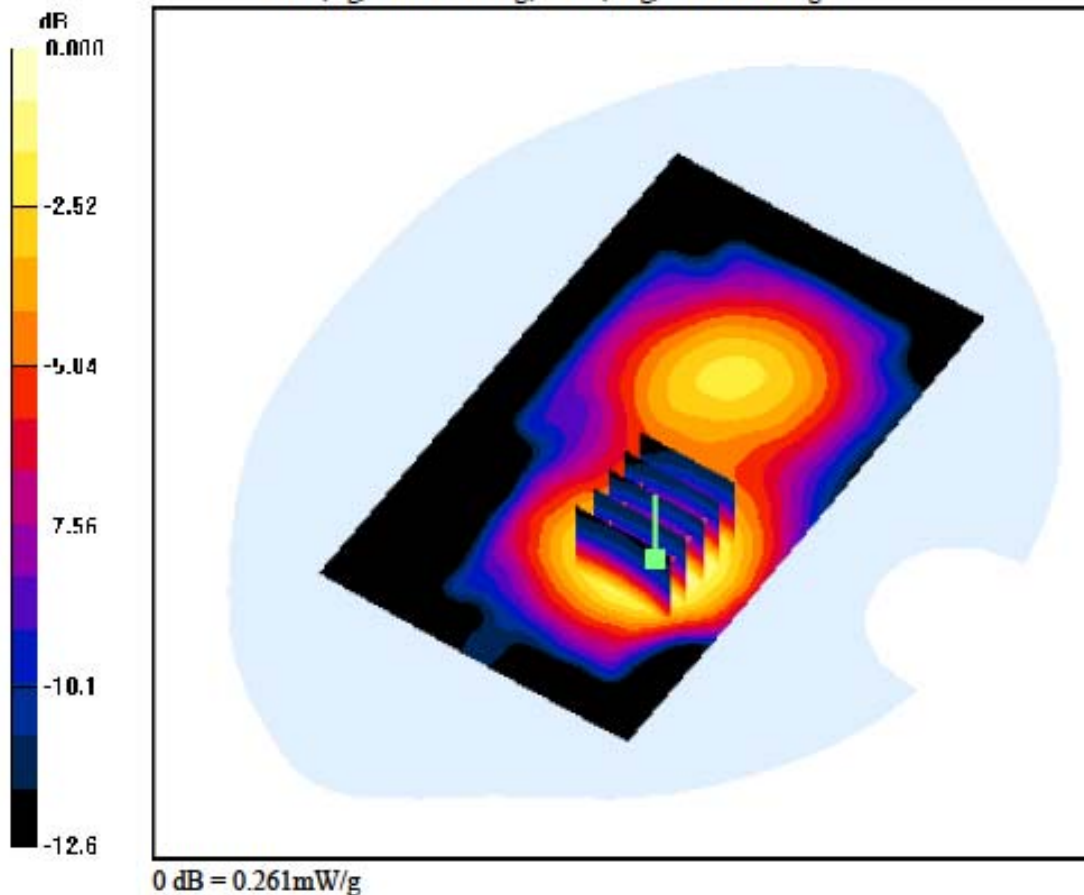
DASY4 Configuration:

Probe: EX3DV4 - SN3643; ConvF(7.19, 7.19, 7.19); Calibrated: 2011-01-24; Electronics: DAE3 Sn519
 Phantom: SAM 1800/1900 MHz; Type: SAM; Serial: TP-1224
 Measurement SW: DASY4, V4.7 Build 80; Postprocessing SW: SEMCAD, V1.8 Build 186

Test Date: 2011-09-06; Ambient Temp: 22.1; Tissue Temp: 22.4

2cm space from Body, Rear, PCS1900 GPRS Class 8 Ch. 661, Ant Internal

Area Scan (71x121x1): Measurement grid: dx=15mm, dy=15mm
Zoom Scan (5x5x7)/Cube 0: Measurement grid: dx=8mm, dy=8mm, dz=5mm
 Power Drift = -0.002 dB
 Peak SAR (extrapolated) = 0.342 W/kg
 SAR(1 g) = 0.209 W/kg; SAR(10 g) = 0.123 W/kg



DIGITAL EMC CO., LTD**DUT: LG-T565; Type: Bar**

Communication System: PCS1900; Frequency: 1880 MHz; Duty Cycle: 1:4.15
Medium parameters used: $f = 1880$ MHz; $\sigma = 1.5$ mho/m; $\epsilon_r = 54.1$; $\rho = 1000$ kg/m³
Phantom section: Flat Section

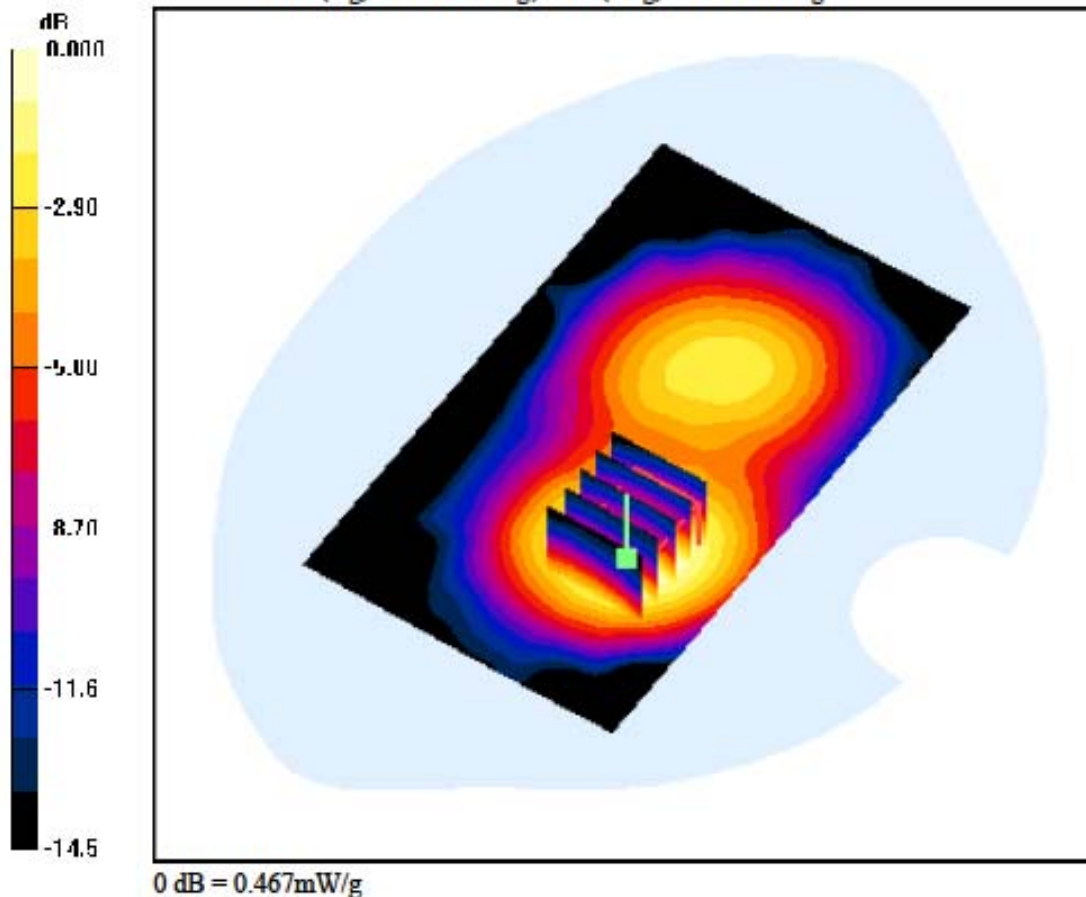
DASY4 Configuration:

Probe: EX3DV4 - SN3643; ConvF(7.19, 7.19, 7.19); Calibrated: 2011-01-24; Electronics: DAE3 Sn519
Phantom: SAM 1800/1900 MHz; Type: SAM; Serial: TP-1224
Measurement SW: DASY4, V4.7 Build 80; Postprocessing SW: SEMCAD, V1.8 Build 186

Test Date: 2011-09-06; Ambient Temp: 22.1; Tissue Temp: 22.4

2cm space from Body, Rear, PCS1900 GPRS Class 10 Ch. 661, Ant Internal

Area Scan (71x121x1): Measurement grid: dx=15mm, dy=15mm
Zoom Scan (5x5x7)/Cube 0: Measurement grid: dx=8mm, dy=8mm, dz=5mm
Power Drift = 0.157 dB
Peak SAR (extrapolated) = 0.614 W/kg
SAR(1 g) = 0.376 W/kg; SAR(10 g) = 0.222 W/kg



DIGITAL EMC CO., LTD**DUT: LG-T565; Type: Bar**

Communication System: PCS1900; Frequency: 1850.2 MHz; Duty Cycle: 1:2.77
 Medium parameters used: $f = 1850.2 \text{ MHz}$; $\sigma = 1.48 \text{ mho/m}$; $\epsilon_r = 54$; $\rho = 1000 \text{ kg/m}^3$
 Phantom section: Flat Section

DASY4 Configuration:

Probe: EX3DV4 - SN3643; ConvF(7.19, 7.19, 7.19); Calibrated: 2011-01-24; Electronics: DAE3 Sn519
 Phantom: SAM 1800/1900 MHz; Type: SAM; Serial: TP-1224
 Measurement SW: DASY4, V4.7 Build 80; Postprocessing SW: SEMCAD, V1.8 Build 186

Test Date: 2011-09-06; Ambient Temp: 22.1; Tissue Temp: 22.4

2cm space from Body, Rear, PCS1900 GPRS Class 11 Ch. 512, Ant Internal

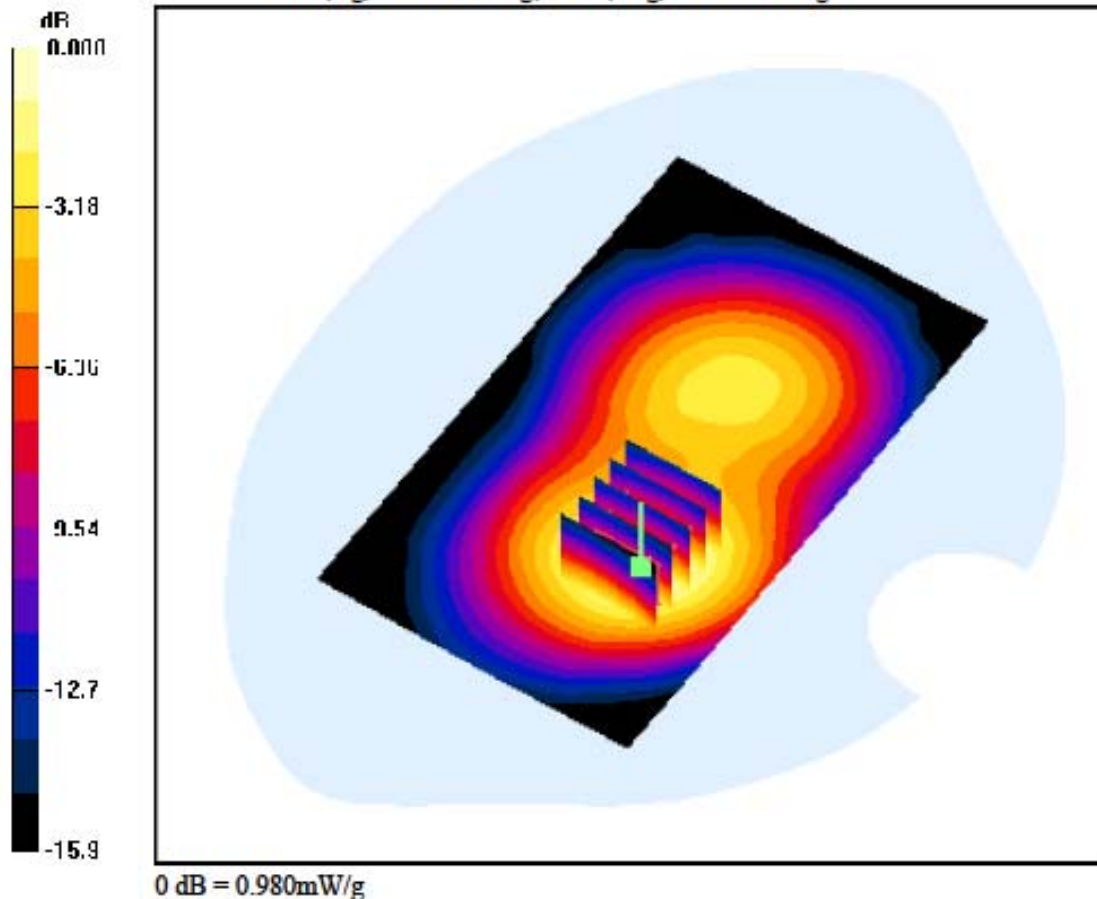
Area Scan (71x121x1): Measurement grid: $dx=15\text{mm}$, $dy=15\text{mm}$

Zoom Scan (5x5x7)/Cube 0: Measurement grid: $dx=8\text{mm}$, $dy=8\text{mm}$, $dz=5\text{mm}$

Power Drift = -0.044 dB

Peak SAR (extrapolated) = 1.26 W/kg

SAR(1 g) = 0.775 W/kg; SAR(10 g) = 0.463 W/kg



DIGITAL EMC CO., LTD**DUT: LG-T565; Type: Bar**

Communication System: PCS1900; Frequency: 1880 MHz; Duty Cycle: 1:2.77
Medium parameters used: $f = 1880$ MHz; $\sigma = 1.5$ mho/m; $\epsilon_r = 54.1$; $\rho = 1000$ kg/m³
Phantom section: Flat Section

DASY4 Configuration:

Probe: EX3DV4 - SN3643; ConvF(7.19, 7.19, 7.19); Calibrated: 2011-01-24; Electronics: DAE3 Sn519
Phantom: SAM 1800/1900 MHz; Type: SAM; Serial: TP-1224
Measurement SW: DASY4, V4.7 Build 80; Postprocessing SW: SEMCAD, V1.8 Build 186

Test Date: 2011-09-06; Ambient Temp: 22.1; Tissue Temp: 22.4

2cm space from Body, Rear, PCS1900 GPRS Class 11 Ch. 661, Ant Internal

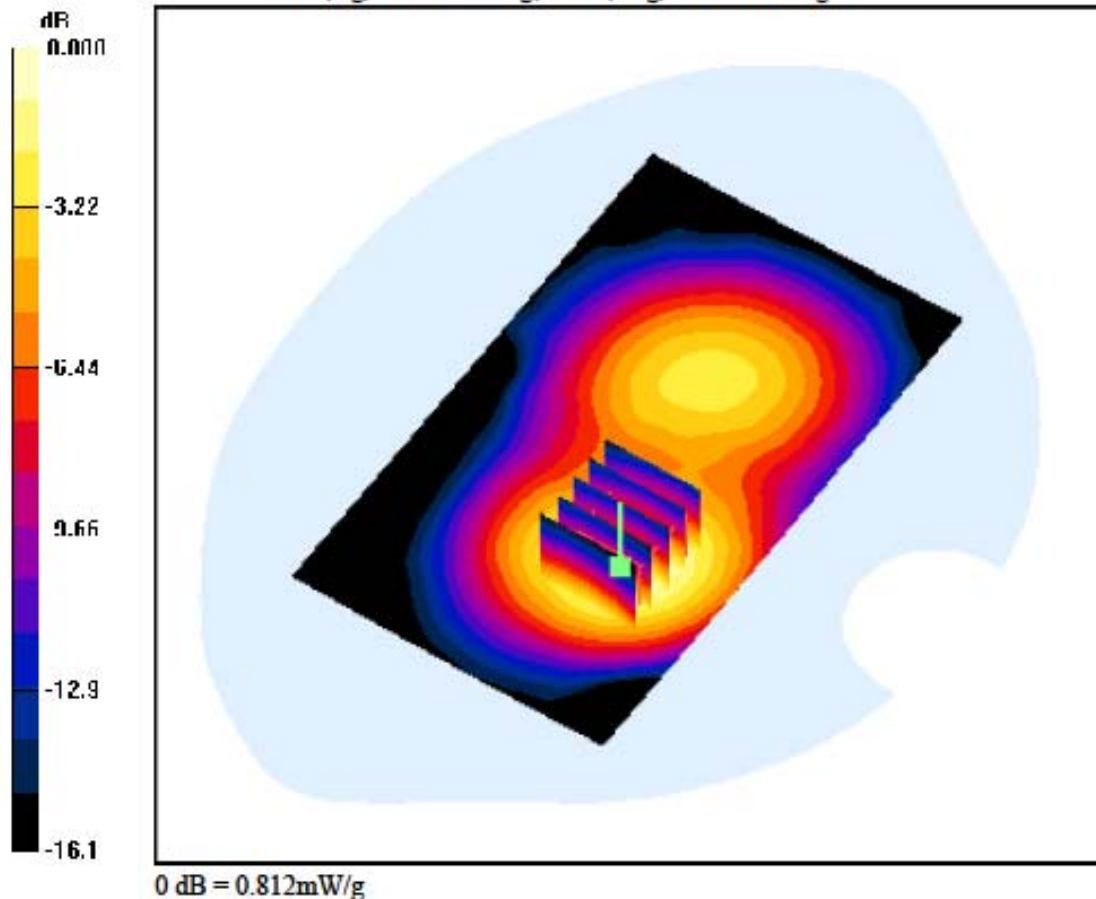
Area Scan (71x121x1): Measurement grid: dx=15mm, dy=15mm

Zoom Scan (5x5x7)/Cube 0: Measurement grid: dx=8mm, dy=8mm, dz=5mm

Power Drift = -0.023 dB

Peak SAR (extrapolated) = 1.06 W/kg

SAR(1 g) = 0.646 W/kg; SAR(10 g) = 0.381 W/kg



DIGITAL EMC CO., LTD**DUT: LG-T565; Type: Bar**

Communication System: PCS1900; Frequency: 1909.8 MHz; Duty Cycle: 1:2.77
 Medium parameters used: $f = 1909.8 \text{ MHz}$; $\sigma = 1.55 \text{ mho/m}$; $\epsilon_r = 54.4$; $\rho = 1000 \text{ kg/m}^3$
 Phantom section: Flat Section

DASY4 Configuration:

Probe: EX3DV4 - SN3643; ConvF(7.19, 7.19, 7.19); Calibrated: 2011-01-24; Electronics: DAE3 Sn519
 Phantom: SAM 1800/1900 MHz; Type: SAM; Serial: TP-1224
 Measurement SW: DASY4, V4.7 Build 80; Postprocessing SW: SEMCAD, V1.8 Build 186

Test Date: 2011-09-06; Ambient Temp: 22.1; Tissue Temp: 22.4

2cm space from Body, Rear, PCS1900 GPRS Class 11 Ch. 810, Ant Internal

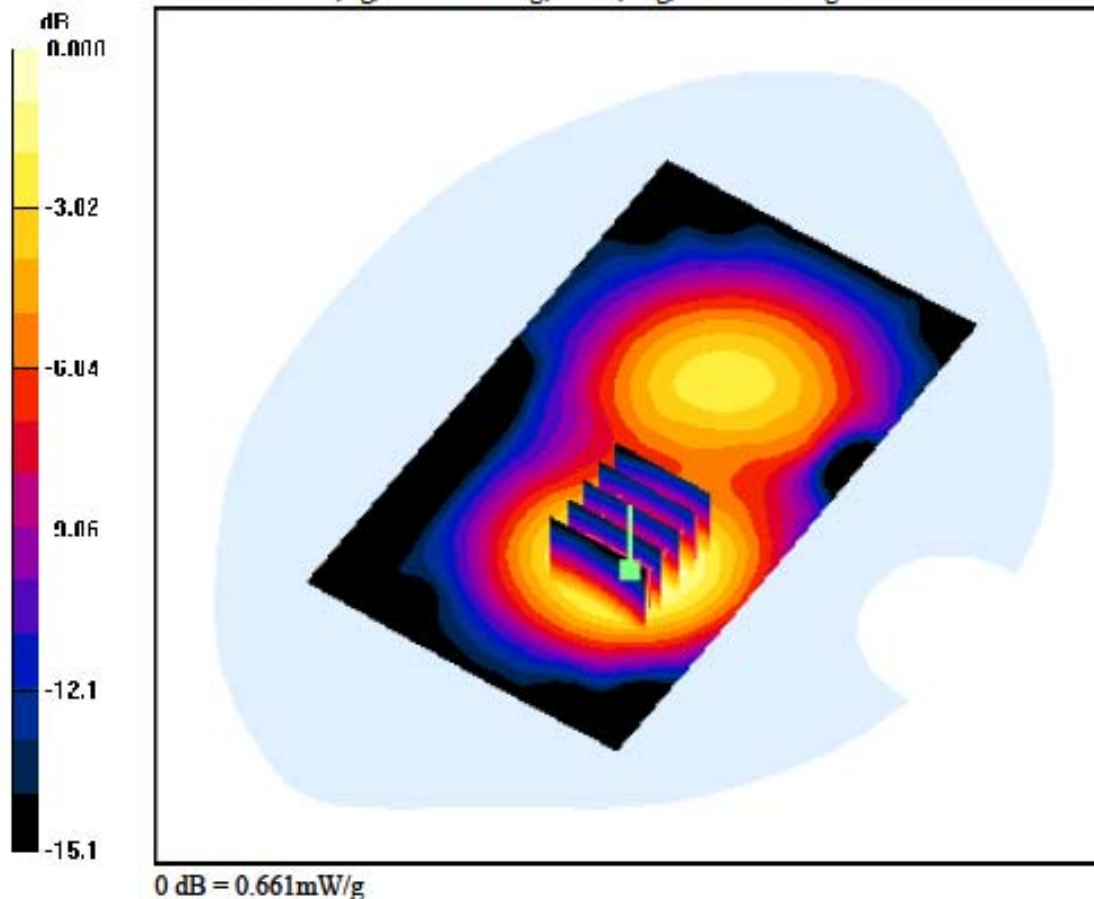
Area Scan (71x121x1): Measurement grid: $dx=15\text{mm}$, $dy=15\text{mm}$

Zoom Scan (5x5x7)/Cube 0: Measurement grid: $dx=8\text{mm}$, $dy=8\text{mm}$, $dz=5\text{mm}$

Power Drift = -0.046 dB

Peak SAR (extrapolated) = 0.864 W/kg

SAR(1 g) = 0.524 W/kg; SAR(10 g) = 0.309 W/kg



DIGITAL EMC CO., LTD**DUT: LG-T565; Type: Bar**

Communication System: PCS1900; Frequency: 1880 MHz; Duty Cycle: 1:2.075
 Medium parameters used: $f = 1880$ MHz; $\sigma = 1.5$ mho/m; $\epsilon_r = 54.1$; $\rho = 1000$ kg/m³
 Phantom section: Flat Section

DASY4 Configuration:

Probe: EX3DV4 - SN3643; ConvF(7.19, 7.19, 7.19); Calibrated: 2011-01-24; Electronics: DAE3 Sn519
 Phantom: SAM 1800/1900 MHz; Type: SAM; Serial: TP-1224
 Measurement SW: DASY4, V4.7 Build 80; Postprocessing SW: SEMCAD, V1.8 Build 186

Test Date: 2011-09-06; Ambient Temp: 22.1; Tissue Temp: 22.4

2cm space from Body, Rear, PCS1900 GPRS Class 12 Ch. 661, Ant Internal

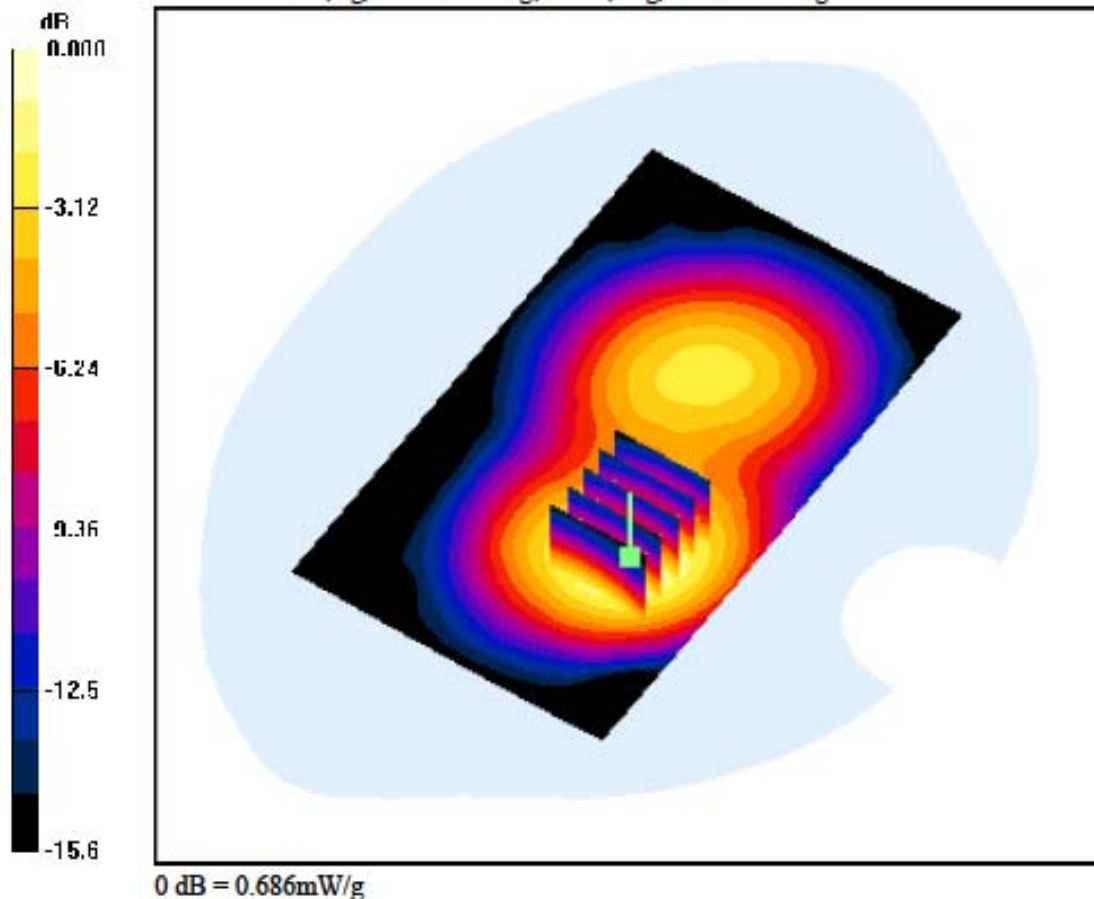
Area Scan (71x121x1): Measurement grid: dx=15mm, dy=15mm

Zoom Scan (5x5x7)/Cube 0: Measurement grid: dx=8mm, dy=8mm, dz=5mm

Power Drift = -0.256 dB

Peak SAR (extrapolated) = 0.890 W/kg

SAR(1 g) = 0.545 W/kg; SAR(10 g) = 0.322 W/kg



DIGITAL EMC CO., LTD**DUT: LG-T565; Type: Bar**

Communication System: W-LAN; Frequency: 2462 MHz; Duty Cycle: 1:1
 Medium parameters used: $f = 2462 \text{ MHz}$; $\sigma = 2 \text{ mho/m}$; $\epsilon_r = 52.1$; $\rho = 1000 \text{ kg/m}^3$
 Phantom section: Flat Section

DASY4 Configuration:

Probe: EX3DV4 - SN3643; ConvF(7.03, 7.03, 7.03); Calibrated: 2011-01-24; Electronics: DAE3 Sn519
 Phantom: SAM 1800/1900 MHz; Type: SAM; Serial: TP-1224
 Measurement SW: DASY4, V4.7 Build 80; Postprocessing SW: SEMCAD, V1.8 Build 186

Test Date: 2011-09-07; Ambient Temp: 22.4; Tissue Temp: 22.7

2cm space from Body, Front, W-LAN(802.11b) Ch. 11, Ant Internal


Area Scan (141x201x1): Measurement grid: $dx=15\text{mm}$, $dy=15\text{mm}$

Zoom Scan (5x5x7)/Cube 0: Measurement grid: $dx=8\text{mm}$, $dy=8\text{mm}$, $dz=5\text{mm}$

Power Drift = 0.358 dB

Peak SAR (extrapolated) = 0.057 W/kg

SAR(1 g) = 0.00207 W/kg; SAR(10 g) = 0.000214 W/kg



DIGITAL EMC CO., LTD**DUT: LG-T565; Type: Bar**

Communication System: W-LAN; Frequency: 2412 MHz; Duty Cycle: 1:1
Medium parameters used: $f = 2412$ MHz; $\sigma = 1.91$ mho/m; $\epsilon_r = 51.9$; $\rho = 1000$ kg/m³
Phantom section: Flat Section

DASY4 Configuration:

Probe: EX3DV4 - SN3643; ConvF(7.03, 7.03, 7.03); Calibrated: 2011-01-24; Electronics: DAE3 Sn519
Phantom: SAM 1800/1900 MHz; Type: SAM; Serial: TP-1224
Measurement SW: DASY4, V4.7 Build 80; Postprocessing SW: SEMCAD, V1.8 Build 186

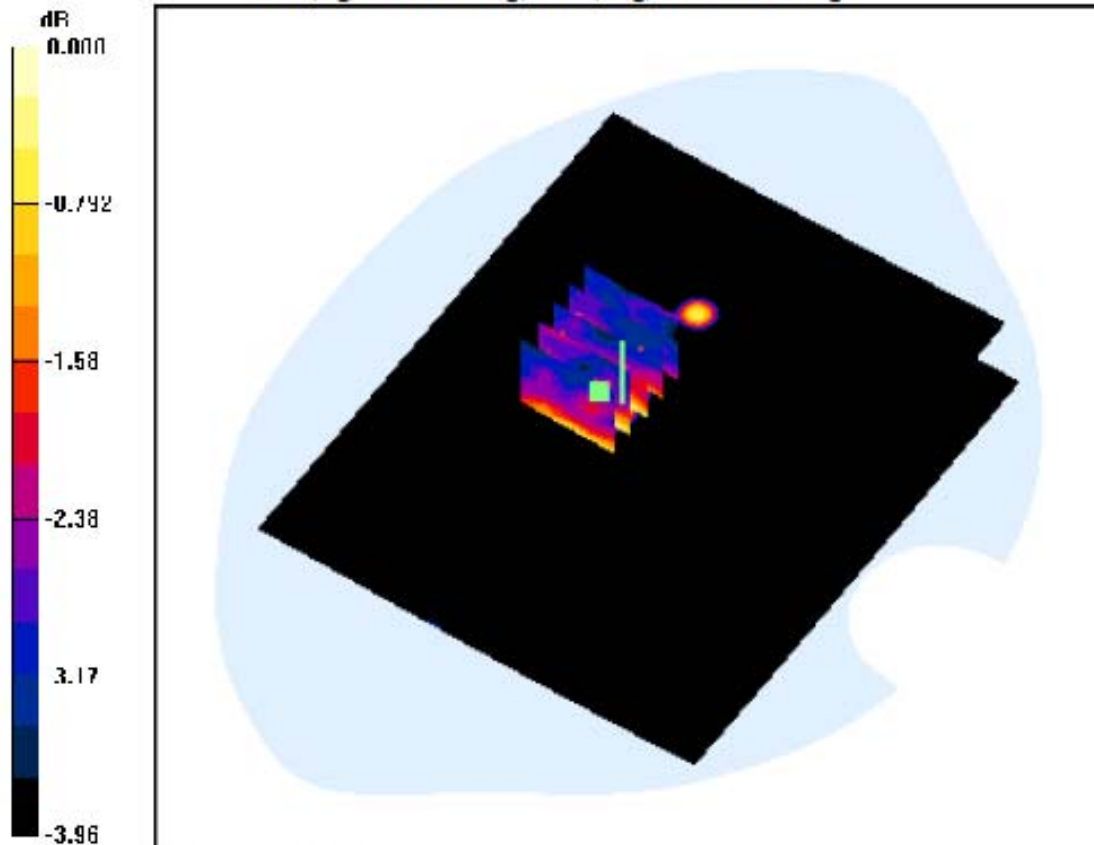
Test Date: 2011-09-07; Ambient Temp: 22.4; Tissue Temp: 22.7

2cm space from Body, Rear, W-LAN(802.11b) Ch. 1, Ant Internal**Area Scan (101x121x1):** Measurement grid: dx=15mm, dy=15mm**Zoom Scan (5x5x7)/Cube 0:** Measurement grid: dx=8mm, dy=8mm, dz=5mm

Power Drift = 0.250 dB

Peak SAR (extrapolated) = 0.062 W/kg

SAR(1 g) = 0.014 W/kg; SAR(10 g) = 0.00554 W/kg



DIGITAL EMC CO., LTD**DUT: LG-T565; Type: Bar**

Communication System: W-LAN; Frequency: 2437 MHz; Duty Cycle: 1:1
Medium parameters used: $f = 2437$ MHz; $\sigma = 1.95$ mho/m; $\epsilon_r = 51.9$; $\rho = 1000$ kg/m³
Phantom section: Flat Section

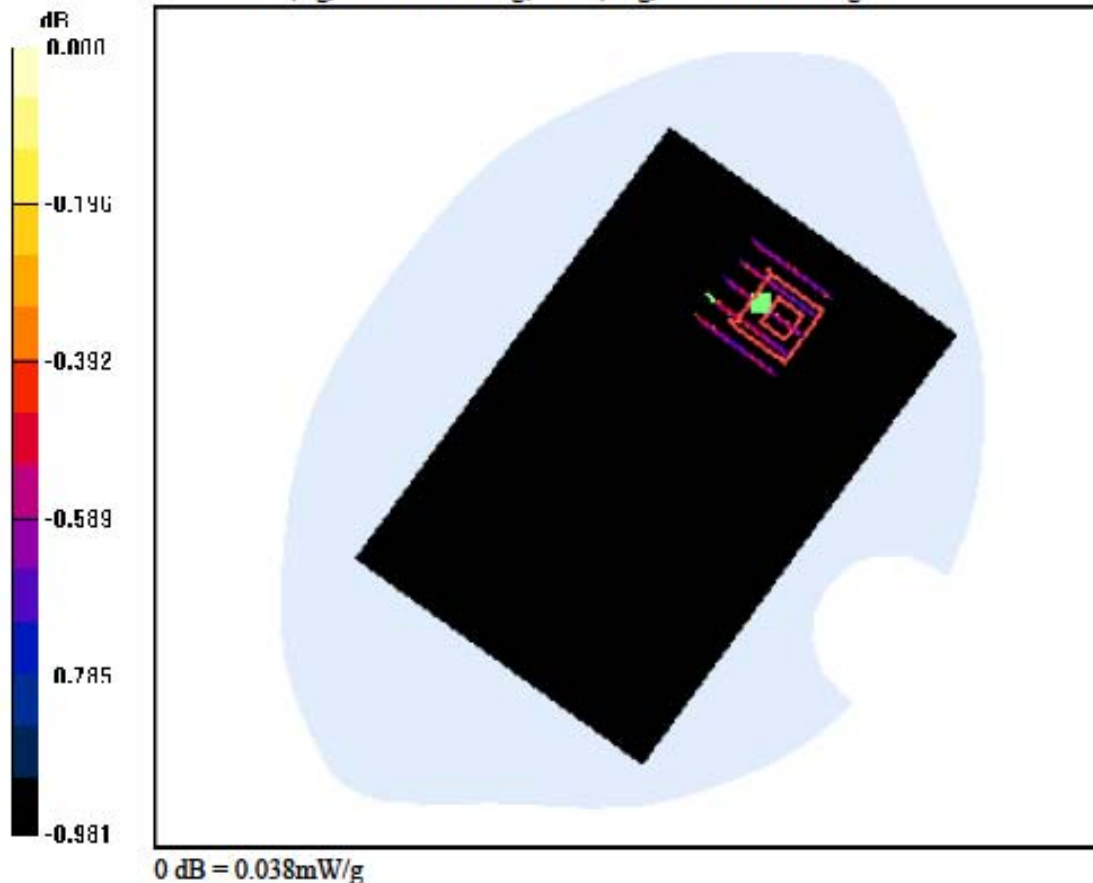
DASY4 Configuration:

Probe: EX3DV4 - SN3643; ConvF(7.03, 7.03, 7.03); Calibrated: 2011-01-24; Electronics: DAE3 Sn519
Phantom: SAM 1800/1900 MHz; Type: SAM; Serial: TP-1224
Measurement SW: DASY4, V4.7 Build 80; Postprocessing SW: SEMCAD, V1.8 Build 186

Test Date: 2011-09-07; Ambient Temp: 22.4; Tissue Temp: 22.7

2cm space from Body, Rear, W-LAN(802.11b) Ch. 6, Ant Internal

Area Scan (81x121x1): Measurement grid: dx=15mm, dy=15mm
Zoom Scan (5x5x7)/Cube 0: Measurement grid: dx=8mm, dy=8mm, dz=5mm
Power Drift = 0.346 dB
Peak SAR (extrapolated) = 0.080 W/kg
SAR(1 g) = 0.00286 W/kg; SAR(10 g) = 0.000296 W/kg



DIGITAL EMC CO., LTD**DUT: LG-T565; Type: Bar**

Communication System: W-LAN; Frequency: 2462 MHz; Duty Cycle: 1:1
Medium parameters used: $f = 2462$ MHz; $\sigma = 2$ mho/m; $\epsilon_r = 52.1$; $\rho = 1000$ kg/m³
Phantom section: Flat Section

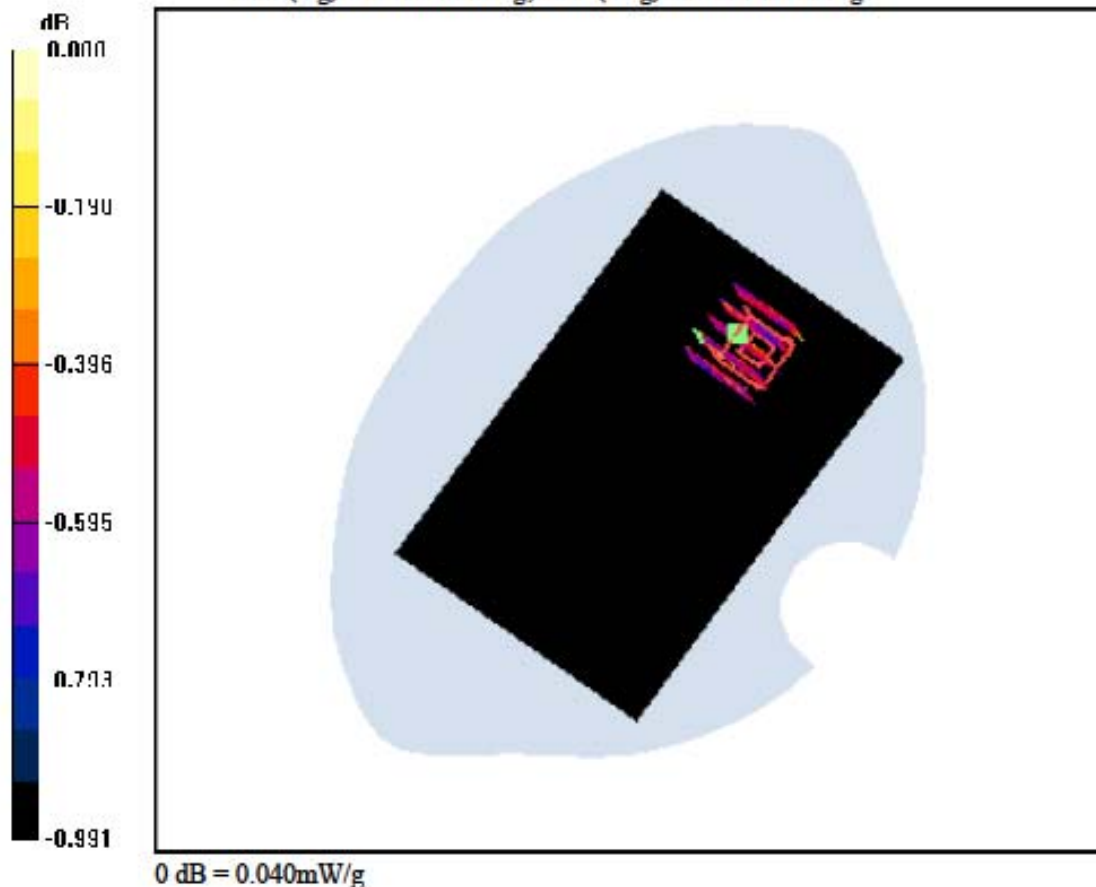
DASY4 Configuration:

Probe: EX3DV4 - SN3643; ConvF(7.03, 7.03, 7.03); Calibrated: 2011-01-24; Electronics: DAE3 Sn519
Phantom: SAM 1800/1900 MHz; Type: SAM; Serial: TP-1224
Measurement SW: DASY4, V4.7 Build 80; Postprocessing SW: SEMCAD, V1.8 Build 186

Test Date: 2011-09-07; Ambient Temp: 22.4; Tissue Temp: 22.7

2cm space from Body, Rear, W-LAN(802.11b) Ch. 11, Ant Internal

Area Scan (81x121x1): Measurement grid: dx=15mm, dy=15mm
Zoom Scan (5x5x7)/Cube 0: Measurement grid: dx=8mm, dy=8mm, dz=5mm
Power Drift = 0.189 dB
Peak SAR (extrapolated) = 0.082 W/kg
SAR(1 g) = 0.00296 W/kg; SAR(10 g) = 0.000306 W/kg



DIGITAL EMC CO., LTD

DUT: LG-T565; Type: Bar

Communication System: GSM 850; Frequency: 848.8 MHz; Duty Cycle: 1:8.3
 Medium parameters used: $f = 848.8 \text{ MHz}$; $\sigma = 0.925 \text{ mho/m}$; $\epsilon_r = 42.4$; $\rho = 1000 \text{ kg/m}^3$
 Phantom section: Right Section

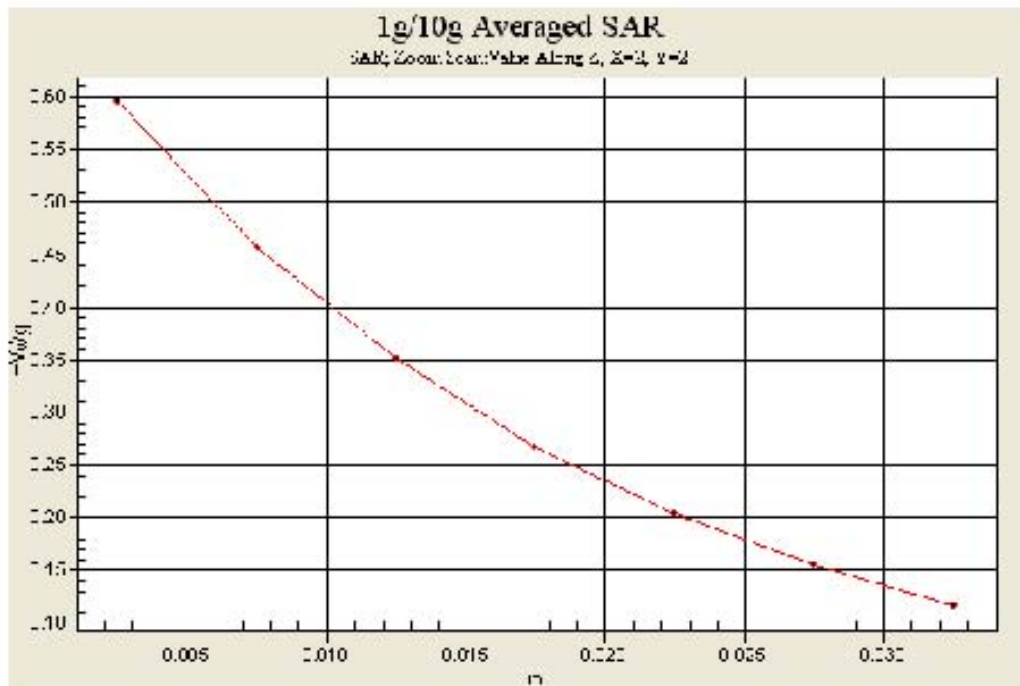
DASY4 Configuration:

Probe: EX3DV4 - SN3643; ConvF(8.96, 8.96, 8.96); Calibrated: 2011-01-24; Electronics: DAE3 Sn519
 Phantom: SAM with 835MHz; Type: SAM; Serial: TP-1223
 Measurement SW: DASY4, V4.7 Build 80; Postprocessing SW: SEMCAD, V1.8 Build 186

Date: 2011-09-05; Ambient Temp: 22.3; Tissue Temp: 22.5

Right Touch, GSM850 Ch. 251, Ant Internal, Standard Battery

Area Scan (81x111x1): Measurement grid: $dx=15\text{mm}$, $dy=15\text{mm}$
Zoom Scan (5x5x7)/Cube 0: Measurement grid: $dx=8\text{mm}$, $dy=8\text{mm}$, $dz=5\text{mm}$
 Power Drift = 0.126 dB
 Peak SAR (extrapolated) = 0.680 W/kg
 SAR(1 g) = 0.523 W/kg; SAR(10 g) = 0.383 W/kg



DIGITAL EMC CO., LTD**DUT: LG-T565; Type: Bar**

Communication System: GSM 850; Frequency: 836.6 MHz; Duty Cycle: 1:2.77
 Medium parameters used: $f = 836.6$ MHz; $\sigma = 0.972$ mho/m; $\epsilon_r = 54.4$; $\rho = 1000$ kg/m³
 Phantom section: Flat Section

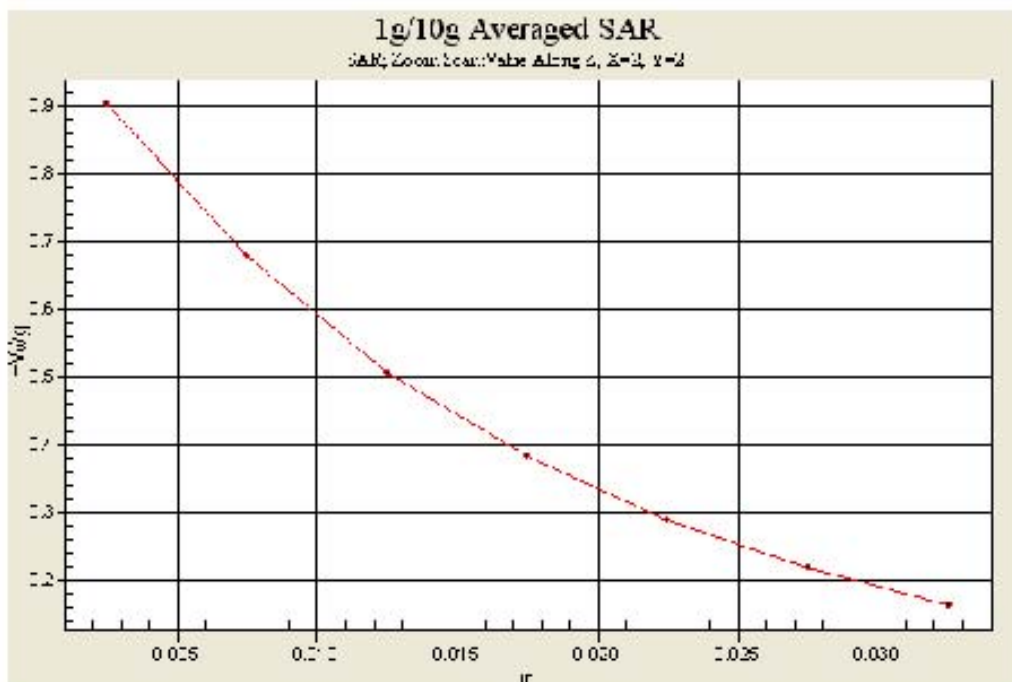
DASY4 Configuration:

Probe: EX3DV4 - SN3643; ConvF(8.97, 8.97, 8.97); Calibrated: 2011-01-24; Electronics: DAE3 Sn519
 Phantom: SAM with 835MHz; Type: SAM; Serial: TP-1223
 Measurement SW: DASY4, V4.7 Build 80; Postprocessing SW: SEMCAD, V1.8 Build 186

Test Date: 2011-09-05; Ambient Temp: 22.3; Tissue Temp: 22.5

2cm space from Body, Rear, GSM850 GPRS Class 11 Ch. 190, Ant Internal

Area Scan (71x121x1): Measurement grid: dx=15mm, dy=15mm
Zoom Scan (5x5x7)/Cube 0: Measurement grid: dx=8mm, dy=8mm, dz=5mm
 Power Drift = 0.051 dB
 Peak SAR (extrapolated) = 1.04 W/kg
 SAR(1 g) = 0.786 W/kg; SAR(10 g) = 0.577 W/kg



DIGITAL EMC CO., LTD**DUT: LG-T565; Type: Bar**

Communication System: PCS1900; Frequency: 1850.2 MHz; Duty Cycle: 1:8.3
 Medium parameters used: $f = 1850.2$ MHz; $\sigma = 1.36$ mho/m; $\epsilon_r = 39.5$; $\rho = 1000$ kg/m³
 Phantom section: Right Section

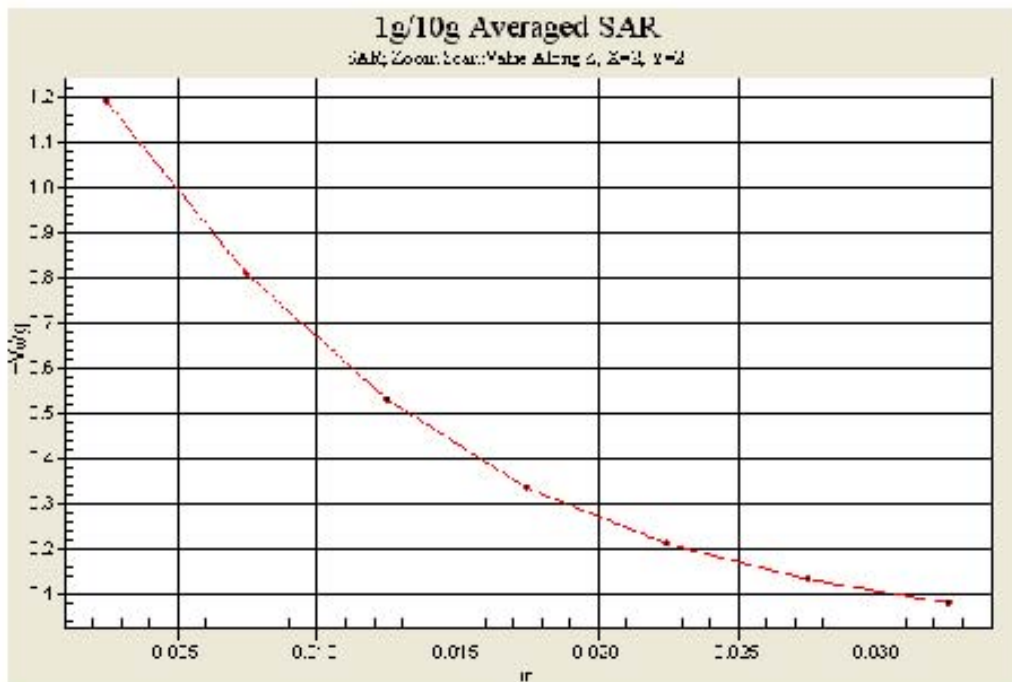
DASY4 Configuration:

Probe: EX3DV4 - SN3643; ConvF(8.26, 8.26, 8.26); Calibrated: 2011-01-24; Electronics: DAE3 Sn519
 Phantom: SAM 1800/1900 MHz; Type: SAM; Serial: TP-1224
 Measurement SW: DASY4, V4.7 Build 80; Postprocessing SW: SEMCAD, V1.8 Build 186

Date: 2011-09-06; Ambient Temp: 22.1; Tissue Temp: 22.4

Right Touch, PCS1900 Ch. 512, Ant Internal, Standard Battery

Area Scan (71x121x1): Measurement grid: dx=15mm, dy=15mm
Zoom Scan (5x5x7)/Cube 0: Measurement grid: dx=8mm, dy=8mm, dz=5mm
 Power Drift = 0.053 dB
 Peak SAR (extrapolated) = 1.43 W/kg
 SAR(1 g) = 0.975 W/kg; SAR(10 g) = 0.601 W/kg



DIGITAL EMC CO., LTD**DUT: LG-T565; Type: Bar**

Communication System: PCS1900; Frequency: 1850.2 MHz; Duty Cycle: 1:2.77
 Medium parameters used: $f = 1850.2 \text{ MHz}$; $\sigma = 1.48 \text{ mho/m}$; $\epsilon_r = 54$; $\rho = 1000 \text{ kg/m}^3$
 Phantom section: Flat Section

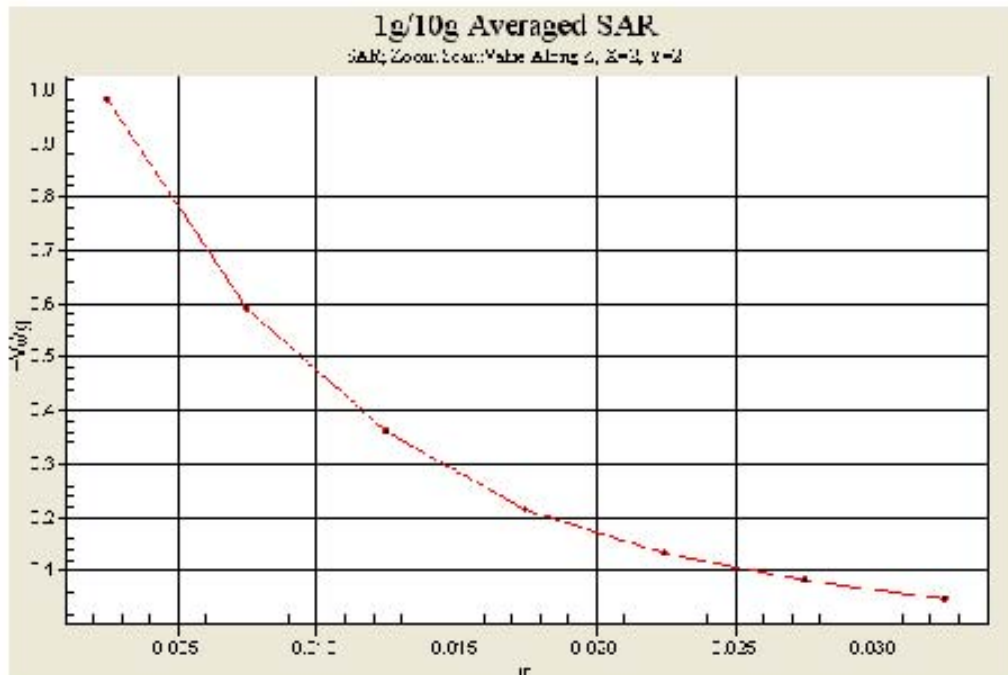
DASY4 Configuration:

Probe: EX3DV4 - SN3643; ConvF(7.19, 7.19, 7.19); Calibrated: 2011-01-24; Electronics: DAE3 Sn519
 Phantom: SAM 1800/1900 MHz; Type: SAM; Serial: TP-1224
 Measurement SW: DASY4, V4.7 Build 80; Postprocessing SW: SEMCAD, V1.8 Build 186

Test Date: 2011-09-06; Ambient Temp: 22.1; Tissue Temp: 22.4

2cm space from Body, Rear, PCS1900 GPRS Class II Ch. 512, Ant Internal

Area Scan (7x12x1): Measurement grid: $dx=15\text{mm}$, $dy=15\text{mm}$
Zoom Scan (5x5x7)/Cube 0: Measurement grid: $dx=8\text{mm}$, $dy=8\text{mm}$, $dz=5\text{mm}$
 Power Drift = -0.044 dB
 Peak SAR (extrapolated) = 1.26 W/kg
 SAR(1 g) = 0.775 W/kg; SAR(10 g) = 0.463 W/kg



DIGITAL EMC CO., LTD**DUT: LG-T565; Type: Bar**

Communication System: W-LAN; Frequency: 2412 MHz; Duty Cycle: 1:1
 Medium parameters used: $f = 2412$ MHz; $\sigma = 1.91$ mho/m; $\epsilon_r = 51.9$; $\rho = 1000$ kg/m³
 Phantom section: Flat Section

DASY4 Configuration:

Probe: EX3DV4 - SN3643; ConvF(7.03, 7.03, 7.03); Calibrated: 2011-01-24; Electronics: DAE3 Sn519
 Phantom: SAM 1800/1900 MHz; Type: SAM; Serial: TP-1224
 Measurement SW: DASY4, V4.7 Build 80; Postprocessing SW: SEMCAD, V1.8 Build 186

Test Date: 2011-09-07; Ambient Temp: 22.4; Tissue Temp: 22.7

2cm space from Body, Rear, W-LAN(802.11b) Ch. 1, Ant Internal

Area Scan (101x121x1): Measurement grid: dx=15mm, dy=15mm
Zoom Scan (5x5x7)/Cube 0: Measurement grid: dx=8mm, dy=8mm, dz=5mm
 Power Drift = 0.250 dB
 Peak SAR (extrapolated) = 0.062 W/kg
 SAR(1 g) = 0.014 W/kg; SAR(10 g) = 0.00554 W/kg

