

## SAR Plots

- Verification Plots
- SAR Test Plots

## DT&C Co., Ltd.

**DUT: Dipole 835 MHz; Type: D835V2; Serial: D835V2 - SN:464**

Communication System: UID 0, CW (0); Frequency: 835 MHz; Duty Cycle: 1:1  
Medium parameters used:  $f = 835$  MHz;  $\sigma = 0.914$  S/m;  $\epsilon_r = 41.995$ ;  $\rho = 1000$  kg/m<sup>3</sup>  
Phantom section: Flat Section

### **DASY5 Configuration:**

Probe: ES3DV3 - SN3328; ConvF(6.35, 6.35, 6.35); Calibrated: 3/21/2018; Electronics: DAE3 Sn520  
Sensor-Surface: 3mm (Mechanical Surface Detection)  
Phantom: SAM with CRP\_2016\_07\_22\_middle; Type: QD000P40CD; Serial: TP:1786  
Measurement SW: DASY52, Version 52.8 (8); SEMCAD X Version 14.6.10 (7331)

Test Date: 2018-07-17; Ambient Temp: 20.3; Tissue Temp: 20.5

### **835 MHz System Head Verification (250 mW)**

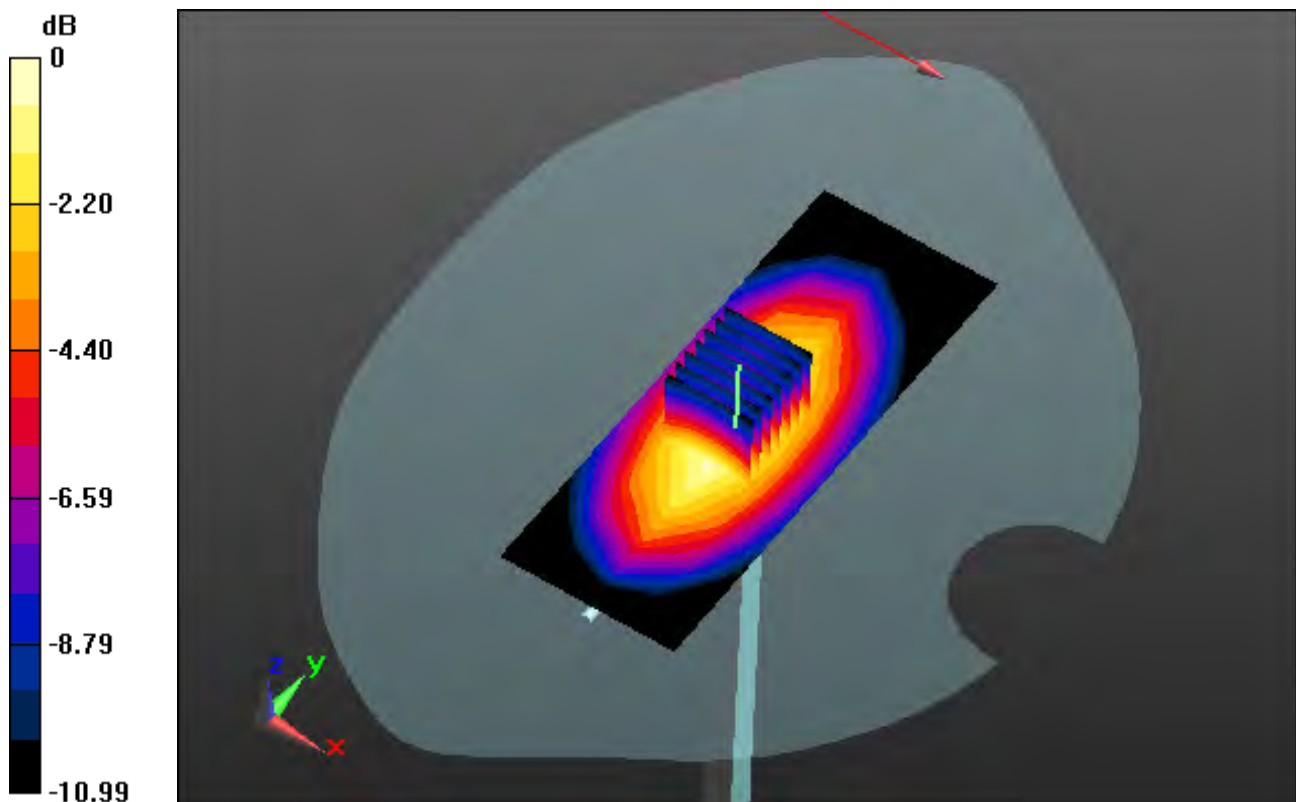
**Area Scan (5x12x1):** Measurement grid: dx=15mm, dy=15mm

**Zoom Scan (7x7x7)/Cube 0:** Measurement grid: dx=5mm, dy=5mm, dz=5mm

Power Drift = 0.04 dB

Peak SAR (extrapolated) = 3.68 W/kg

**SAR(1 g) = 2.42 W/kg; SAR(10 g) = 1.56 W/kg**



0 dB = 2.85 W/kg

## DT&C Co., Ltd.

**DUT: Dipole 835 MHz; Type: D835V2; Serial: D835V2 - SN:464**

Communication System: UID 0, CW (0); Frequency: 835 MHz; Duty Cycle: 1:1  
Medium parameters used:  $f = 835$  MHz;  $\sigma = 1.006$  S/m;  $\epsilon_r = 54.484$ ;  $\rho = 1000$  kg/m<sup>3</sup>  
Phantom section: Flat Section

### **DASY5 Configuration:**

Probe: ES3DV3 - SN3328; ConvF(6.23, 6.23, 6.23); Calibrated: 3/21/2018; Electronics: DAE3 Sn520  
Sensor-Surface: 3mm (Mechanical Surface Detection)  
Phantom: SAM with CRP\_2016\_07\_22\_middle; Type: QD000P40CD; Serial: TP:1786  
Measurement SW: DASY52, Version 52.8 (8); SEMCAD X Version 14.6.10 (7331)

Test Date: 2018-07-17; Ambient Temp: 20.3; Tissue Temp: 20.4

### **835 MHz System Body Verification (250 mW)**

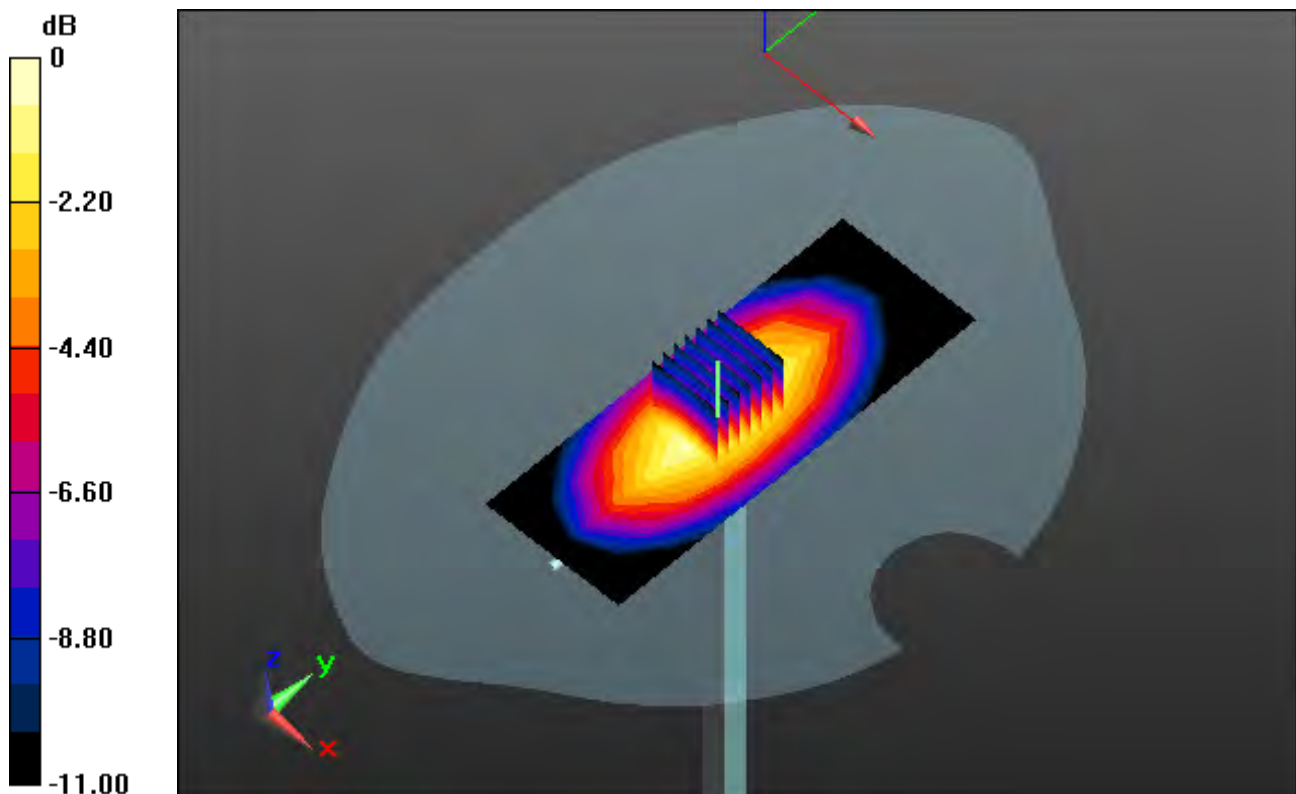
**Area Scan (5x12x1):** Measurement grid: dx=15mm, dy=15mm

**Zoom Scan (7x7x7)/Cube 0:** Measurement grid: dx=5mm, dy=5mm, dz=5mm

Power Drift = 0.07 dB

Peak SAR (extrapolated) = 3.74 W/kg

**SAR(1 g) = 2.49 W/kg; SAR(10 g) = 1.62 W/kg**



0 dB = 3.00 W/kg

## DT&C Co., Ltd.

**DUT: Dipole 1800 MHz; Type: D1800V2; Serial: D1800V2 - SN:2d202**

Communication System: UID 0, CW (0); Frequency: 1800 MHz; Duty Cycle: 1:1  
Medium parameters used:  $f = 1800$  MHz;  $\sigma = 1.384$  S/m;  $\epsilon_r = 38.812$ ;  $\rho = 1000$  kg/m<sup>3</sup>  
Phantom section: Flat Section

### **DASY5 Configuration:**

Probe: ES3DV3 - SN3328; ConvF(5.56, 5.56, 5.56); Calibrated: 3/21/2018; Electronics: DAE3 Sn520  
Sensor-Surface: 3mm (Mechanical Surface Detection)  
Phantom: SAM with CRP\_2016\_07\_22\_middle; Type: QD000P40CD; Serial: TP:1786  
Measurement SW: DASY52, Version 52.8 (8); SEMCAD X Version 14.6.10 (7331)

Test Date: 2018-07-23; Ambient Temp: 20.5; Tissue Temp: 20.8

### **1800 MHz System Head Verification (100 mW)**

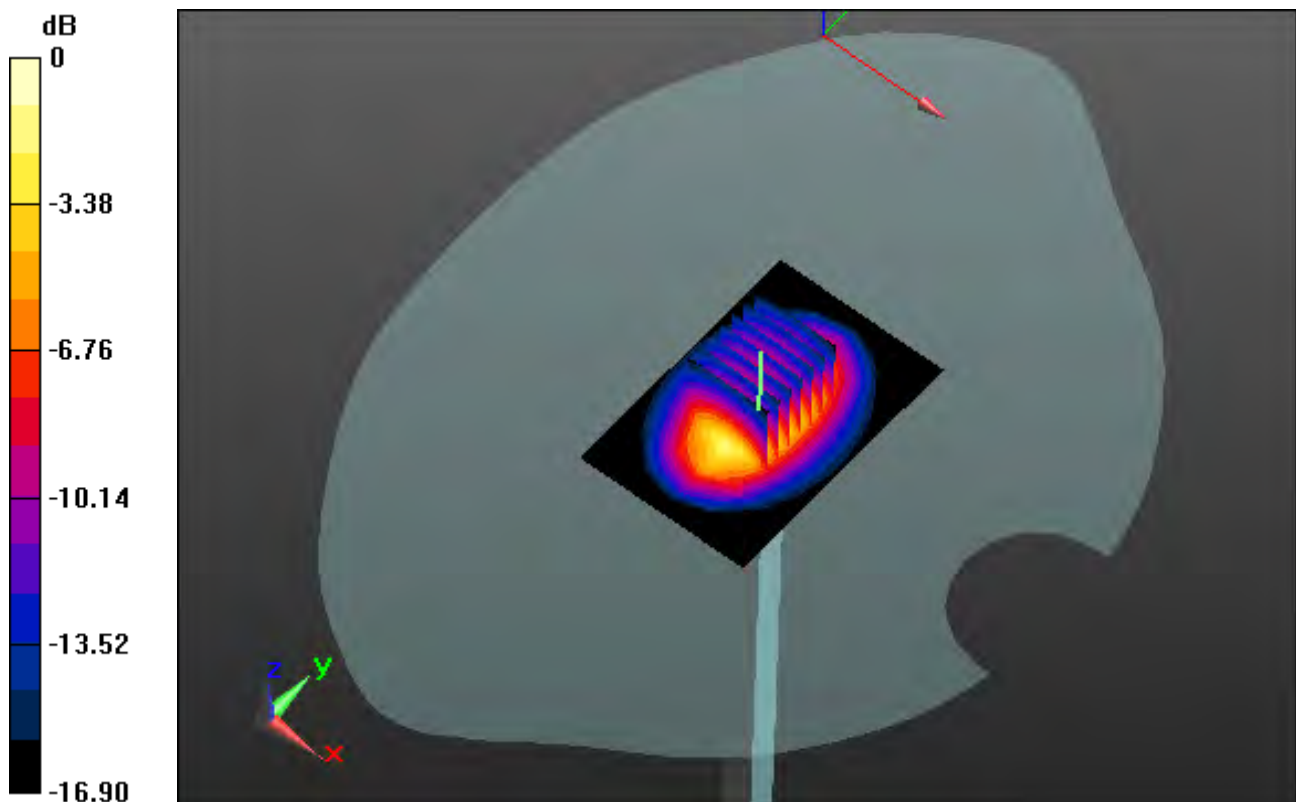
**Area Scan (7x10x1):** Measurement grid: dx=10mm, dy=10mm

**Zoom Scan (7x7x7)/Cube 0:** Measurement grid: dx=5mm, dy=5mm, dz=5mm

Power Drift = 0.04 dB

Peak SAR (extrapolated) = 6.52 W/kg

**SAR(1 g) = 4.1 W/kg; SAR(10 g) = 2.08 W/kg**



0 dB = 5.64 W/kg

## DT&C Co., Ltd.

**DUT: Dipole 1800 MHz; Type: D1800V2; Serial: D1800V2 - SN:2d202**

Communication System: UID 0, CW (0); Frequency: 1800 MHz; Duty Cycle: 1:1  
Medium parameters used:  $f = 1800$  MHz;  $\sigma = 1.519$  S/m;  $\epsilon_r = 52.485$ ;  $\rho = 1000$  kg/m<sup>3</sup>  
Phantom section: Flat Section

### **DASY5 Configuration:**

Probe: ES3DV3 - SN3328; ConvF(5.1, 5.1, 5.1); Calibrated: 3/21/2018; Electronics: DAE3 Sn520  
Sensor-Surface: 3mm (Mechanical Surface Detection)

Phantom: SAM with CRP\_2016\_07\_22\_middle; Type: QD000P40CD; Serial: TP:1786

Measurement SW: DASY52, Version 52.8 (8); SEMCAD X Version 14.6.10 (7331)

Test Date: 2018-07-23; Ambient Temp: 20.5; Tissue Temp: 20.6

### **1800 MHz System Body Verification (100 mW)**

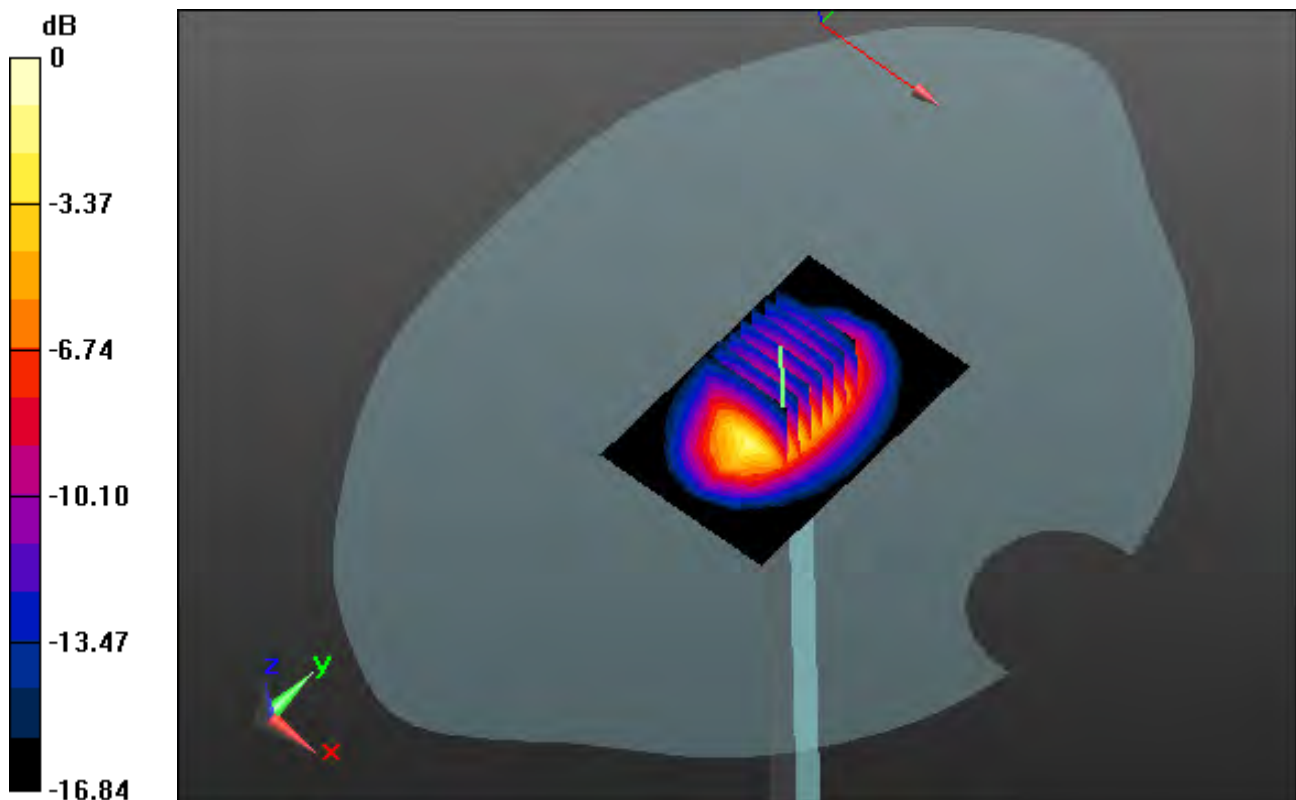
**Area Scan (7x10x1):** Measurement grid: dx=10mm, dy=10mm

**Zoom Scan (7x7x7)/Cube 0:** Measurement grid: dx=5mm, dy=5mm, dz=5mm

Power Drift = 0.07 dB

Peak SAR (extrapolated) = 5.96 W/kg

**SAR(1 g) = 4.07 W/kg; SAR(10 g) = 2.15 W/kg**



0 dB = 5.36 W/kg

## DT&C Co., Ltd.

**DUT: Dipole 1900 MHz; Type: D1900V2; Serial: D1900V2 - SN:5d029**

Communication System: UID 0, CW (0); Frequency: 1900 MHz; Duty Cycle: 1:1  
Medium parameters used:  $f = 1900$  MHz;  $\sigma = 1.44$  S/m;  $\epsilon_r = 39.321$ ;  $\rho = 1000$  kg/m<sup>3</sup>  
Phantom section: Flat Section

### **DASY5 Configuration:**

Probe: ES3DV3 - SN3328; ConvF(5.26, 5.26, 5.26); Calibrated: 3/21/2018; Electronics: DAE3 Sn520  
Sensor-Surface: 3mm (Mechanical Surface Detection)  
Phantom: SAM with CRP\_2016\_07\_22\_middle; Type: QD000P40CD; Serial: TP:1786  
Measurement SW: DASY52, Version 52.8 (8); SEMCAD X Version 14.6.10 (7331)

Test Date: 2018-07-18; Ambient Temp: 20.1; Tissue Temp: 20.3

### **1900 MHz System Head Verification (100 mW)**

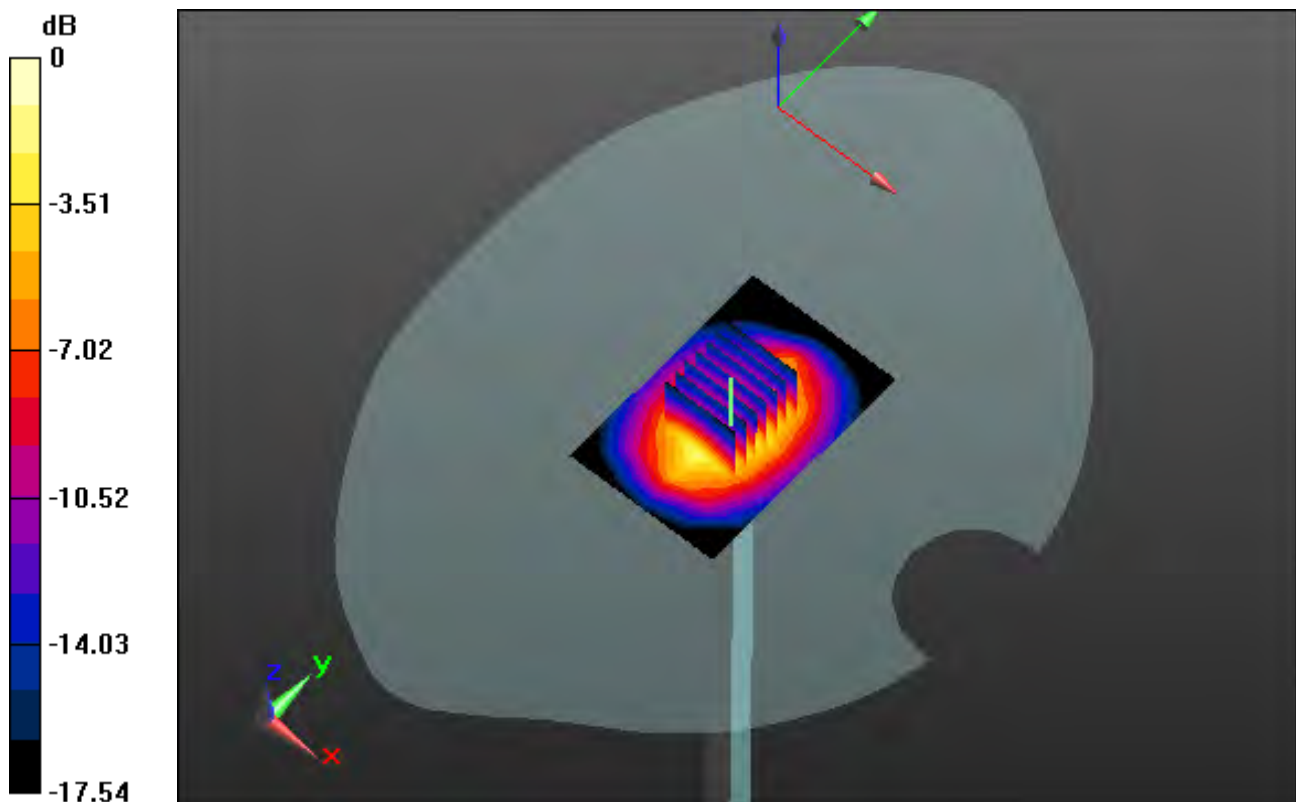
**Area Scan (7x10x1):** Measurement grid: dx=10mm, dy=10mm

**Zoom Scan (7x7x7)/Cube 0:** Measurement grid: dx=5mm, dy=5mm, dz=5mm

Power Drift = 0.00 dB

Peak SAR (extrapolated) = 6.4 W/kg

**SAR(1 g) = 4.14 W/kg; SAR(10 g) = 2.16 W/kg**



0 dB = 5.86 W/kg

## DT&C Co., Ltd.

**DUT: Dipole 1900 MHz; Type: D1900V2; Serial: D1900V2 - SN:5d029**

Communication System: UID 0, CW (0); Frequency: 1900 MHz; Duty Cycle: 1:1  
Medium parameters used:  $f = 1900$  MHz;  $\sigma = 1.506$  S/m;  $\epsilon_r = 51.568$ ;  $\rho = 1000$  kg/m<sup>3</sup>  
Phantom section: Flat Section

### **DASY5 Configuration:**

Probe: ES3DV3 - SN3328; ConvF(4.88, 4.88, 4.88); Calibrated: 3/21/2018; Electronics: DAE3 Sn520  
Sensor-Surface: 3mm (Mechanical Surface Detection)  
Phantom: SAM with CRP\_2016\_07\_22\_middle; Type: QD000P40CD; Serial: TP:1786  
Measurement SW: DASY52, Version 52.8 (8); SEMCAD X Version 14.6.10 (7331)

Test Date: 2018-07-18; Ambient Temp: 20.1; Tissue Temp: 20.5

### **1900 MHz System Body Verification (100 mW)**

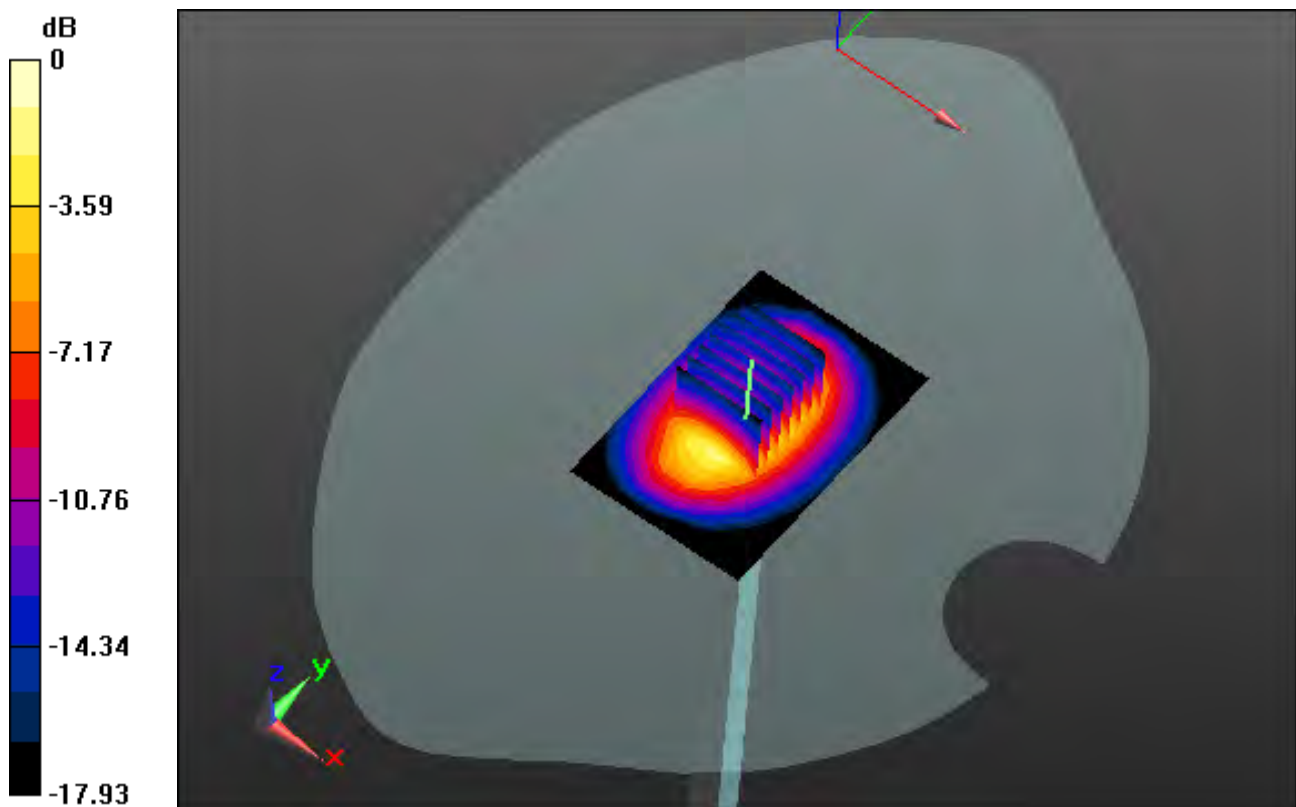
**Area Scan (7x10x1):** Measurement grid: dx=10mm, dy=10mm

**Zoom Scan (7x7x7)/Cube 0:** Measurement grid: dx=5mm, dy=5mm, dz=5mm

Power Drift = 0.02 dB

Peak SAR (extrapolated) = 7.01 W/kg

**SAR(1 g) = 4.17 W/kg; SAR(10 g) = 2.21 W/kg**



0 dB = 5.09 W/kg

## DT&C Co., Ltd.

**DUT: Dipole 1900 MHz; Type: D1900V2; Serial: D1900V2 - SN:5d029**

Communication System: UID 0, CW (0); Frequency: 1900 MHz; Duty Cycle: 1:1  
Medium parameters used:  $f = 1900$  MHz;  $\sigma = 1.441$  S/m;  $\epsilon_r = 39.379$ ;  $\rho = 1000$  kg/m<sup>3</sup>  
Phantom section: Flat Section

### **DASY5 Configuration:**

Probe: ES3DV3 - SN3328; ConvF(5.26, 5.26, 5.26); Calibrated: 3/21/2018; Electronics: DAE3 Sn520  
Sensor-Surface: 3mm (Mechanical Surface Detection)  
Phantom: SAM with CRP\_2016\_07\_22\_middle; Type: QD000P40CD; Serial: TP:1786  
Measurement SW: DASY52, Version 52.8 (8); SEMCAD X Version 14.6.10 (7331)

Test Date: 2018-07-20; Ambient Temp: 20.2; Tissue Temp: 20.4

### **1900 MHz System Head Verification (100 mW)**

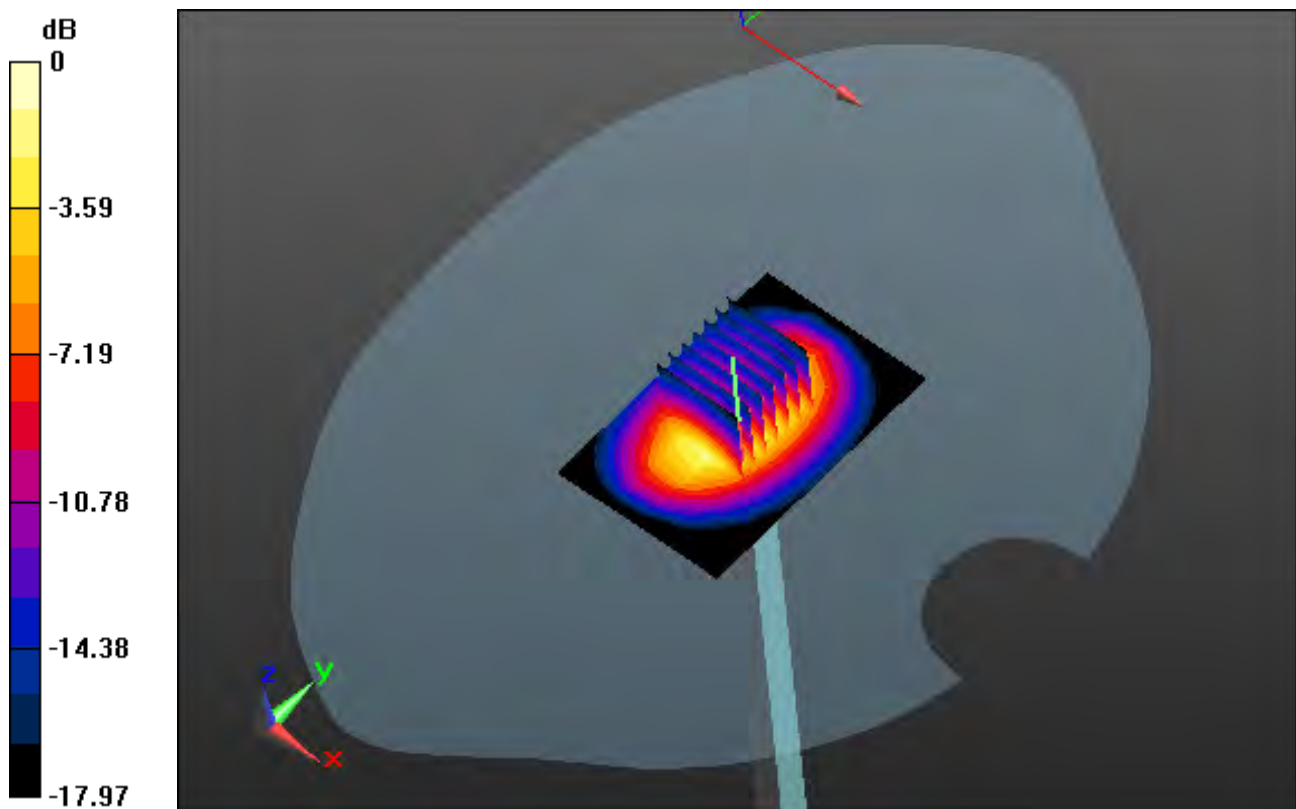
**Area Scan (7x10x1):** Measurement grid: dx=10mm, dy=10mm

**Zoom Scan (7x7x7)/Cube 0:** Measurement grid: dx=5mm, dy=5mm, dz=5mm

Power Drift = 0.02 dB

Peak SAR (extrapolated) = 7.24 W/kg

**SAR(1 g) = 4.07 W/kg; SAR(10 g) = 2.14 W/kg**



0 dB = 5.17 W/kg



## DT&C Co., Ltd.

**DUT: Dipole 1900 MHz; Type: D1900V2; Serial: D1900V2 - SN:5d029**

Communication System: UID 0, CW (0); Frequency: 1900 MHz; Duty Cycle: 1:1  
Medium parameters used:  $f = 1900$  MHz;  $\sigma = 1.504$  S/m;  $\epsilon_r = 51.488$ ;  $\rho = 1000$  kg/m<sup>3</sup>  
Phantom section: Flat Section

### **DASY5 Configuration:**

Probe: ES3DV3 - SN3328; ConvF(4.88, 4.88, 4.88); Calibrated: 3/21/2018; Electronics: DAE3 Sn520  
Sensor-Surface: 3mm (Mechanical Surface Detection)  
Phantom: SAM with CRP\_2016\_07\_22\_middle; Type: QD000P40CD; Serial: TP:1786  
Measurement SW: DASY52, Version 52.8 (8); SEMCAD X Version 14.6.10 (7331)

Test Date: 2018-07-20; Ambient Temp: 20.2; Tissue Temp: 20.5

### **1900 MHz System Body Verification (100 mW)**

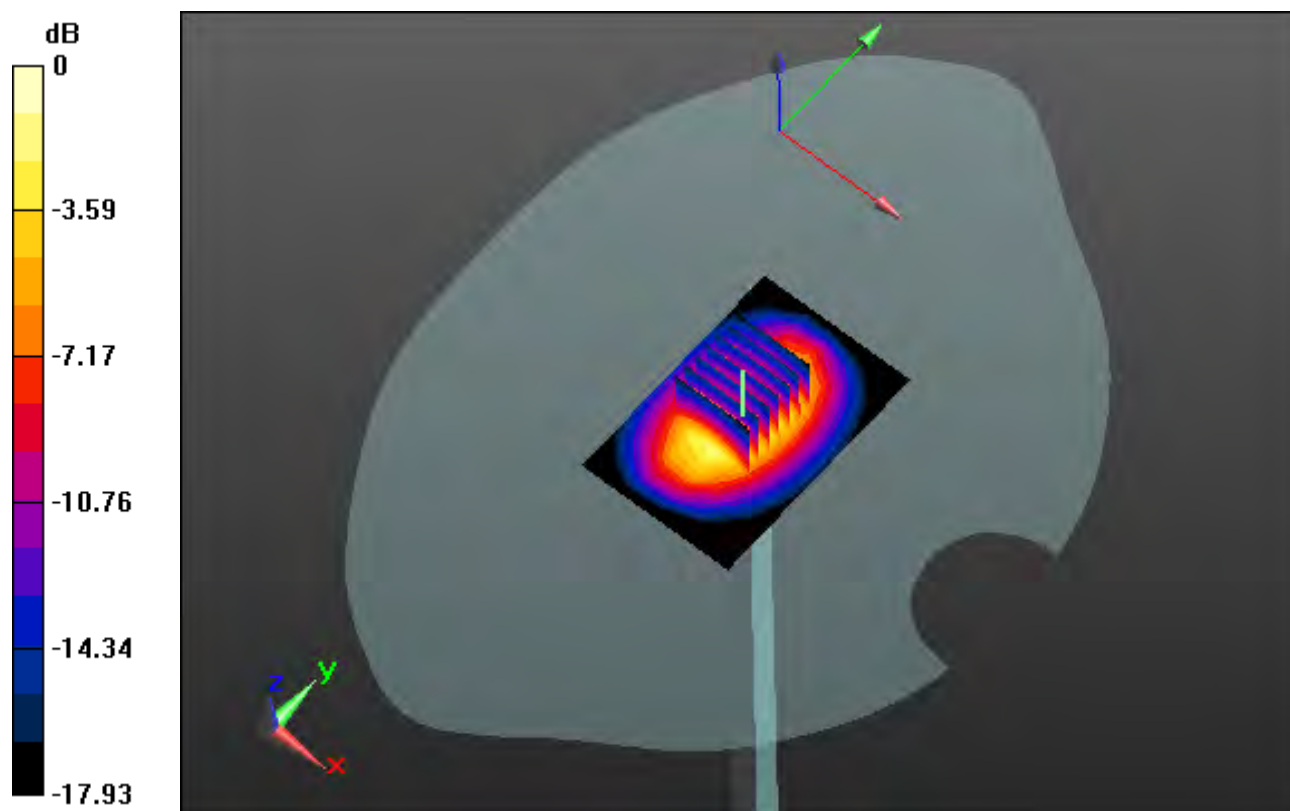
**Area Scan (7x10x1):** Measurement grid: dx=10mm, dy=10mm

**Zoom Scan (7x7x7)/Cube 0:** Measurement grid: dx=5mm, dy=5mm, dz=5mm

Power Drift = 0.12 dB

Peak SAR (extrapolated) = 7.10 W/kg

**SAR(1 g) = 4.06 W/kg; SAR(10 g) = 2.11 W/kg**



0 dB = 5.18 W/kg

## DT&C Co., Ltd.

**DUT: Dipole 1900 MHz; Type: D1900V2; Serial: D1900V2 - SN:5d029**

Communication System: UID 0, CW (0); Frequency: 1900 MHz; Duty Cycle: 1:1  
Medium parameters used:  $f = 1900$  MHz;  $\sigma = 1.44$  S/m;  $\epsilon_r = 39.407$ ;  $\rho = 1000$  kg/m<sup>3</sup>  
Phantom section: Flat Section

### **DASY5 Configuration:**

Probe: ES3DV3 - SN3328; ConvF(5.26, 5.26, 5.26); Calibrated: 3/21/2018; Electronics: DAE3 Sn520  
Sensor-Surface: 3mm (Mechanical Surface Detection)  
Phantom: SAM with CRP\_2016\_07\_22\_middle; Type: QD000P40CD; Serial: TP:1786  
Measurement SW: DASY52, Version 52.8 (8); SEMCAD X Version 14.6.10 (7331)

Test Date: 2018-07-19; Ambient Temp: 20.3; Tissue Temp: 20.4

### **1900 MHz System Head Verification (100 mW)**

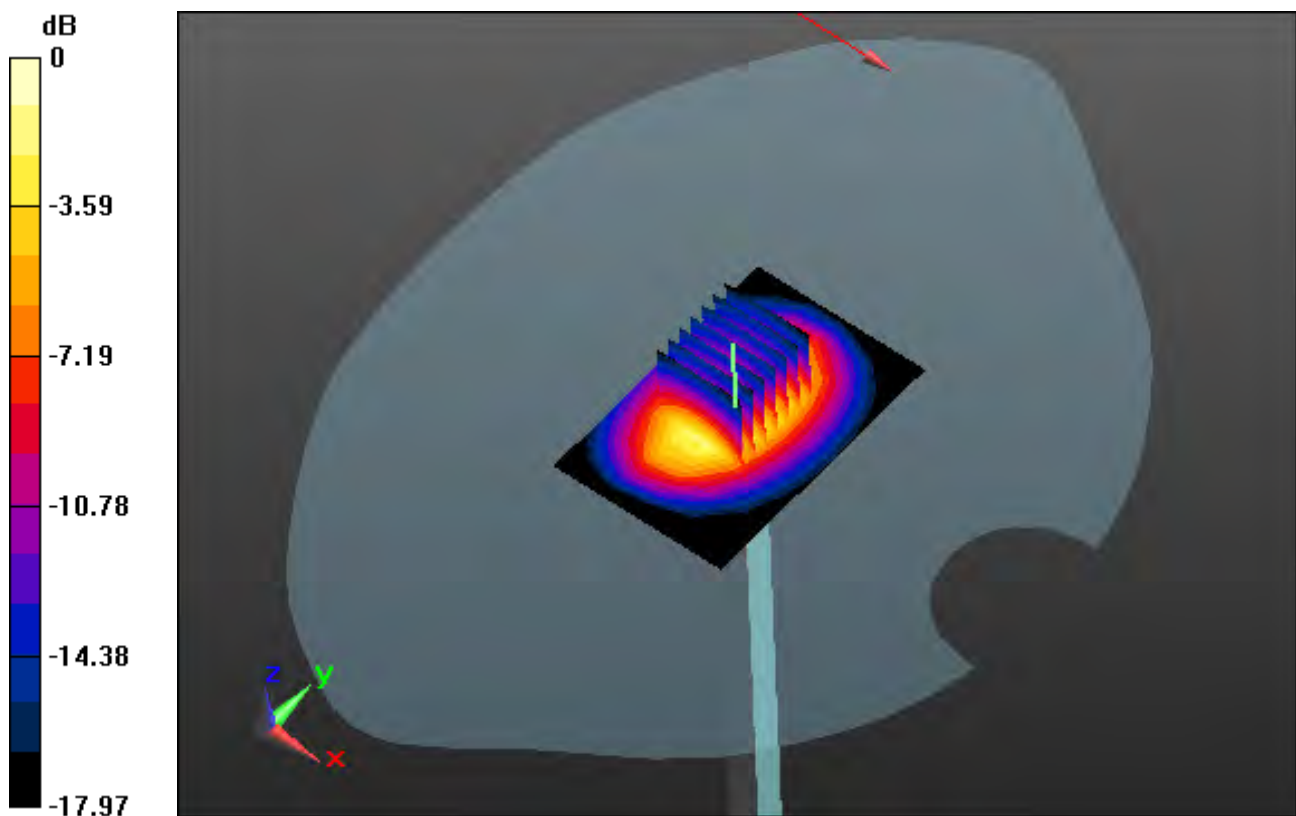
**Area Scan (7x10x1):** Measurement grid: dx=10mm, dy=10mm

**Zoom Scan (7x7x7)/Cube 0:** Measurement grid: dx=5mm, dy=5mm, dz=5mm

Power Drift = 0.05 dB

Peak SAR (extrapolated) = 7.43 W/kg

**SAR(1 g) = 4.15 W/kg; SAR(10 g) = 2.13 W/kg**



0 dB = 5.06 W/kg

## DT&C Co., Ltd.

**DUT: Dipole 1900 MHz; Type: D1900V2; Serial: D1900V2 - SN:5d029**

Communication System: UID 0, CW (0); Frequency: 1900 MHz; Duty Cycle: 1:1  
Medium parameters used:  $f = 1900$  MHz;  $\sigma = 1.581$  S/m;  $\epsilon_r = 51.559$ ;  $\rho = 1000$  kg/m<sup>3</sup>  
Phantom section: Flat Section

### **DASY5 Configuration:**

Probe: ES3DV3 - SN3328; ConvF(4.88, 4.88, 4.88); Calibrated: 3/21/2018; Electronics: DAE3 Sn520  
Sensor-Surface: 3mm (Mechanical Surface Detection)  
Phantom: SAM with CRP\_2016\_07\_22\_middle; Type: QD000P40CD; Serial: TP:1786  
Measurement SW: DASY52, Version 52.8 (8); SEMCAD X Version 14.6.10 (7331)

Test Date: 2018-07-19; Ambient Temp: 20.3; Tissue Temp: 20.5

### **1900 MHz System Body Verification (100 mW)**

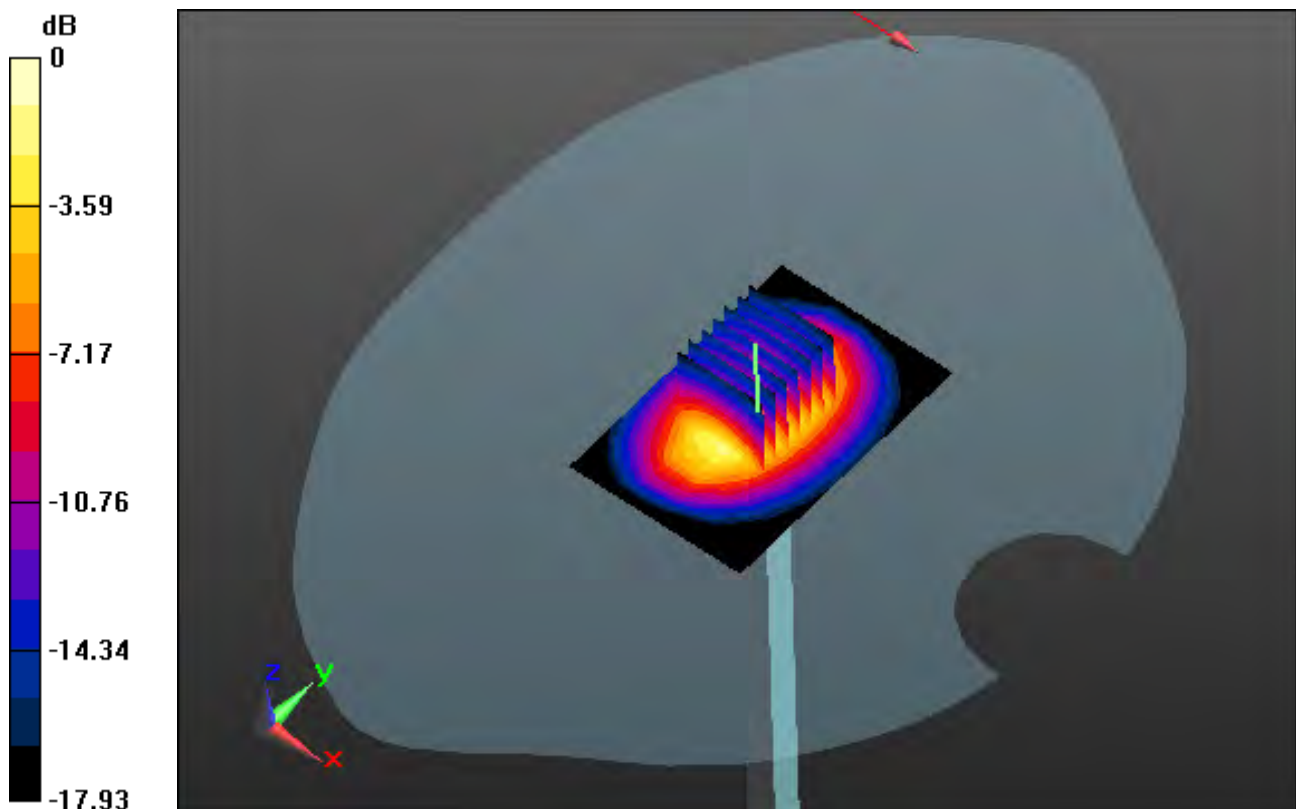
**Area Scan (7x10x1):** Measurement grid: dx=10mm, dy=10mm

**Zoom Scan (7x7x7)/Cube 0:** Measurement grid: dx=5mm, dy=5mm, dz=5mm

Power Drift = -0.03 dB

Peak SAR (extrapolated) = 6.83 W/kg

**SAR(1 g) = 4.01 W/kg; SAR(10 g) = 2.04 W/kg**



0 dB = 5.29 W/kg

## DT&C Co., Ltd.

**DUT: Dipole 2450 MHz; Type: D2450V2; Serial: D2450V2 - SN:726**

Communication System: UID 0, CW (0); Frequency: 2450 MHz; Duty Cycle: 1:1  
Medium parameters used:  $f = 2450$  MHz;  $\sigma = 1.82$  S/m;  $\epsilon_r = 39.128$ ;  $\rho = 1000$  kg/m<sup>3</sup>  
Phantom section: Flat Section

### **DASY5 Configuration:**

Probe: EX3DV4 - SN3866; ConvF(7.45, 7.45, 7.45); Calibrated: 5/31/2018; Electronics: DAE4 Sn1394  
Sensor-Surface: 2mm (Mechanical Surface Detection)

Phantom: SAM-twin middle\_2013\_09\_24; Type: QD000P40CD; Serial: 1782  
Measurement SW: DASY52, Version 52.8 (8); SEMCAD X Version 14.6.10 (7331)

Test Date: 2018-07-23; Ambient Temp: 21.1; Tissue Temp: 21.0

### **2450 MHz System Head Verification (100 mW)**

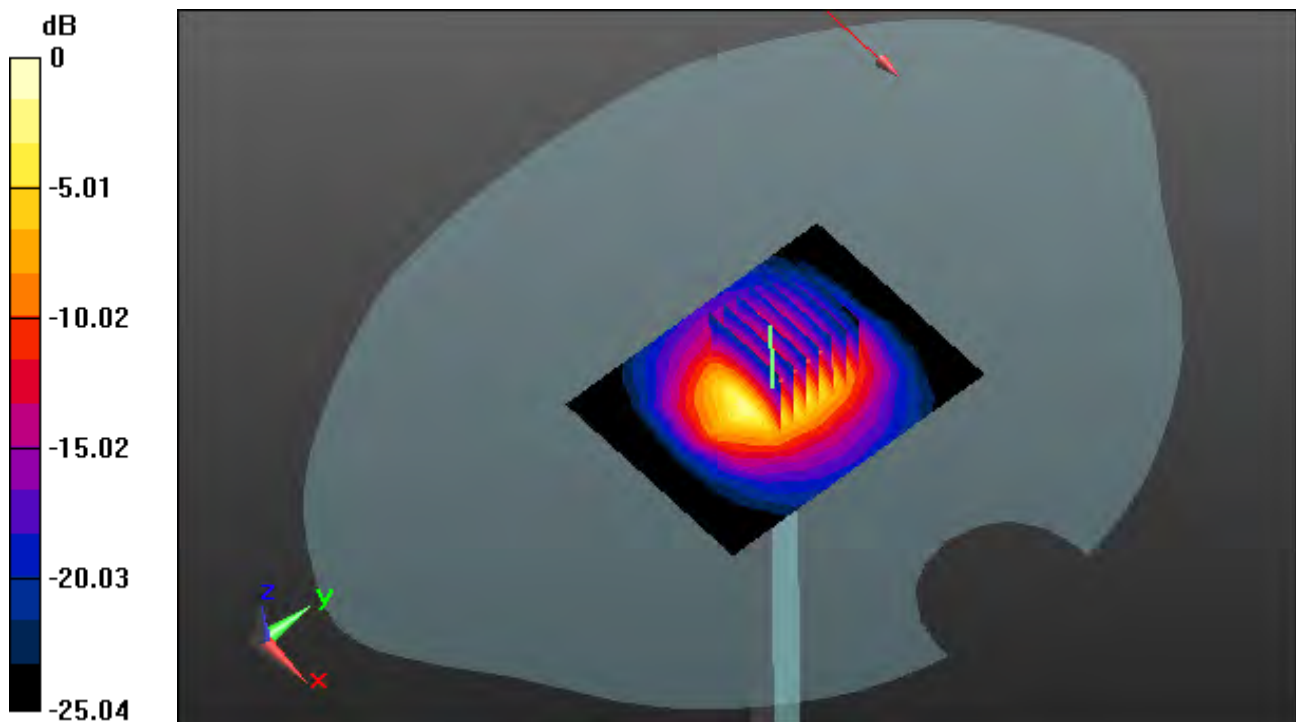
**Area Scan (7x9x1):** Measurement grid: dx=12mm, dy=12mm

**Zoom Scan (7x7x7)/Cube 0:** Measurement grid: dx=5mm, dy=5mm, dz=5mm

Power Drift = -0.18 dB

Peak SAR (extrapolated) = 11.2 W/kg

**SAR(1 g) = 5.14 W/kg; SAR(10 g) = 2.49 W/kg**



## DT&C Co., Ltd.

**DUT: Dipole 2450 MHz; Type: D2450V2; Serial: D2450V2 - SN:726**

Communication System: UID 0, CW (0); Frequency: 2450 MHz; Duty Cycle: 1:1  
Medium parameters used:  $f = 2450$  MHz;  $\sigma = 1.943$  S/m;  $\epsilon_r = 52.593$ ;  $\rho = 1000$  kg/m<sup>3</sup>  
Phantom section: Flat Section

### **DASY5 Configuration:**

Probe: EX3DV4 - SN3866; ConvF(7.4, 7.4, 7.4); Calibrated: 5/31/2018; Electronics: DAE4 Sn1394  
Sensor-Surface: 2mm (Mechanical Surface Detection)

Phantom: SAM-twin middle\_2013\_09\_24; Type: QD000P40CD; Serial: 1782  
Measurement SW: DASY52, Version 52.8 (8); SEMCAD X Version 14.6.10 (7331)

Test Date: 2018-07-23; Ambient Temp: 21.1; Tissue Temp: 21.3

### **2450 MHz System Body Verification (100 mW)**

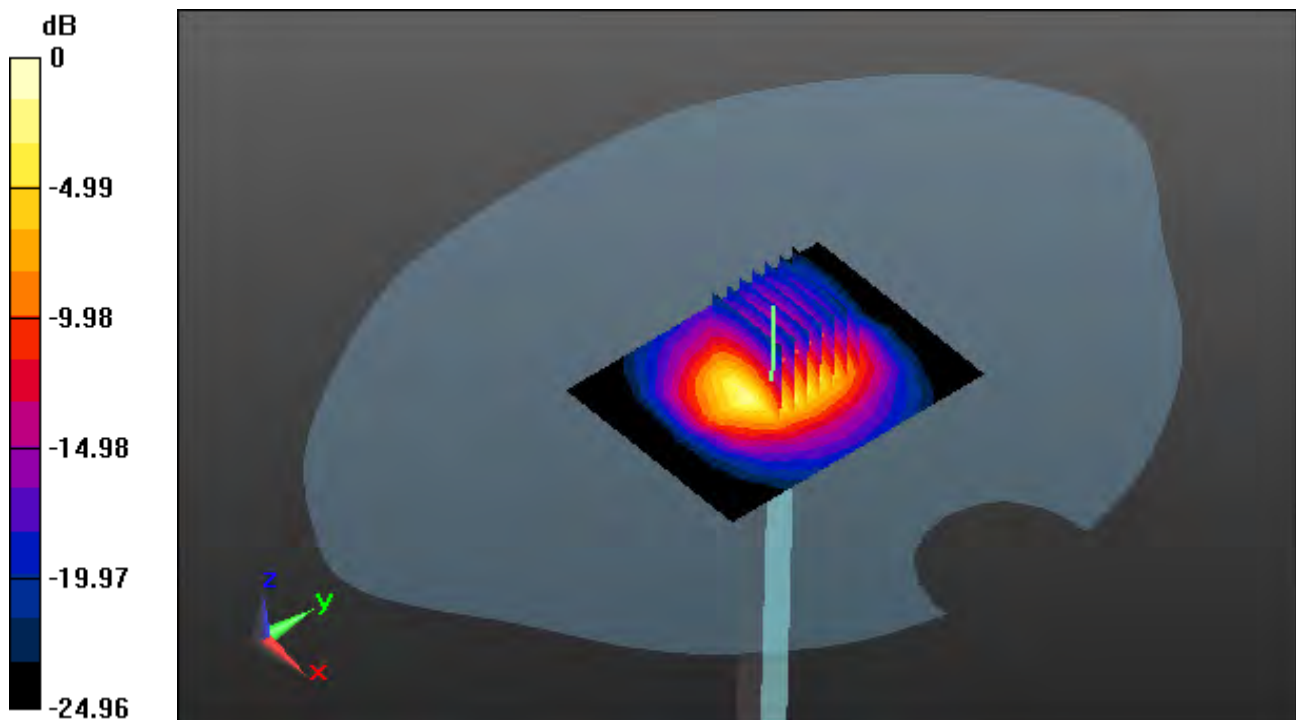
**Area Scan (7x9x1):** Measurement grid: dx=12mm, dy=12mm

**Zoom Scan (7x7x7)/Cube 0:** Measurement grid: dx=5mm, dy=5mm, dz=5mm

Power Drift = -0.09 dB

Peak SAR (extrapolated) = 9.88 W/kg

**SAR(1 g) = 4.96 W/kg; SAR(10 g) = 2.32 W/kg**



0 dB = 9.34 W/kg

## DT&C Co., Ltd.

**DUT: Dipole 5000 MHz; Type: D5GHzV2; Serial: D5GHzV2 - SN:1212**

Communication System: UID 0, CW (0); Frequency: 5200 MHz; Duty Cycle: 1:1  
Medium parameters used:  $f = 5200$  MHz;  $\sigma = 5.279$  S/m;  $\epsilon_r = 48.482$ ;  $\rho = 1000$  kg/m<sup>3</sup>  
Phantom section: Flat Section

### **DASY5 Configuration:**

Probe: EX3DV4 - SN3866; ConvF(4.69, 4.69, 4.69); Calibrated: 5/31/2018; Electronics: DAE4 Sn1394  
Sensor-Surface: 1.4mm (Mechanical Surface Detection)  
Phantom: SAM-twin right\_2013\_09\_24; Type: QD000P40CD; Serial: TP:1783  
Measurement SW: DASY52, Version 52.8 (8); SEMCAD X Version 14.6.10 (7331)

Test Date: 2018-07-27; Ambient Temp: 21.3; Tissue Temp: 21.1

### **5200 MHz System Body Verification (100 mW)**

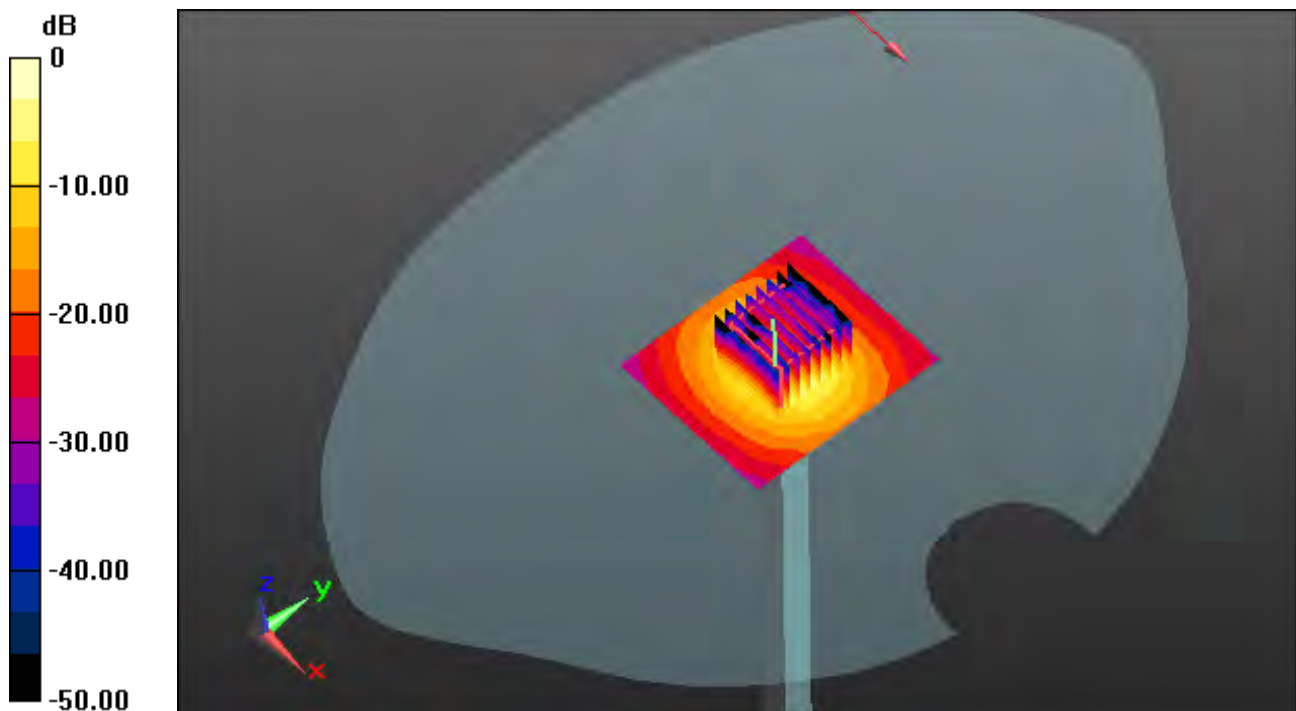
**Area Scan (7x8x1):** Measurement grid: dx=10mm, dy=10mm

**Zoom Scan (8x8x7)/Cube 0:** Measurement grid: dx=4mm, dy=4mm, dz=1.4mm, Graded Ratio: 1.4

Power Drift = -0.17 dB

Peak SAR (extrapolated) = 30.1 W/kg

**SAR(1 g) = 7.07 W/kg; SAR(10 g) = 1.92 W/kg**



0 dB = 15.4 W/kg

## DT&C Co., Ltd.

**DUT: Dipole 5000 MHz; Type: D5GHzV2; Serial: D5GHzV2 - SN:1212**

Communication System: UID 0, CW (0); Frequency: 5300 MHz; Duty Cycle: 1:1  
Medium parameters used:  $f = 5300$  MHz;  $\sigma = 4.92$  S/m;  $\epsilon_r = 36.732$ ;  $\rho = 1000$  kg/m<sup>3</sup>  
Phantom section: Flat Section

### **DASY5 Configuration:**

Probe: EX3DV4 - SN3866; ConvF(4.95, 4.95, 4.95); Calibrated: 5/31/2018; Electronics: DAE4 Sn1394  
Sensor-Surface: 1.4mm (Mechanical Surface Detection)  
Phantom: SAM-twin right\_2013\_09\_24; Type: QD000P40CD; Serial: TP:1783  
Measurement SW: DASY52, Version 52.8 (8); SEMCAD X Version 14.6.10 (7331)

Test Date: 2018-07-24; Ambient Temp: 21.3; Tissue Temp: 21.5

### **5300 MHz System Head Verification (100 mW)**

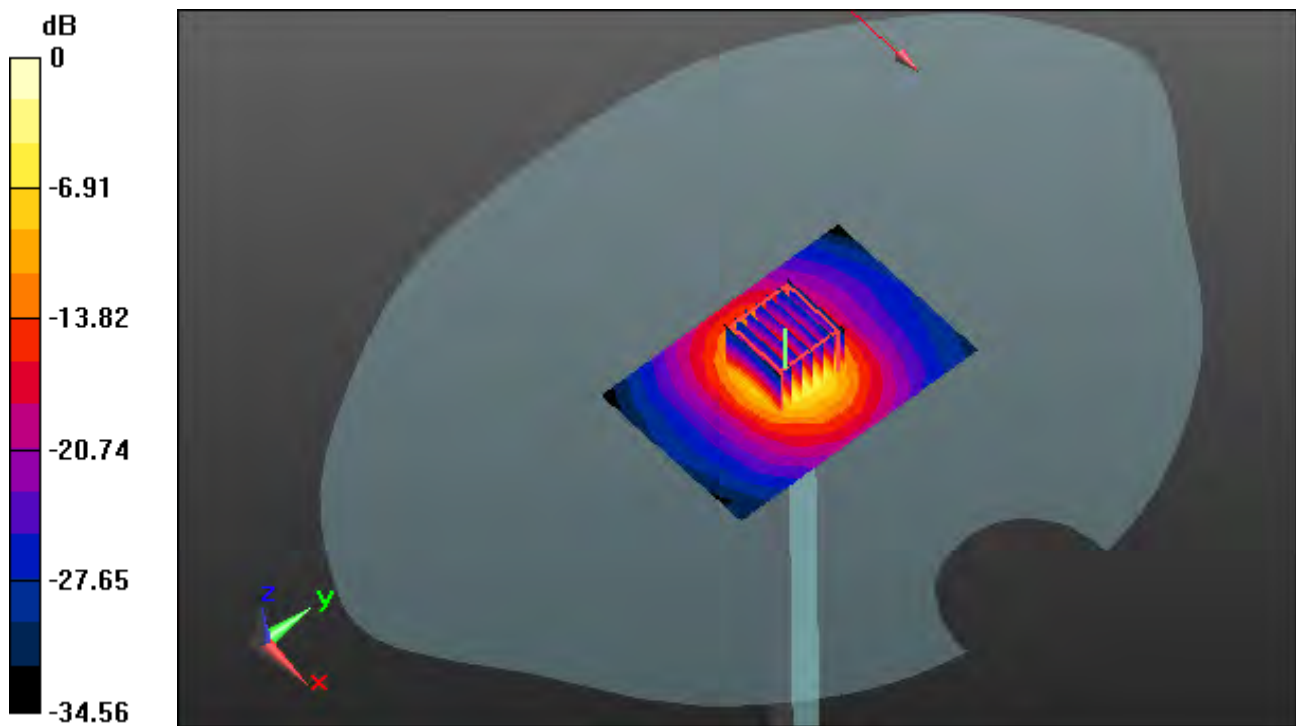
**Area Scan (7x10x1):** Measurement grid: dx=10mm, dy=10mm

**Zoom Scan (8x8x7)/Cube 0:** Measurement grid: dx=4mm, dy=4mm, dz=1.4mm, Graded Ratio: 1.4

Power Drift = 0.12 dB

Peak SAR (extrapolated) = 36.2 W/kg

**SAR(1 g) = 8.09 W/kg; SAR(10 g) = 2.28 W/kg**



0 dB = 18.3 W/kg

## DT&C Co., Ltd.

**DUT: Dipole 5000 MHz; Type: D5GHzV2; Serial: D5GHzV2 - SN:1212**

Communication System: UID 0, CW (0); Frequency: 5300 MHz; Duty Cycle: 1:1  
Medium parameters used:  $f = 5300$  MHz;  $\sigma = 5.325$  S/m;  $\epsilon_r = 47.296$ ;  $\rho = 1000$  kg/m<sup>3</sup>  
Phantom section: Flat Section

### **DASY5 Configuration:**

Probe: EX3DV4 - SN3866; ConvF(4.5, 4.5, 4.5); Calibrated: 5/31/2018; Electronics: DAE4 Sn1394  
Sensor-Surface: 1.4mm (Mechanical Surface Detection)  
Phantom: SAM-twin right\_2013\_09\_24; Type: QD000P40CD; Serial: TP:1783  
Measurement SW: DASY52, Version 52.8 (8); SEMCAD X Version 14.6.10 (7331)

Test Date: 2018-07-24; Ambient Temp: 21.3; Tissue Temp: 21.0

### **5300 MHz System Body Verification (100 mW)**

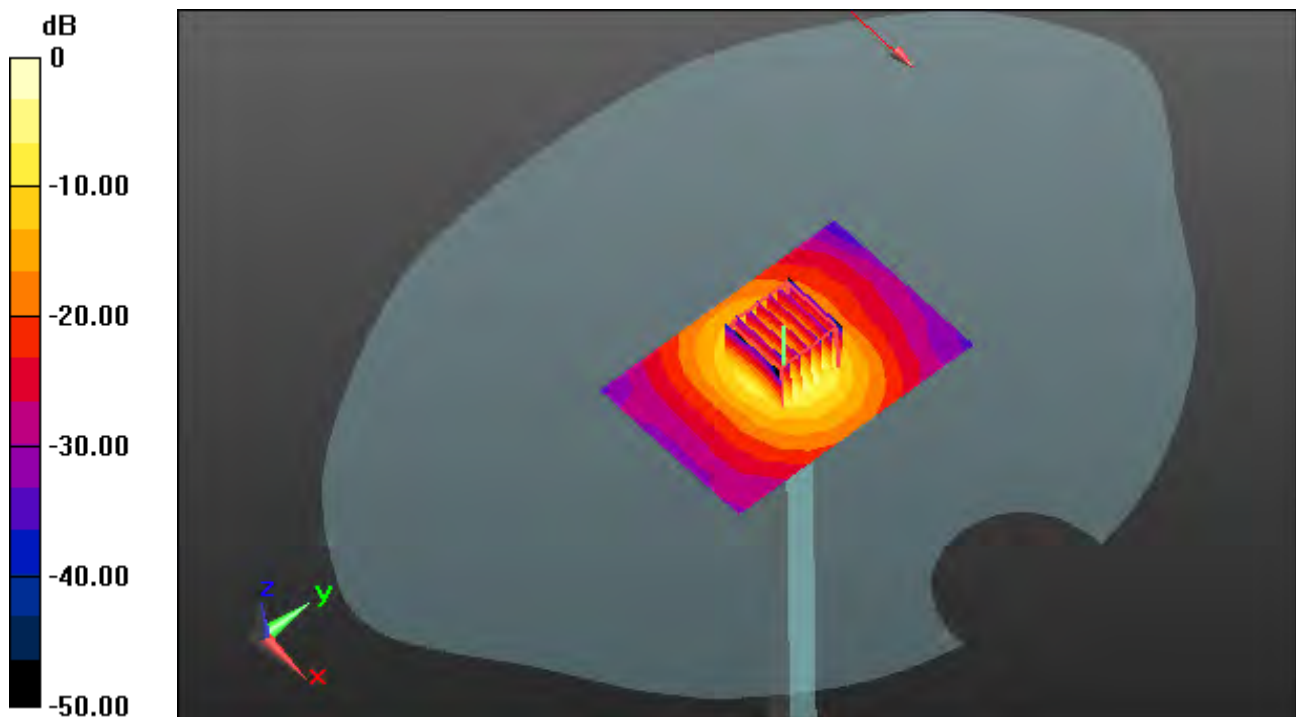
**Area Scan (7x10x1):** Measurement grid: dx=10mm, dy=10mm

**Zoom Scan (8x8x7)/Cube 0:** Measurement grid: dx=4mm, dy=4mm, dz=1.4mm, Graded Ratio: 1.4

Power Drift = 0.02 dB

Peak SAR (extrapolated) = 32.4 W/kg

**SAR(1 g) = 7.34 W/kg; SAR(10 g) = 2.03 W/kg**



0 dB = 16.6 W/kg



## DT&C Co., Ltd.

**DUT: Dipole 5000 MHz; Type: D5GHzV2; Serial: D5GHzV2 - SN:1212**

Communication System: UID 0, CW (0); Frequency: 5500 MHz; Duty Cycle: 1:1  
Medium parameters used:  $f = 5500$  MHz;  $\sigma = 5.156$  S/m;  $\epsilon_r = 36.14$ ;  $\rho = 1000$  kg/m<sup>3</sup>  
Phantom section: Flat Section

### **DASY5 Configuration:**

Probe: EX3DV4 - SN3866; ConvF(4.61, 4.61, 4.61); Calibrated: 5/31/2018; Electronics: DAE4 Sn1394  
Sensor-Surface: 1.4mm (Mechanical Surface Detection)  
Phantom: SAM-twin right\_2013\_09\_24; Type: QD000P40CD; Serial: TP:1783  
Measurement SW: DASY52, Version 52.8 (8); SEMCAD X Version 14.6.10 (7331)

Test Date: 2018-07-25; Ambient Temp: 20.9; Tissue Temp: 21.2

### **5500 MHz System Head Verification (100 mW)**


**Area Scan (7x8x1):** Measurement grid: dx=10mm, dy=10mm

**Zoom Scan (7x7x11)/Cube 0:** Measurement grid: dx=4mm, dy=4mm, dz=1.4mm, Graded Ratio: 1.4

Power Drift = 0.01 dB

Peak SAR (extrapolated) = 38.4 W/kg

**SAR(1 g) = 8.47 W/kg; SAR(10 g) = 2.37 W/kg**



0 dB = 19.2 W/kg

## DT&C Co., Ltd.

**DUT: Dipole 5000 MHz; Type: D5GHzV2; Serial: D5GHzV2 - SN:1212**

Communication System: UID 0, CW (0); Frequency: 5500 MHz; Duty Cycle: 1:1  
Medium parameters used:  $f = 5500$  MHz;  $\sigma = 5.695$  S/m;  $\epsilon_r = 48.367$ ;  $\rho = 1000$  kg/m<sup>3</sup>  
Phantom section: Flat Section

### **DASY5 Configuration:**

Probe: EX3DV4 - SN3866; ConvF(3.95, 3.95, 3.95); Calibrated: 5/31/2018; Electronics: DAE4 Sn1394  
Sensor-Surface: 1.4mm (Mechanical Surface Detection)  
Phantom: SAM-twin right\_2013\_09\_24; Type: QD000P40CD; Serial: TP:1783  
Measurement SW: DASY52, Version 52.8 (8); SEMCAD X Version 14.6.10 (7331)

Test Date: 2018-07-25; Ambient Temp: 20.9; Tissue Temp: 21.0

### **5500 MHz System Body Verification (100 mW)**

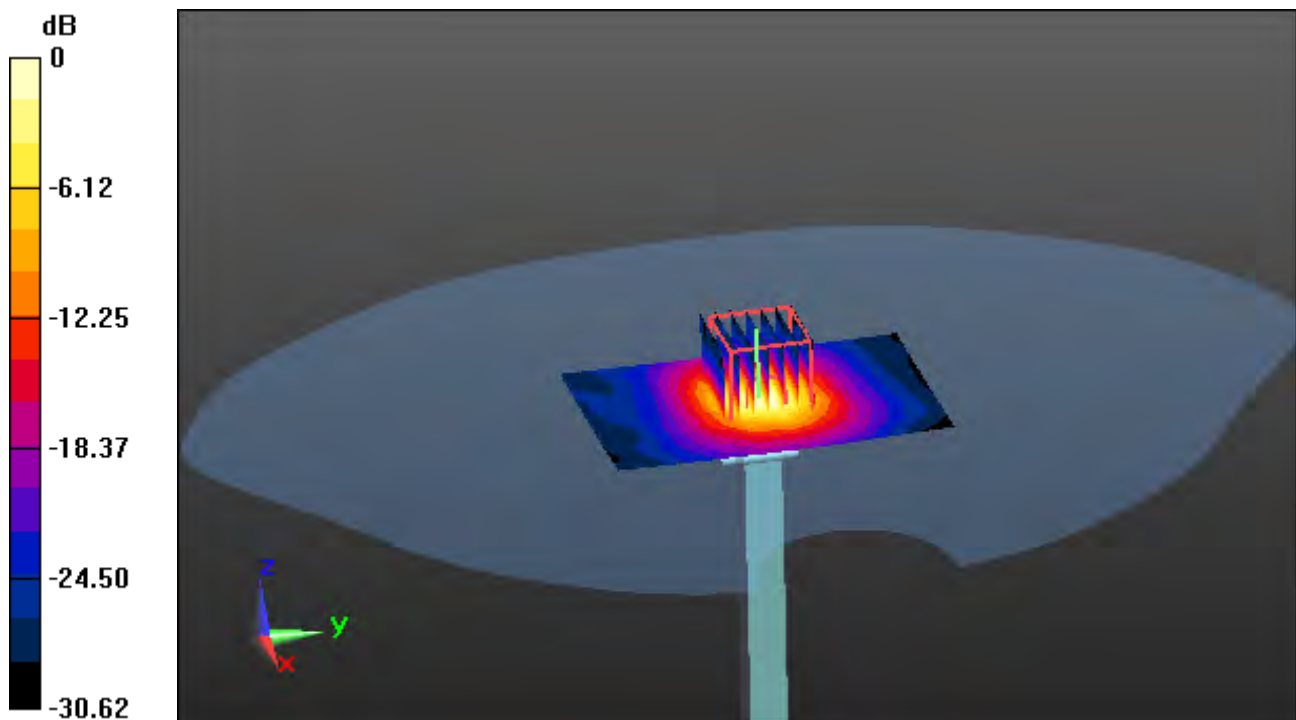
**Area Scan (7x10x1):** Measurement grid: dx=10mm, dy=10mm

**Zoom Scan (7x7x11)/Cube 0:** Measurement grid: dx=4mm, dy=4mm, dz=1.4mm, Graded Ratio: 1.4

Power Drift = 0.07 dB

Peak SAR (extrapolated) = 34.2 W/kg

**SAR(1 g) = 8.11 W/kg; SAR(10 g) = 2.23 W/kg**



## DT&C Co., Ltd.

**DUT: Dipole 5000 MHz; Type: D5GHzV2; Serial: D5GHzV2 - SN:1212**

Communication System: UID 0, CW (0); Frequency: 5800 MHz; Duty Cycle: 1:1  
Medium parameters used:  $f = 5800$  MHz;  $\sigma = 5.406$  S/m;  $\epsilon_r = 35.045$ ;  $\rho = 1000$  kg/m<sup>3</sup>  
Phantom section: Flat Section

### **DASY5 Configuration:**

Probe: EX3DV4 - SN3866; ConvF(4.69, 4.69, 4.69); Calibrated: 5/31/2018; Electronics: DAE4 Sn1394  
Sensor-Surface: 1.4mm (Mechanical Surface Detection)  
Phantom: SAM-twin right\_2013\_09\_24; Type: QD000P40CD; Serial: TP:1783  
Measurement SW: DASY52, Version 52.8 (8); SEMCAD X Version 14.6.10 (7331)

Test Date: 2018-07-26; Ambient Temp: 21.0; Tissue Temp: 20.8

### **5800 MHz System Head Verification (100 mW)**

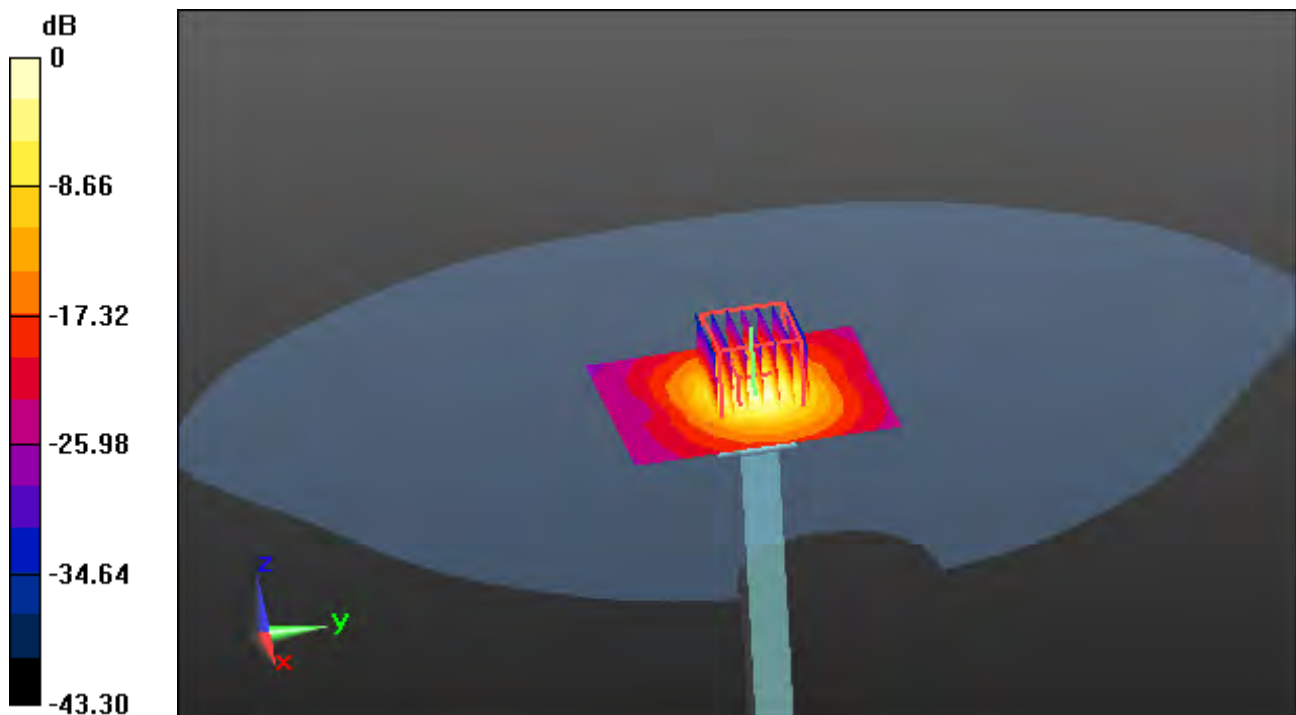
**Area Scan (7x8x1):** Measurement grid: dx=10mm, dy=10mm

**Zoom Scan (7x7x11)/Cube 0:** Measurement grid: dx=4mm, dy=4mm, dz=1.4mm, Graded Ratio: 1.4

Power Drift = 0.05 dB

Peak SAR (extrapolated) = 34.2 W/kg

**SAR(1 g) = 7.78 W/kg; SAR(10 g) = 2.19 W/kg**



0 dB = 16.5 W/kg

## DT&C Co., Ltd.

**DUT: Dipole 5000 MHz; Type: D5GHzV2; Serial: D5GHzV2 - SN:1212**

Communication System: UID 0, CW (0); Frequency: 5800 MHz; Duty Cycle: 1:1  
Medium parameters used:  $f = 5800$  MHz;  $\sigma = 6.085$  S/m;  $\epsilon_r = 47.618$ ;  $\rho = 1000$  kg/m<sup>3</sup>  
Phantom section: Flat Section

### **DASY5 Configuration:**

Probe: EX3DV4 - SN3866; ConvF(4.16, 4.16, 4.16); Calibrated: 5/31/2018; Electronics: DAE4 Sn1394  
Sensor-Surface: 1.4mm (Mechanical Surface Detection)  
Phantom: SAM-twin right\_2013\_09\_24; Type: QD000P40CD; Serial: TP:1783  
Measurement SW: DASY52, Version 52.8 (8); SEMCAD X Version 14.6.10 (7331)

Test Date: 2018-07-26; Ambient Temp: 21.0; Tissue Temp: 21.2

### **5800 MHz System Body Verification (100 mW)**

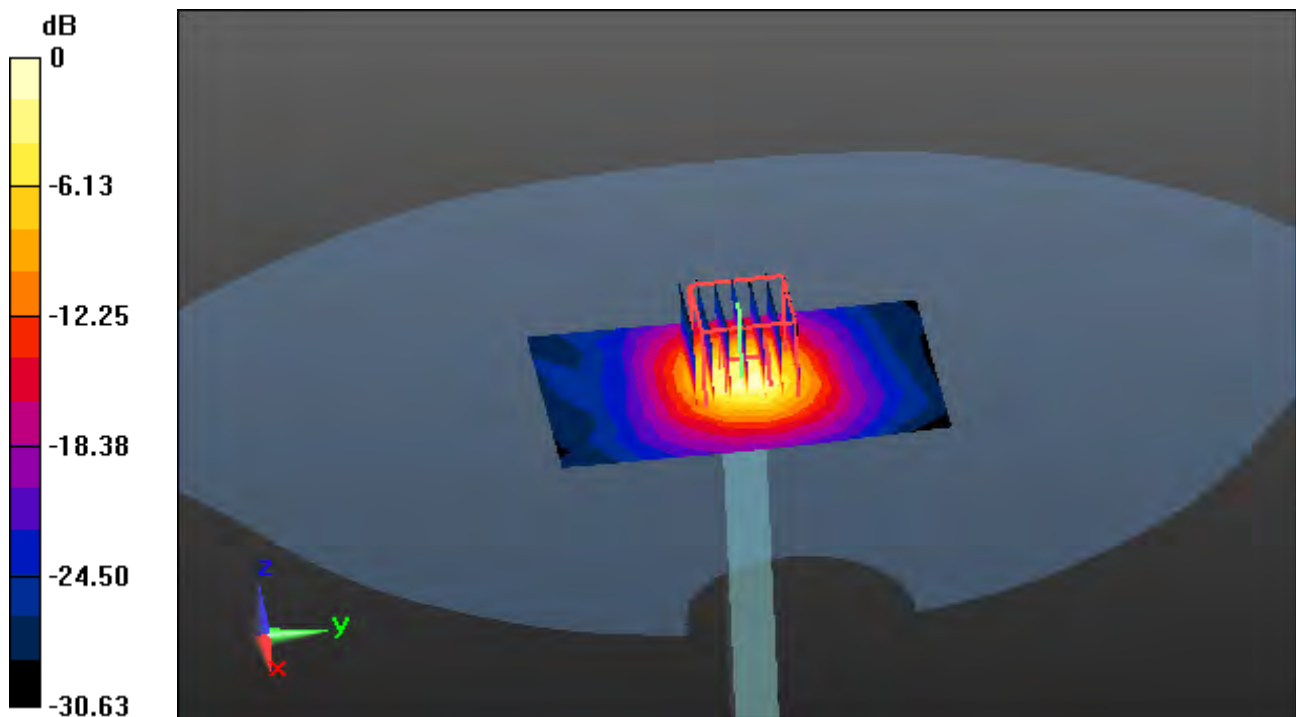
**Area Scan (7x10x1):** Measurement grid: dx=10mm, dy=10mm

**Zoom Scan (7x7x11)/Cube 0:** Measurement grid: dx=4mm, dy=4mm, dz=1.4mm, Graded Ratio: 1.4

Power Drift = 0.17 dB

Peak SAR (extrapolated) = 32.1 W/kg

**SAR(1 g) = 7.61 W/kg; SAR(10 g) = 2.11 W/kg**



0 dB = 15.3 W/kg

# DT&C Co., Ltd.

**DUT: SS1805; Type: Bar**

Communication System: UID 0, GSM 850 (0); Frequency: 836.6 MHz; Duty Cycle: 1:8.3  
Medium parameters used:  $f = 836.6 \text{ MHz}$ ;  $\sigma = 0.916 \text{ S/m}$ ;  $\epsilon_r = 41.979$ ;  $\rho = 1000 \text{ kg/m}^3$   
Phantom section: Left Section

## **DASY5 Configuration:**

Probe: ES3DV3 - SN3328; ConvF(6.35, 6.35, 6.35); Calibrated: 3/21/2018; Electronics: DAE3 Sn520  
Sensor-Surface: 3mm (Mechanical Surface Detection)  
Phantom: SAM with CRP\_2016\_07\_22\_middle; Type: QD000P40CD; Serial: TP:1786  
Measurement SW: DASY52, Version 52.8 (8); SEMCAD X Version 14.6.10 (7331)

Test Date: 2018-07-17; Ambient Temp: 20.3; Tissue Temp: 20.5

**Left Touch, GSM850 Ch. 190, Ant Internal, Standard Battery**

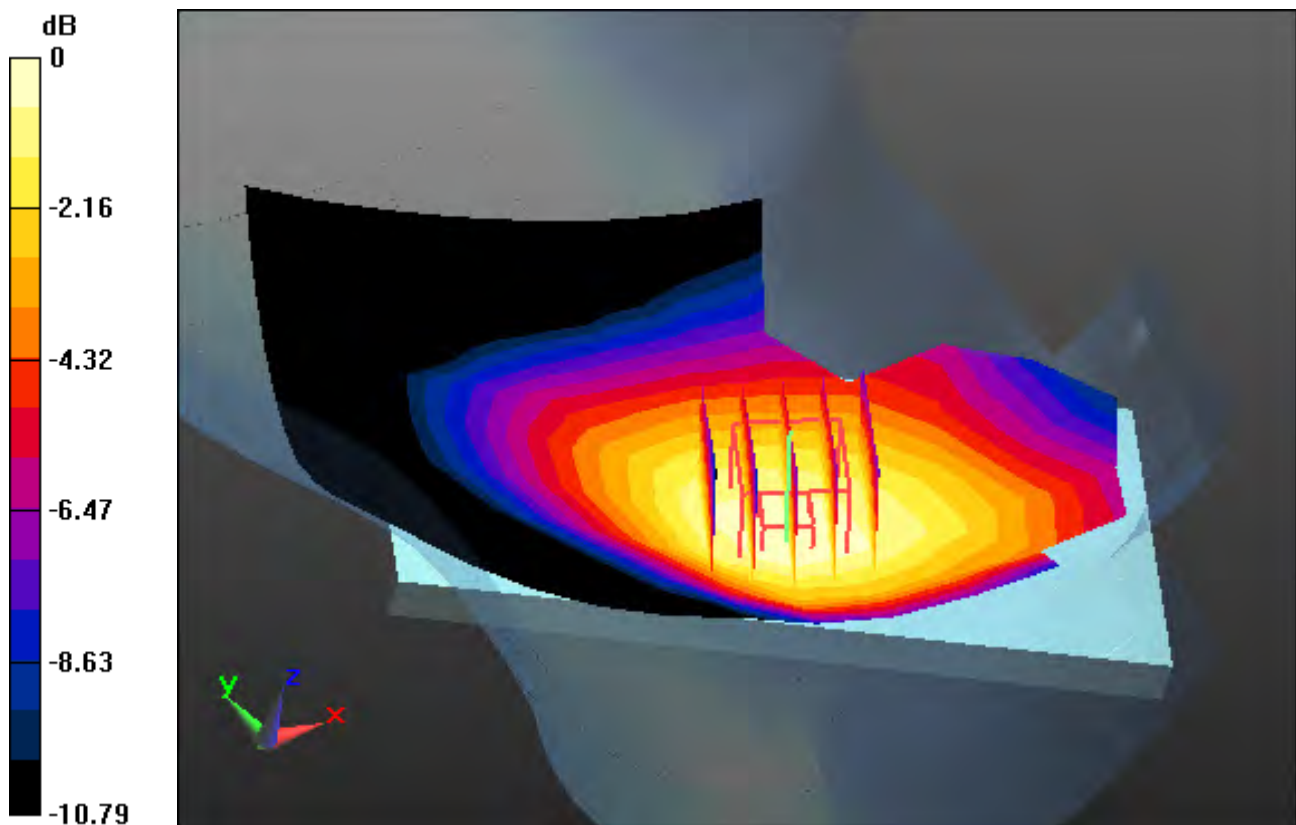
**Area Scan (9x14x1):** Measurement grid:  $dx=15\text{mm}$ ,  $dy=15\text{mm}$

**Zoom Scan (5x5x7)/Cube 0:** Measurement grid:  $dx=8\text{mm}$ ,  $dy=8\text{mm}$ ,  $dz=5\text{mm}$

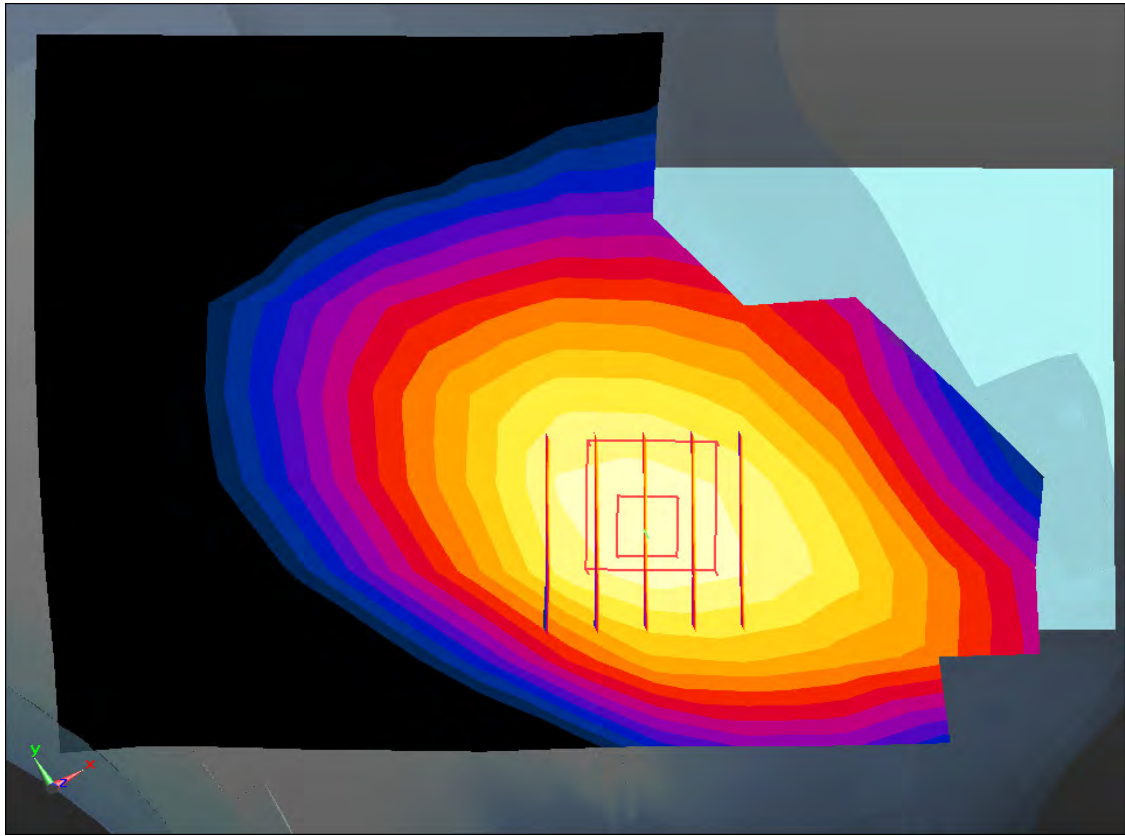
Power Drift = -0.09 dB

Peak SAR (extrapolated) = 0.252 W/kg

**SAR(1 g) = 0.198 W/kg; SAR(10 g) = 0.152 W/kg**



0 dB = 0.218 W/kg



Enlarged Plot for A1

# DT&C Co., Ltd.

**DUT: SS1805; Type: Bar**

Communication System: UID 0, GSM 850\_12 (0); Frequency: 836.6 MHz; Duty Cycle: 1:2.075  
Medium parameters used:  $f = 836.6$  MHz;  $\sigma = 0.916$  S/m;  $\epsilon_r = 41.979$ ;  $\rho = 1000$  kg/m<sup>3</sup>  
Phantom section: Left Section

## **DASY5 Configuration:**

Probe: ES3DV3 - SN3328; ConvF(6.35, 6.35, 6.35); Calibrated: 3/21/2018; Electronics: DAE3 Sn520  
Sensor-Surface: 3mm (Mechanical Surface Detection)  
Phantom: SAM with CRP\_2016\_07\_22\_middle; Type: QD000P40CD; Serial: TP:1786  
Measurement SW: DASY52, Version 52.8 (8); SEMCAD X Version 14.6.10 (7331)

Test Date: 2018-07-17; Ambient Temp: 20.3; Tissue Temp: 20.5

**Left Touch, GSM850 GPRS 4Tx Ch. 190, Ant Internal, Standard Battery**

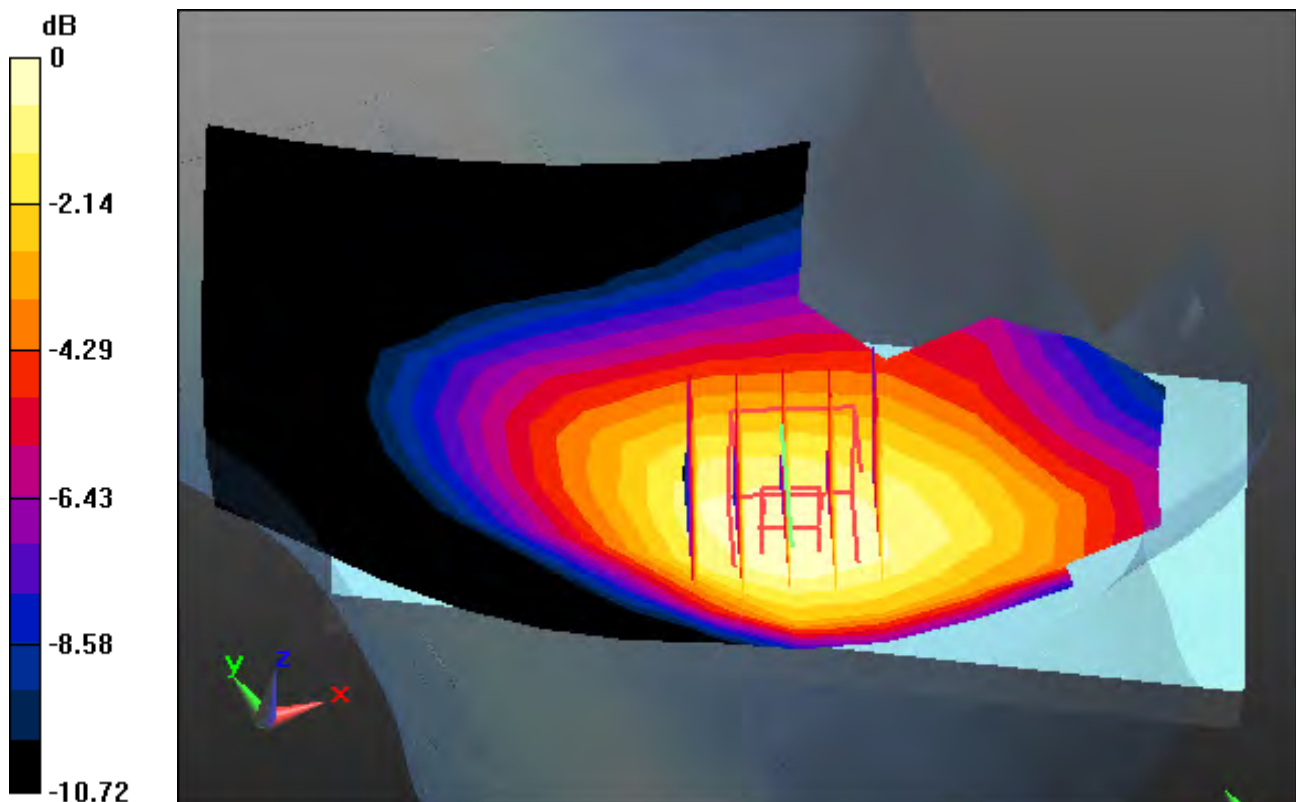
**Area Scan (9x14x1):** Measurement grid: dx=15mm, dy=15mm

**Zoom Scan (5x5x7)/Cube 0:** Measurement grid: dx=8mm, dy=8mm, dz=5mm

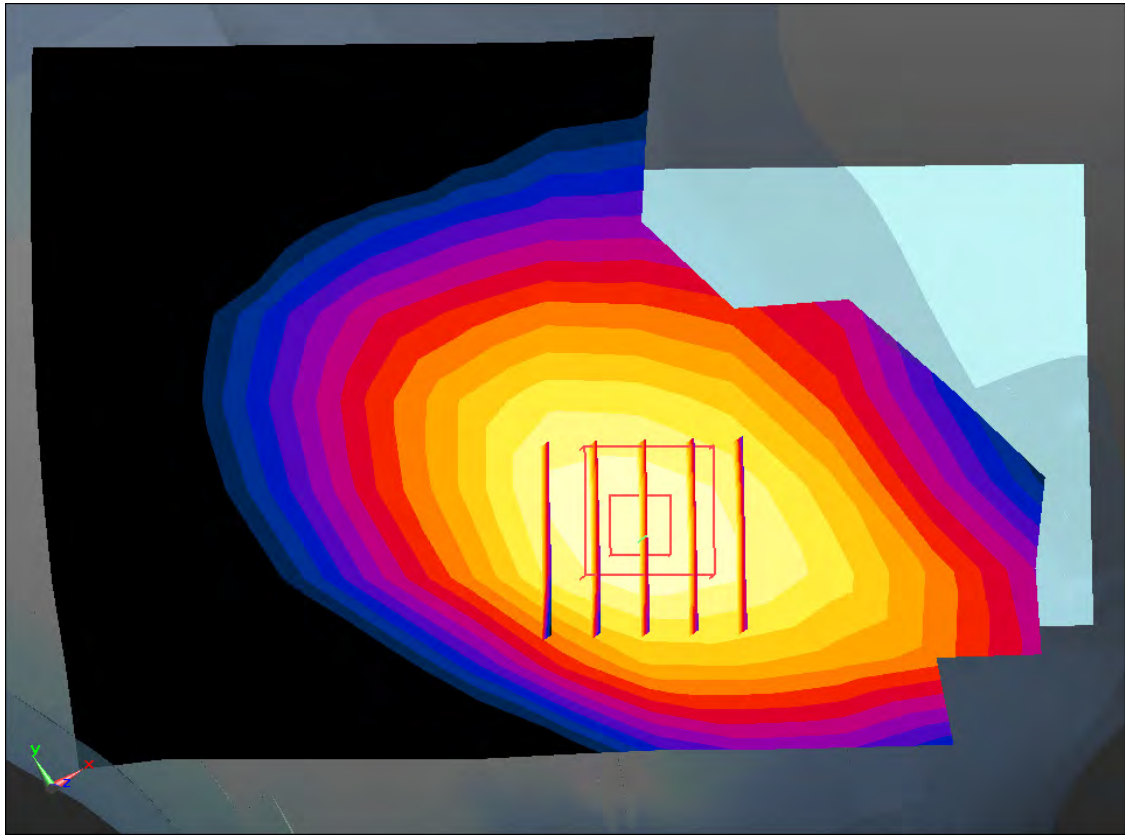
Power Drift = 0.15 dB

Peak SAR (extrapolated) = 0.375 W/kg

**SAR(1 g) = 0.293 W/kg; SAR(10 g) = 0.225 W/kg**



0 dB = 0.320 W/kg



Enlarged Plot for A2



# DT&C Co., Ltd.

**DUT: SS1805; Type: Bar**

Communication System: UID 0, PCS 1900 (0); Frequency: 1880 MHz; Duty Cycle: 1:8.3  
Medium parameters used:  $f = 1880$  MHz;  $\sigma = 1.426$  S/m;  $\epsilon_r = 39.418$ ;  $\rho = 1000$  kg/m<sup>3</sup>  
Phantom section: Left Section

## **DASY5 Configuration:**

Probe: ES3DV3 - SN3328; ConvF(5.26, 5.26, 5.26); Calibrated: 3/21/2018; Electronics: DAE3 Sn520  
Sensor-Surface: 3mm (Mechanical Surface Detection)  
Phantom: SAM with CRP\_2016\_07\_22\_middle; Type: QD000P40CD; Serial: TP:1786  
Measurement SW: DASY52, Version 52.8 (8); SEMCAD X Version 14.6.10 (7331)

Test Date: 2018-07-18; Ambient Temp: 20.1; Tissue Temp: 20.3

**Left Touch, PCS1900 Ch. 661, Ant Internal, Standard Battery**

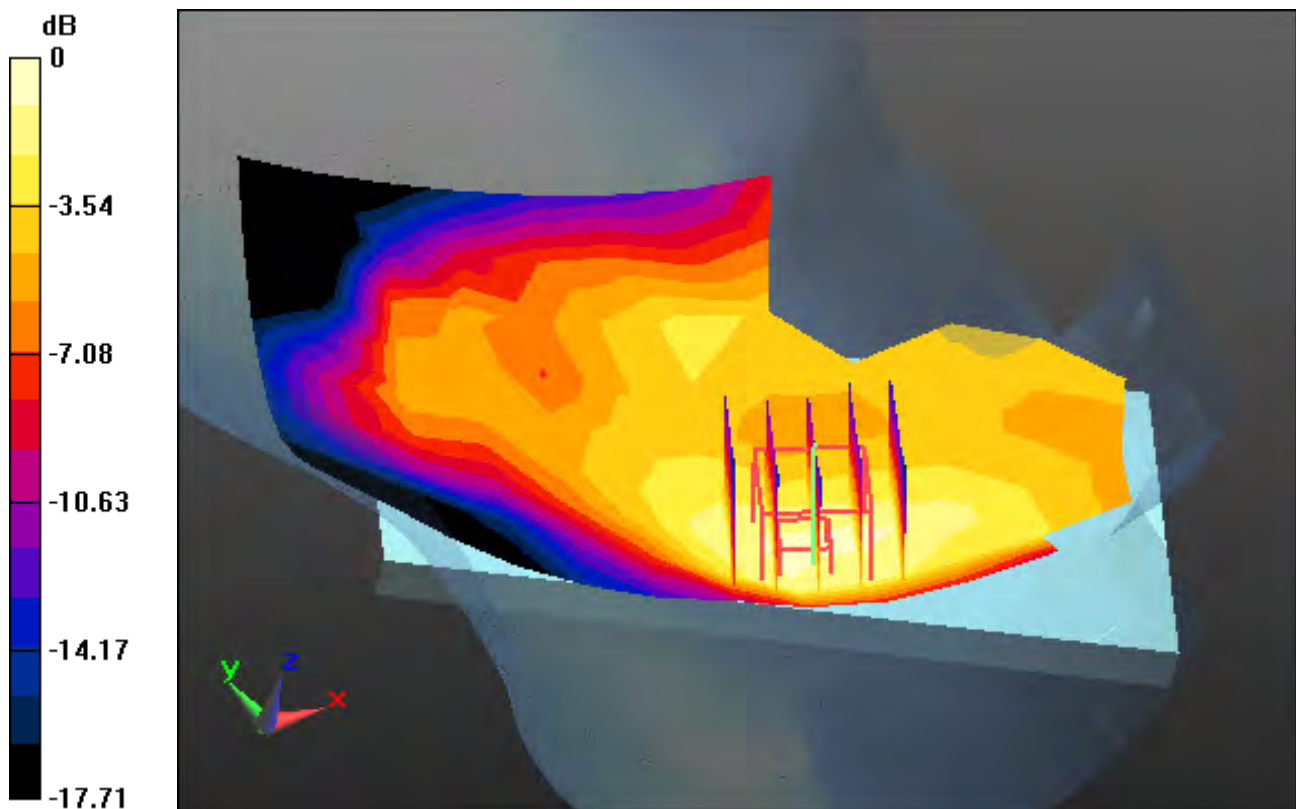
**Area Scan (9x14x1):** Measurement grid: dx=15mm, dy=15mm

**Zoom Scan (5x5x7)/Cube 0:** Measurement grid: dx=8mm, dy=8mm, dz=5mm

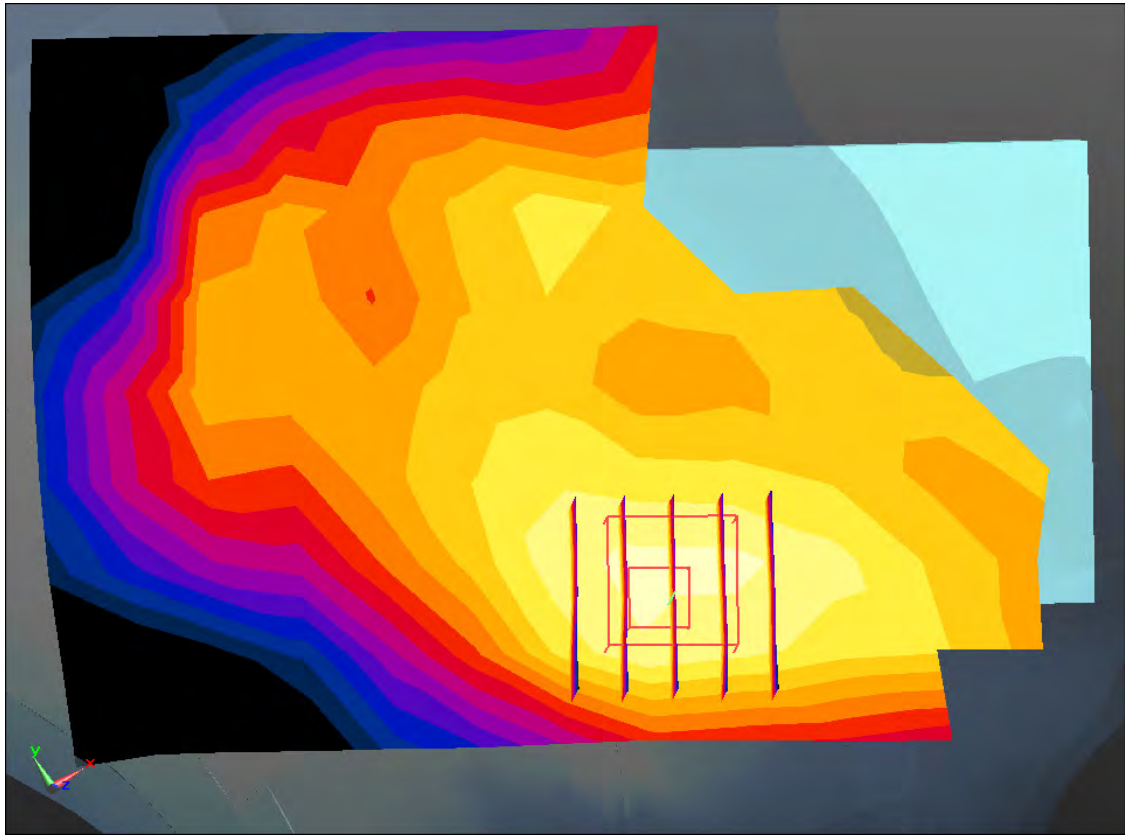
Power Drift = -0.10 dB

Peak SAR (extrapolated) = 0.125 W/kg

**SAR(1 g) = 0.077 W/kg; SAR(10 g) = 0.046 W/kg**



0 dB = 0.0939 W/kg



Enlarged Plot for A3

# DT&C Co., Ltd.

**DUT: SS1805; Type: Bar**

Communication System: UID 0, PCS1900\_Class 12 (0); Frequency: 1880 MHz; Duty Cycle: 1:2.075  
Medium parameters used:  $f = 1880$  MHz;  $\sigma = 1.426$  S/m;  $\epsilon_r = 39.418$ ;  $\rho = 1000$  kg/m<sup>3</sup>  
Phantom section: Left Section

## **DASY5 Configuration:**

Probe: ES3DV3 - SN3328; ConvF(5.26, 5.26, 5.26); Calibrated: 3/21/2018; Electronics: DAE3 Sn520  
Sensor-Surface: 3mm (Mechanical Surface Detection)  
Phantom: SAM with CRP\_2016\_07\_22\_middle; Type: QD000P40CD; Serial: TP:1786  
Measurement SW: DASY52, Version 52.8 (8); SEMCAD X Version 14.6.10 (7331)

Test Date: 2018-07-18; Ambient Temp: 20.1; Tissue Temp: 20.3

**Left Touch, PCS1900 GPRS 4Tx Ch. 661, Ant Internal, Standard Battery**

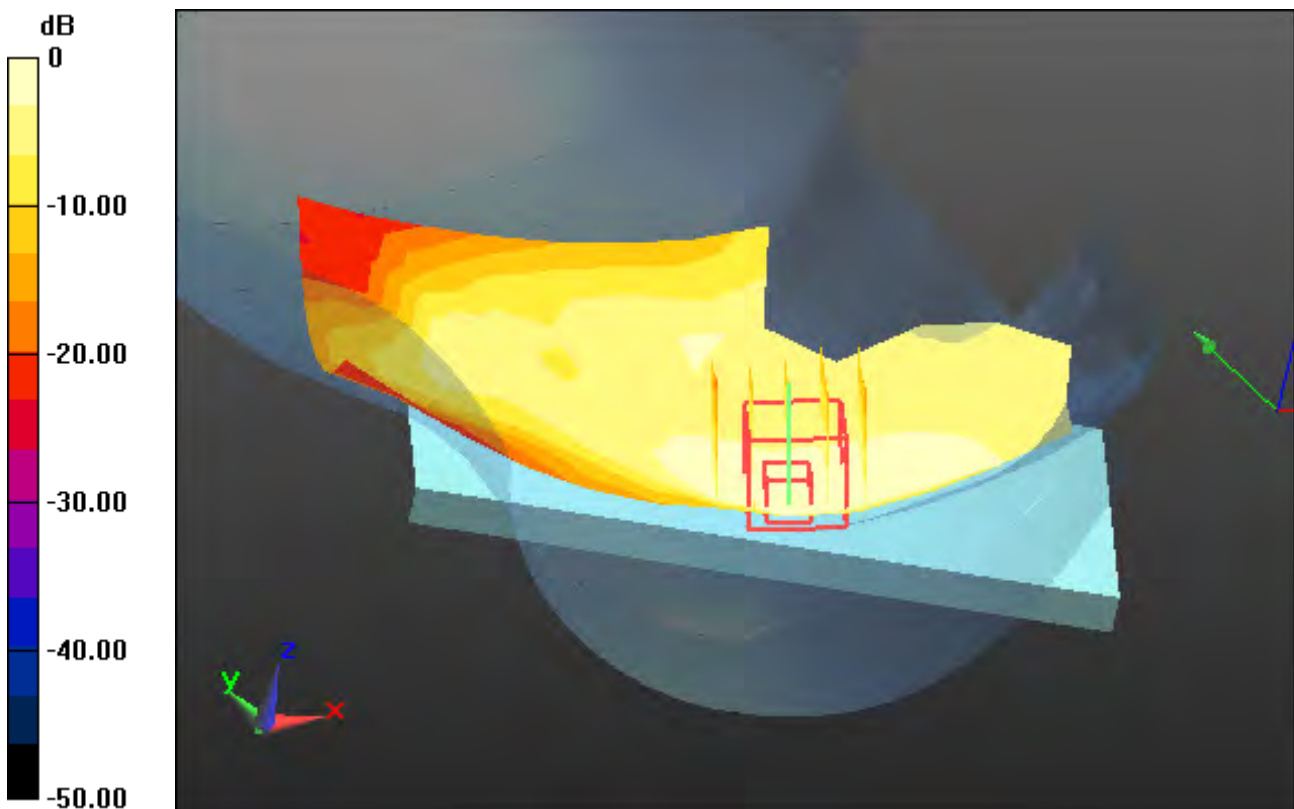
**Area Scan (9x14x1):** Measurement grid: dx=15mm, dy=15mm

**Zoom Scan (5x5x7)/Cube 0:** Measurement grid: dx=8mm, dy=8mm, dz=5mm

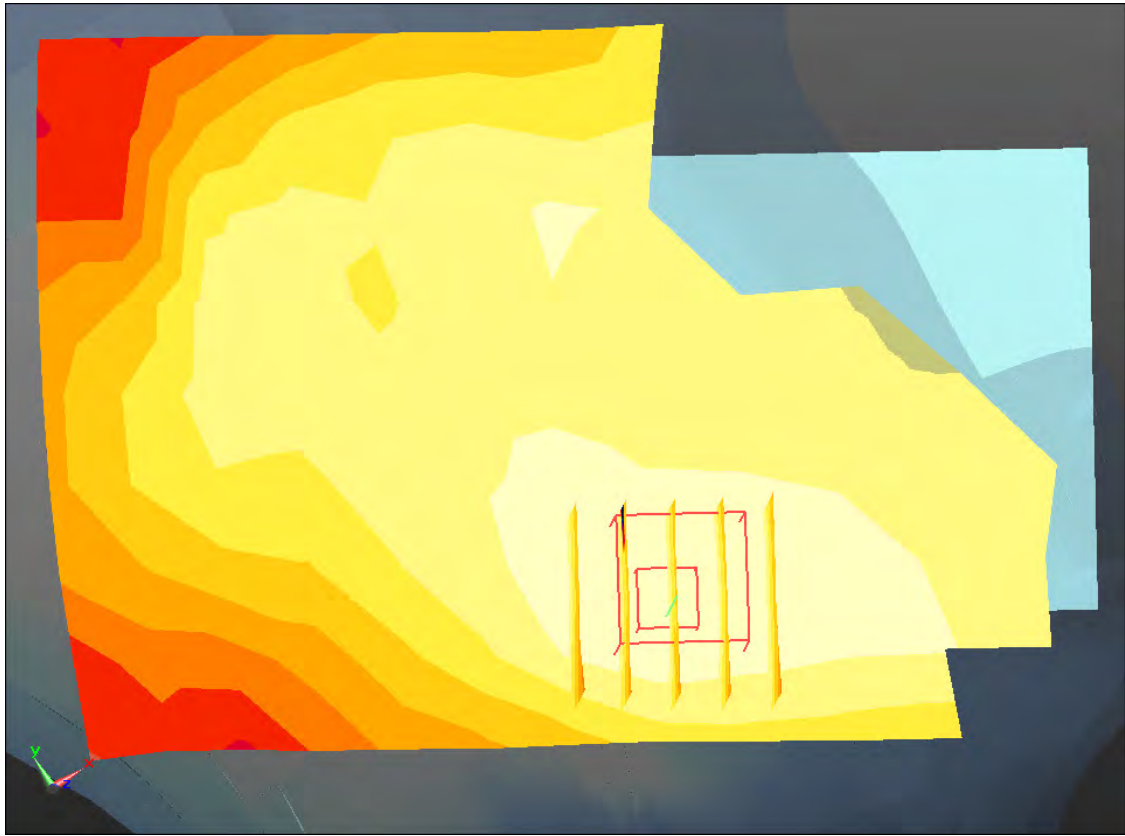
Power Drift = -0.19 dB

Peak SAR (extrapolated) = 0.202 W/kg

**SAR(1 g) = 0.123 W/kg; SAR(10 g) = 0.074 W/kg**



0 dB = 0.150 W/kg



Enlarged Plot for A4

# DT&C Co., Ltd.

**DUT: SS1805; Type: Bar**

Communication System: UID 0, WCDMA Band 4 (0); Frequency: 1732.4 MHz; Duty Cycle: 1:1  
Medium parameters used:  $f = 1732.4$  MHz;  $\sigma = 1.329$  S/m;  $\epsilon_r = 39.083$ ;  $\rho = 1000$  kg/m<sup>3</sup>  
Phantom section: Left Section

## **DASY5 Configuration:**

Probe: ES3DV3 - SN3328; ConvF(5.56, 5.56, 5.56); Calibrated: 3/21/2018; Electronics: DAE3 Sn520  
Sensor-Surface: 3mm (Mechanical Surface Detection)  
Phantom: SAM with CRP\_2016\_07\_22\_middle; Type: QD000P40CD; Serial: TP:1786  
Measurement SW: DASY52, Version 52.8 (8); SEMCAD X Version 14.6.10 (7331)

Test Date: 2018-07-23; Ambient Temp: 20.5; Tissue Temp: 20.8

**Left Touch, WCDMA Band 4 Ch. 1412, Ant Internal, Standard Battery**

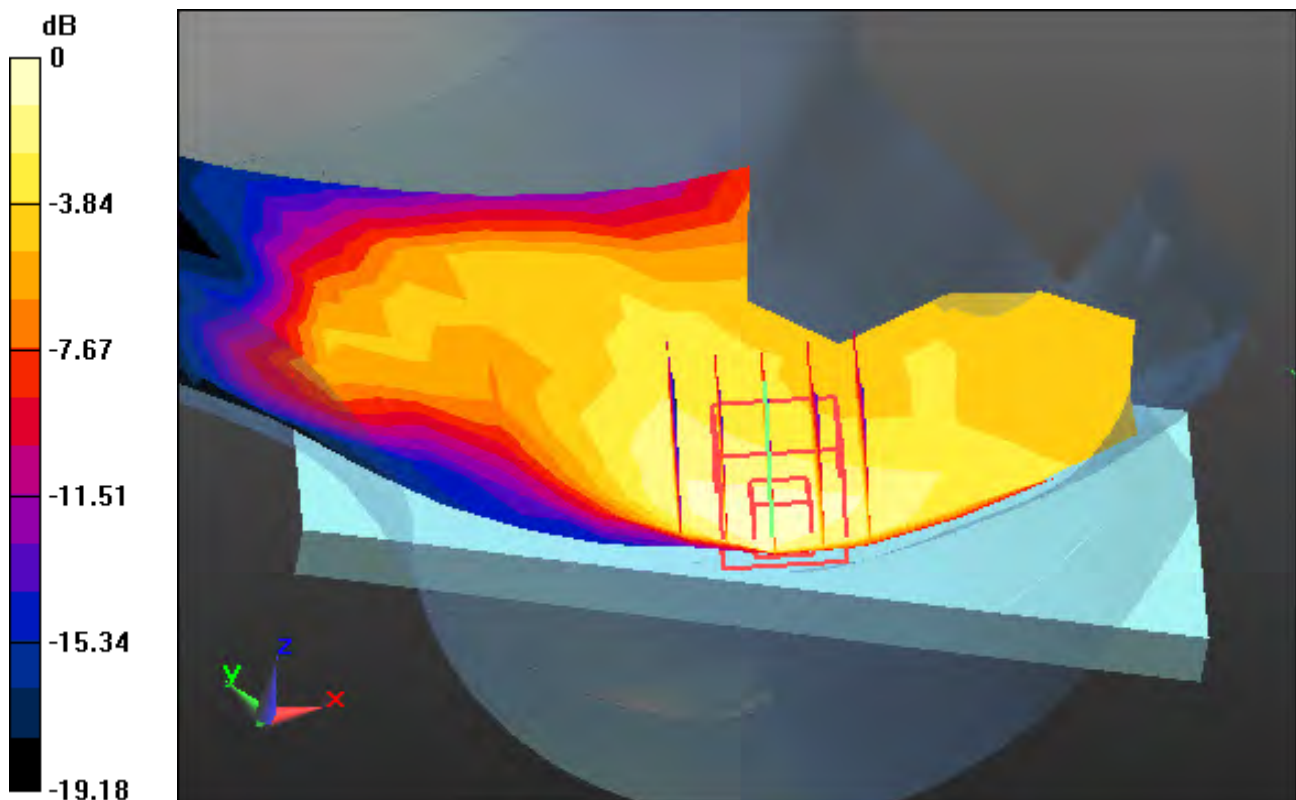
**Area Scan (9x14x1):** Measurement grid: dx=15mm, dy=15mm

**Zoom Scan (5x5x7)/Cube 0:** Measurement grid: dx=8mm, dy=8mm, dz=5mm

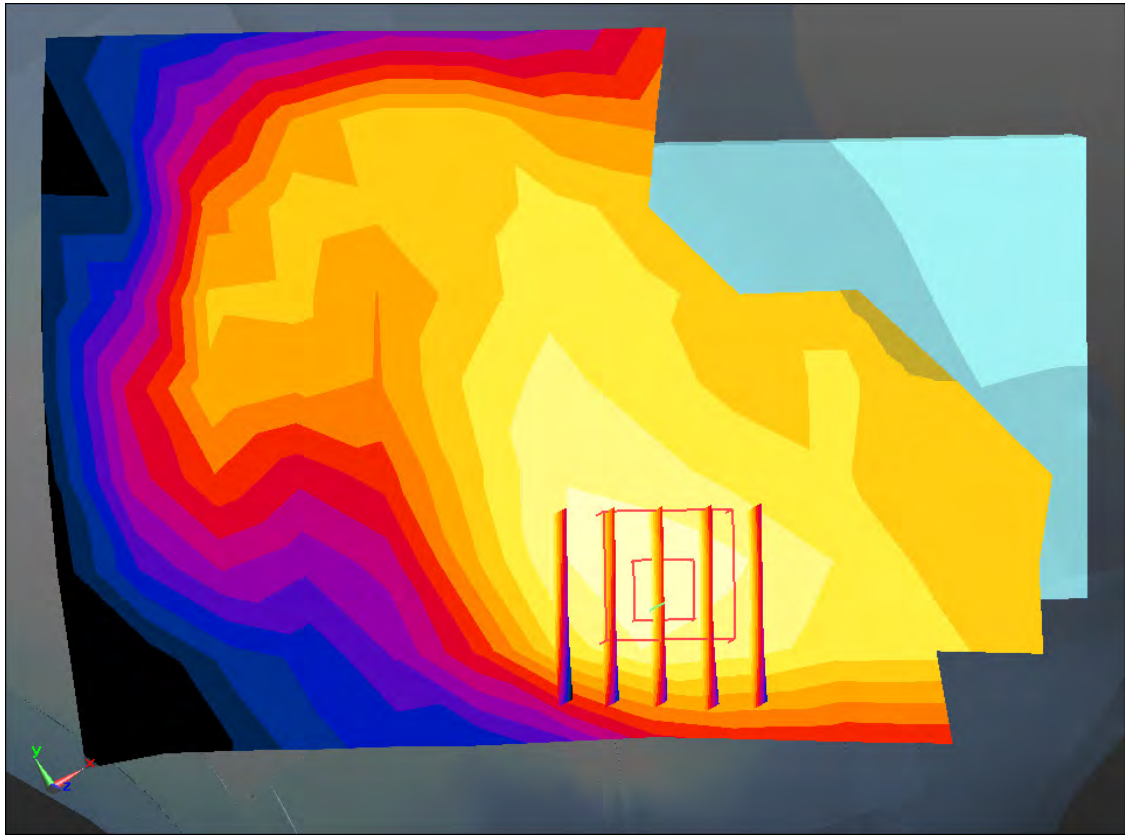
Power Drift = -0.07 dB

Peak SAR (extrapolated) = 0.0960 W/kg

**SAR(1 g) = 0.062 W/kg; SAR(10 g) = 0.039 W/kg**



0 dB = 0.0712 W/kg



Enlarged Plot for A5

# DT&C Co., Ltd.

**DUT: SS1805; Type: Bar**

Communication System: UID 0, WCDMA 1900 (0); Frequency: 1880 MHz; Duty Cycle: 1:1  
Medium parameters used:  $f = 1880$  MHz;  $\sigma = 1.426$  S/m;  $\epsilon_r = 39.474$ ;  $\rho = 1000$  kg/m<sup>3</sup>  
Phantom section: Left Section

## **DASY5 Configuration:**

Probe: ES3DV3 - SN3328; ConvF(5.26, 5.26, 5.26); Calibrated: 3/21/2018; Electronics: DAE3 Sn520  
Sensor-Surface: 3mm (Mechanical Surface Detection)  
Phantom: SAM with CRP\_2016\_07\_22\_middle; Type: QD000P40CD; Serial: TP:1786  
Measurement SW: DASY52, Version 52.8 (8); SEMCAD X Version 14.6.10 (7331)

Test Date: 2018-07-20; Ambient Temp: 20.2; Tissue Temp: 20.4

**Left Touch, WCDMA Band 2 Ch. 9400, Ant Internal, Standard Battery**

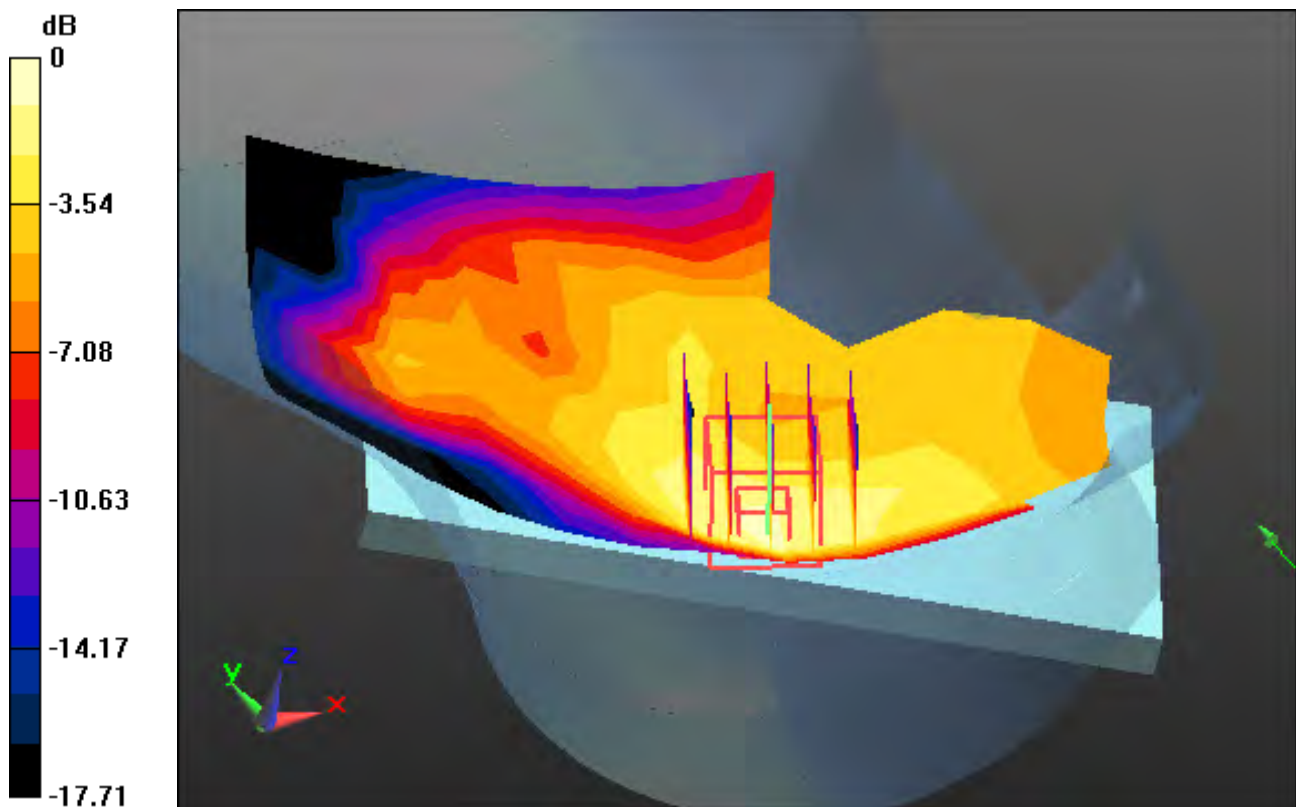
**Area Scan (9x14x1):** Measurement grid: dx=15mm, dy=15mm

**Zoom Scan (5x5x7)/Cube 0:** Measurement grid: dx=8mm, dy=8mm, dz=5mm

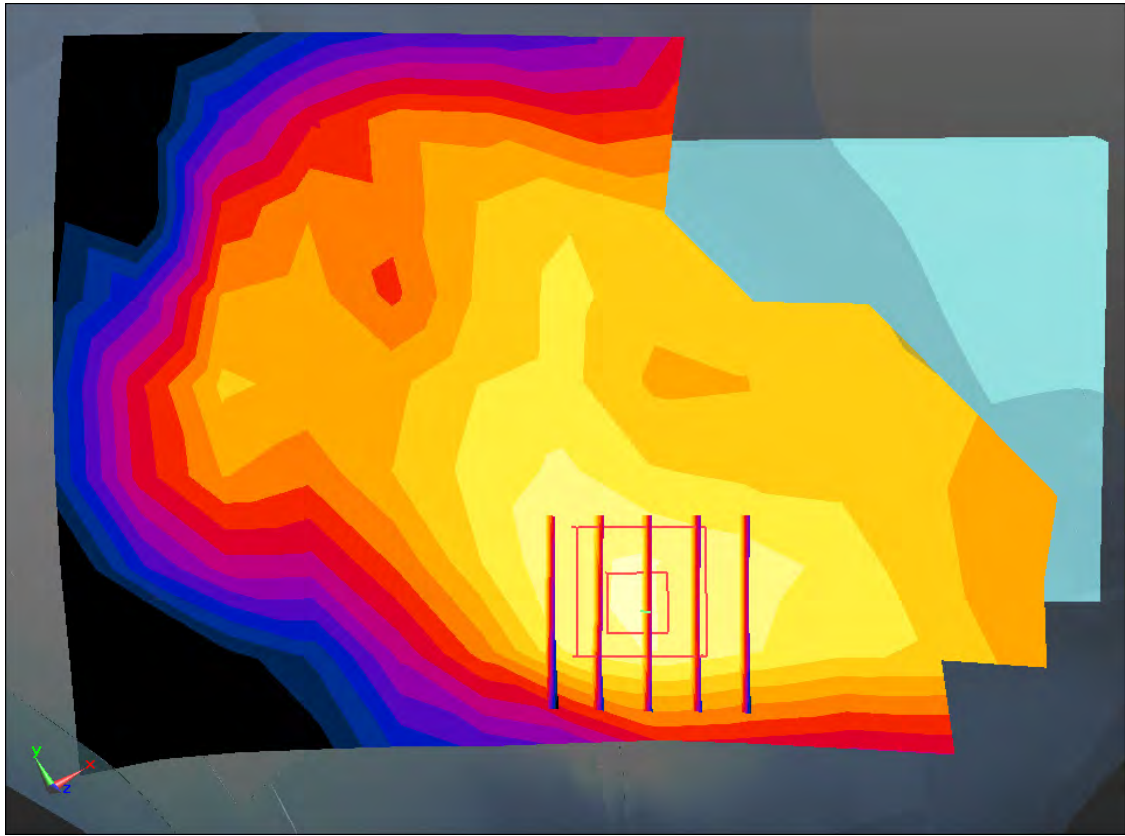
Power Drift = 0.14 dB

Peak SAR (extrapolated) = 0.166 W/kg

**SAR(1 g) = 0.100 W/kg; SAR(10 g) = 0.061 W/kg**



0 dB = 0.123 W/kg



Enlarged Plot for A6



# DT&C Co., Ltd.

**DUT: SS1805; Type: Bar**

Communication System: UID 0, LTE Band 2 (0); Frequency: 1900 MHz; Duty Cycle: 1:1  
Medium parameters used:  $f = 1900$  MHz;  $\sigma = 1.44$  S/m;  $\epsilon_r = 39.407$ ;  $\rho = 1000$  kg/m<sup>3</sup>  
Phantom section: Right Section

## **DASY5 Configuration:**

Probe: ES3DV3 - SN3328; ConvF(5.26, 5.26, 5.26); Calibrated: 3/21/2018; Electronics: DAE3 Sn520  
Sensor-Surface: 3mm (Mechanical Surface Detection)  
Phantom: SAM with CRP\_2016\_07\_22\_middle; Type: QD000P40CD; Serial: TP:1786  
Measurement SW: DASY52, Version 52.8 (8); SEMCAD X Version 14.6.10 (7331)

Test Date: 2018-07-19; Ambient Temp: 20.3; Tissue Temp: 20.4

**Right Touch, LTE Band 2 Ch. 19100, Ant Internal, Standard Battery**

**Mode : BandWidth 20 MHz, QPSK, RB Size: 1**

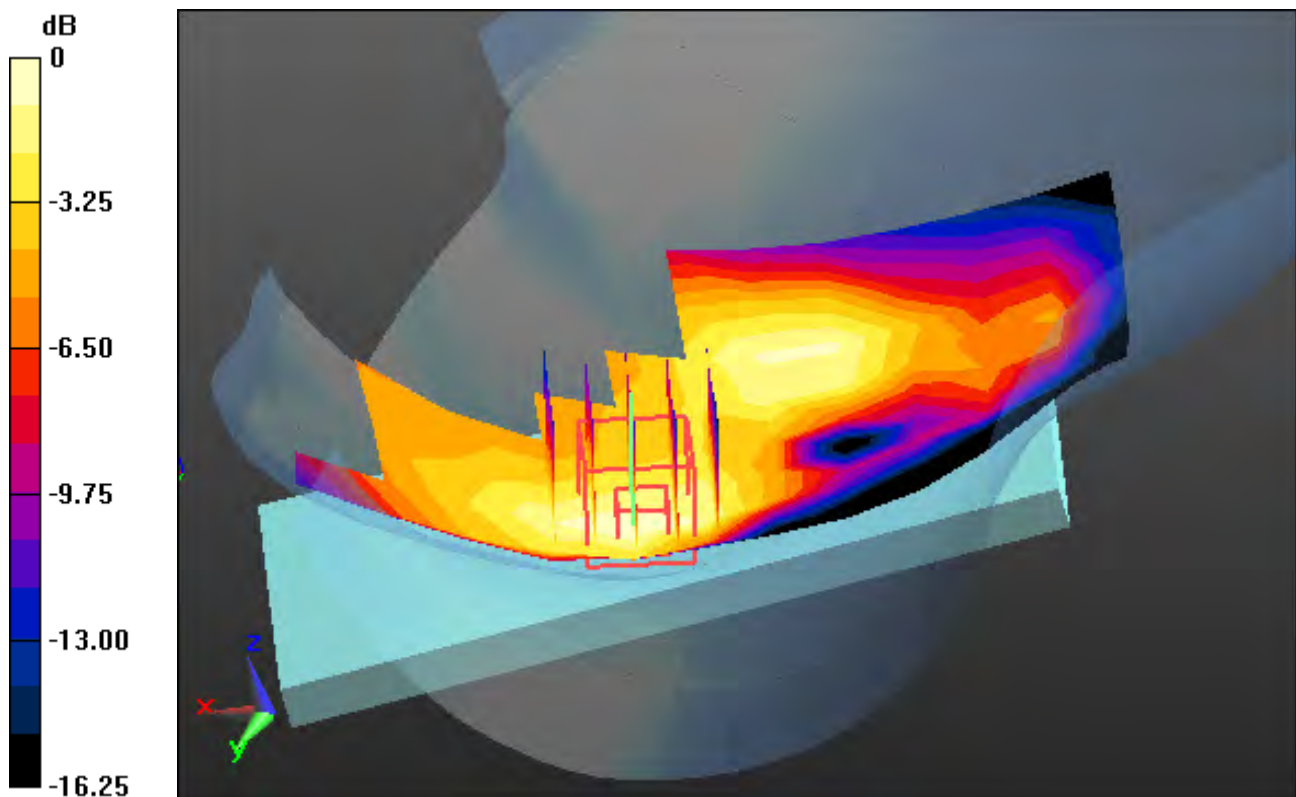
**Area Scan (9x14x1):** Measurement grid: dx=15mm, dy=15mm

**Zoom Scan (5x5x7)/Cube 0:** Measurement grid: dx=8mm, dy=8mm, dz=5mm

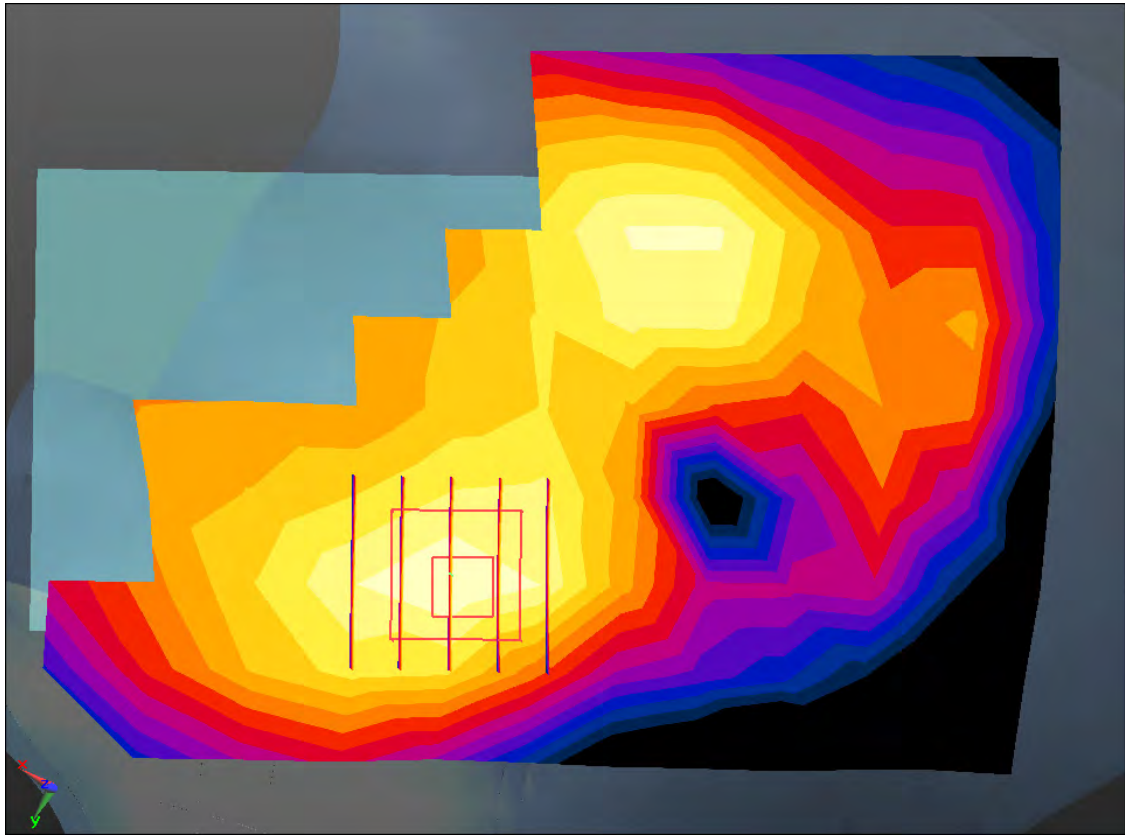
Power Drift = 0.01 dB

Peak SAR (extrapolated) = 0.178 W/kg

**SAR(1 g) = 0.118 W/kg; SAR(10 g) = 0.073 W/kg**



0 dB = 0.136 W/kg



Enlarged Plot for A7

# DT&C Co., Ltd.

**DUT: SS1805; Type: Bar**

Communication System: UID 0, 2.4 GHz W-LAN (0); Frequency: 2412 MHz; Duty Cycle: 1:1  
Medium parameters used:  $f = 2412$  MHz;  $\sigma = 1.777$  S/m;  $\epsilon_r = 39.269$ ;  $\rho = 1000$  kg/m<sup>3</sup>  
Phantom section: Right Section

## **DASY5 Configuration:**

Probe: EX3DV4 - SN3866; ConvF(7.45, 7.45, 7.45); Calibrated: 5/31/2018; Electronics: DAE4 Sn1394  
Sensor-Surface: 2mm (Mechanical Surface Detection)  
Phantom: SAM-twin middle\_2013\_09\_24; Type: QD000P40CD; Serial: 1782  
Measurement SW: DASY52, Version 52.8 (8); SEMCAD X Version 14.6.10 (7331)

Test Date: 2018-07-23; Ambient Temp: 21.1; Tissue Temp: 21.0

## **Right Touch, W-LAN(802.11b - 2.4G) Ch. 1, Ant Internal, Standard Battery**

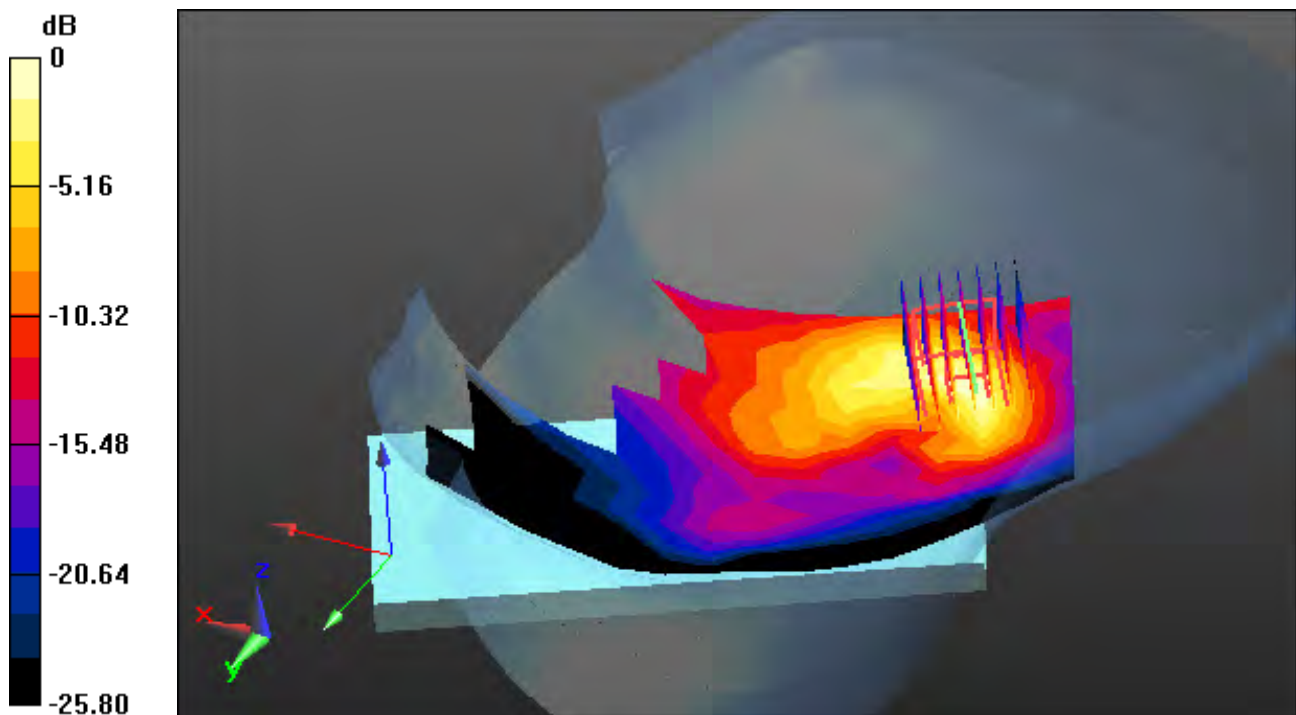
**Area Scan (11x16x1):** Measurement grid: dx=12mm, dy=12mm

**Zoom Scan (7x7x7)/Cube 0:** Measurement grid: dx=5mm, dy=5mm, dz=5mm

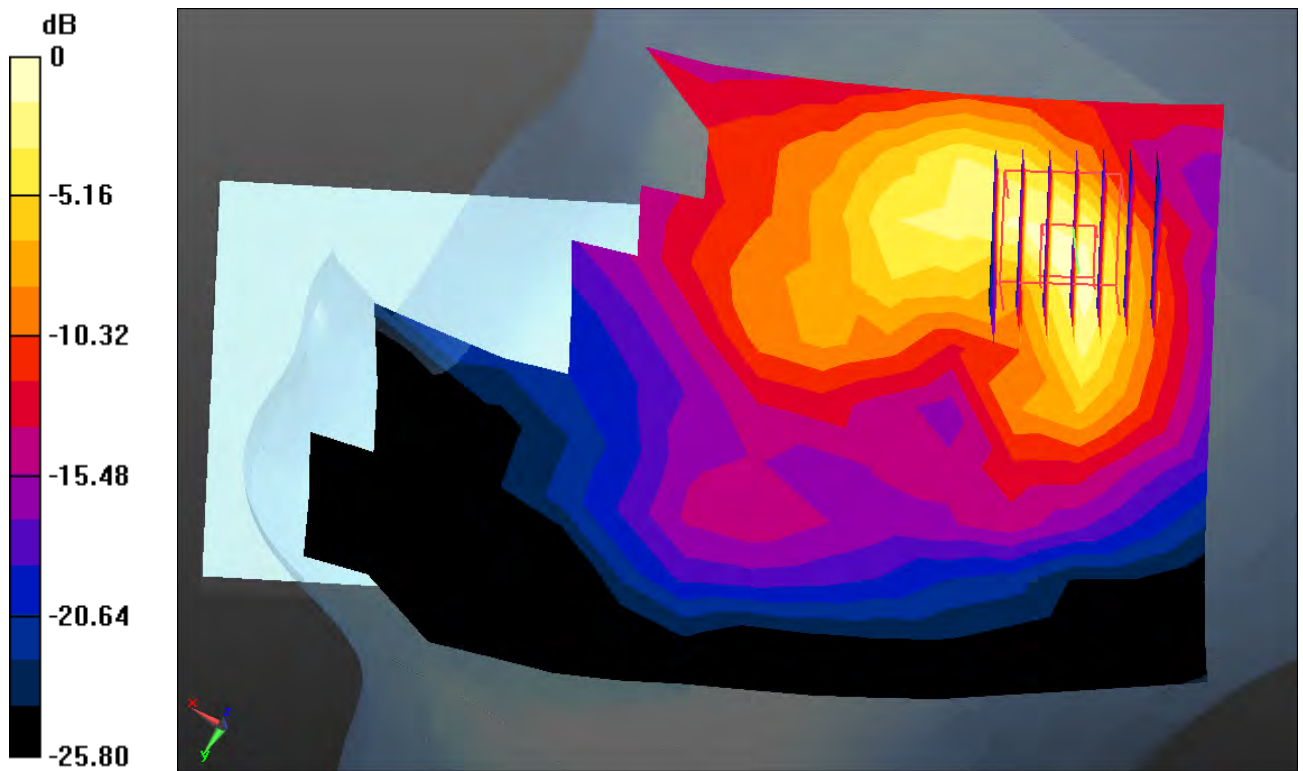
Power Drift = -0.10 dB

Peak SAR (extrapolated) = 1.74 W/kg

**SAR(1 g) = 0.750 W/kg; SAR(10 g) = 0.318 W/kg**



0 dB = 1.21 W/kg



0 dB = 1.21 W/kg

Enlarged Plot for A8

# DT&C Co., Ltd.

**DUT: SS1805; Type: Bar**

Communication System: UID 0, W-LAN\_5 GHz(FCC) (0); Frequency: 5320 MHz; Duty Cycle: 1:1  
Medium parameters used:  $f = 5320$  MHz;  $\sigma = 4.941$  S/m;  $\epsilon_r = 36.665$ ;  $\rho = 1000$  kg/m<sup>3</sup>  
Phantom section: Right Section

## **DASY5 Configuration:**

Probe: EX3DV4 - SN3866; ConvF(4.95, 4.95, 4.95); Calibrated: 5/31/2018; Electronics: DAE4 Sn1394  
Sensor-Surface: 1.4mm (Mechanical Surface Detection)  
Phantom: SAM-twin right\_2013\_09\_24; Type: QD000P40CD; Serial: TP:1783  
Measurement SW: DASY52, Version 52.8 (8); SEMCAD X Version 14.6.10 (7331)

Test Date: 2018-07-24; Ambient Temp: 21.3; Tissue Temp: 21.5

**Right Touch, W-LAN(802.11a - 5.3G) Ch. 64, Ant Internal, Standard Battery**


**Area Scan (13x20x1):** Measurement grid: dx=10mm, dy=10mm

**Zoom Scan (8x8x7)/Cube 0:** Measurement grid: dx=4mm, dy=4mm, dz=1.4mm, Graded Ratio: 1.4

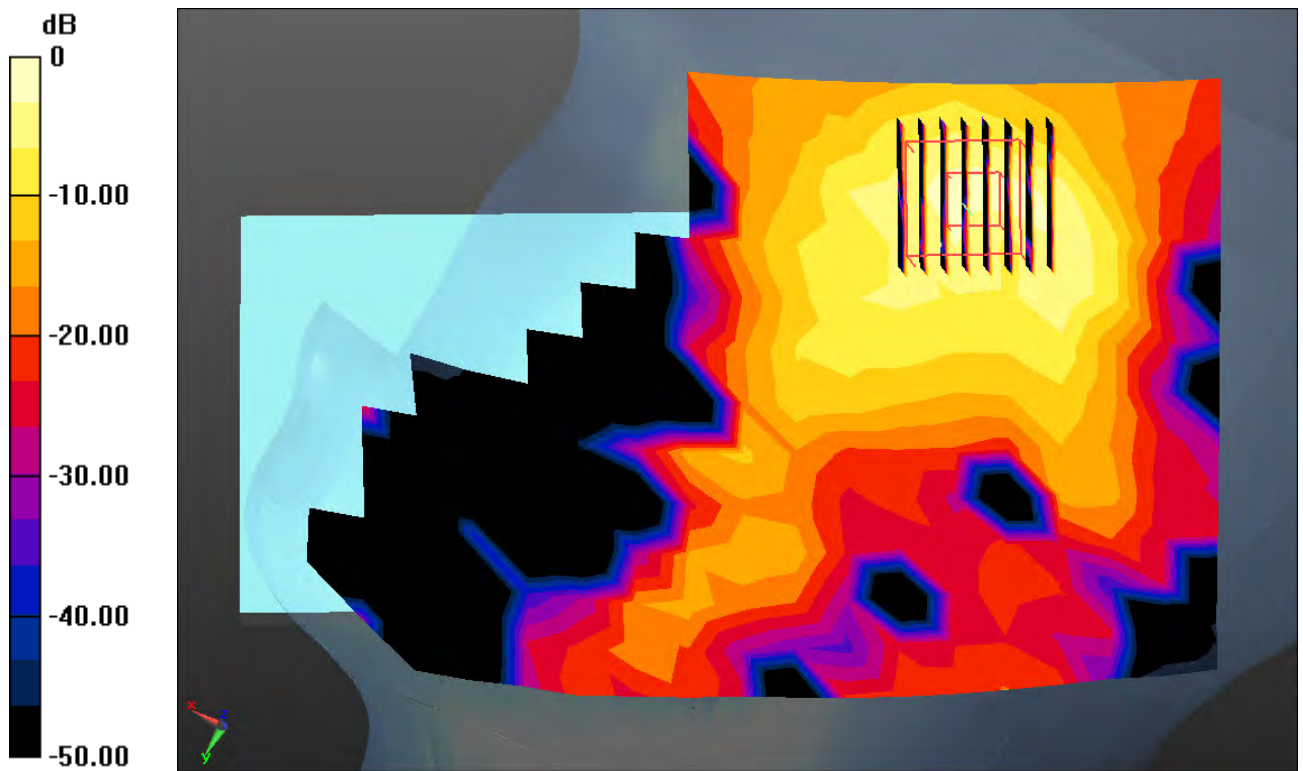
Power Drift = 0.14 dB

Peak SAR (extrapolated) = 1.42 W/kg

**SAR(1 g) = 0.291 W/kg; SAR(10 g) = 0.084 W/kg**



0 dB = 0.806 W/kg



0 dB = 0.806 W/kg

Enlarged Plot for A9

# DT&C Co., Ltd.

**DUT: SS1805; Type: Bar**

Communication System: UID 0, W-LAN\_5 GHz(FCC) (0); Frequency: 5500 MHz; Duty Cycle: 1:1  
Medium parameters used:  $f = 5500$  MHz;  $\sigma = 5.156$  S/m;  $\epsilon_r = 36.14$ ;  $\rho = 1000$  kg/m<sup>3</sup>  
Phantom section: Right Section

## **DASY5 Configuration:**

Probe: EX3DV4 - SN3866; ConvF(4.61, 4.61, 4.61); Calibrated: 5/31/2018; Electronics: DAE4 Sn1394  
Sensor-Surface: 1.4mm (Mechanical Surface Detection)  
Phantom: SAM-twin right\_2013\_09\_24; Type: QD000P40CD; Serial: TP:1783  
Measurement SW: DASY52, Version 52.8 (8); SEMCAD X Version 14.6.10 (7331)

Test Date: 2018-07-25; Ambient Temp: 20.9; Tissue Temp: 21.2

**Right Touch, W-LAN(802.11a - 5.6G) Ch. 100, Ant Internal, Standard Battery**


**Area Scan (13x20x1):** Measurement grid: dx=10mm, dy=10mm

**Zoom Scan (8x8x7)/Cube 0:** Measurement grid: dx=4mm, dy=4mm, dz=1.4mm, Graded Ratio: 1.4


Power Drift = -0.14 dB

Peak SAR (extrapolated) = 1.49 W/kg

**SAR(1 g) = 0.283 W/kg; SAR(10 g) = 0.084 W/kg**



0 dB = 0.793 W/kg



0 dB = 0.793 W/kg

Enlarged Plot for A10



# DT&C Co., Ltd.

**DUT: SS1805; Type: Bar**

Communication System: UID 0, W-LAN\_5 GHz(FCC) (0); Frequency: 5785 MHz; Duty Cycle: 1:1  
Medium parameters used:  $f = 5785$  MHz;  $\sigma = 5.388$  S/m;  $\epsilon_r = 35.084$ ;  $\rho = 1000$  kg/m<sup>3</sup>  
Phantom section: Right Section

## **DASY5 Configuration:**

Probe: EX3DV4 - SN3866; ConvF(4.69, 4.69, 4.69); Calibrated: 5/31/2018; Electronics: DAE4 Sn1394  
Sensor-Surface: 1.4mm (Mechanical Surface Detection)  
Phantom: SAM-twin right\_2013\_09\_24; Type: QD000P40CD; Serial: TP:1783  
Measurement SW: DASY52, Version 52.8 (8); SEMCAD X Version 14.6.10 (7331)

Test Date: 2018-07-26; Ambient Temp: 21.0; Tissue Temp: 20.8

**Right Touch, W-LAN(802.11a - 5.8G) Ch. 157, Ant Internal, Standard Battery**


**Area Scan (13x20x1):** Measurement grid: dx=10mm, dy=10mm

**Zoom Scan (8x8x7)/Cube 0:** Measurement grid: dx=4mm, dy=4mm, dz=1.4mm, Graded Ratio: 1.4


Power Drift = -0.18 dB

Peak SAR (extrapolated) = 2.12 W/kg

**SAR(1 g) = 0.385 W/kg; SAR(10 g) = 0.108 W/kg**



0 dB = 1.14 W/kg



0 dB = 1.14 W/kg

Enlarged Plot for A11

## DT&C Co., Ltd.

**DUT: SS1805; Type: Bar**

Communication System: UID 0, Bluetooth (0); Frequency: 2441 MHz; Duty Cycle: 1:1.302  
Medium parameters used:  $f = 2441$  MHz;  $\sigma = 1.809$  S/m;  $\epsilon_r = 39.161$ ;  $\rho = 1000$  kg/m<sup>3</sup> Phantom  
section: Right Section

### **DASY5 Configuration:**

Probe: EX3DV4 - SN3866; ConvF(7.45, 7.45, 7.45); Calibrated: 5/31/2018; Electronics: DAE4 Sn1394  
Sensor-Surface: 2mm (Mechanical Surface Detection)

Phantom: SAM-twin middle\_2013\_09\_24; Type: QD000P40CD; Serial: 1782  
Measurement SW: DASY52, Version 52.8 (8); SEMCAD X Version 14.6.10 (7331)

Test Date: 2018-07-23; Ambient Temp: 21.1; Tissue Temp: 21.0

**Right Touch, Bluetooth 1Mbps Ch. 39, Ant Internal, Standard Battery**


**Area Scan (11x16x1):** Measurement grid: dx=12mm, dy=12mm

**Zoom Scan (7x8x7)/Cube 0:** Measurement grid: dx=5mm, dy=5mm, dz=5mm


Power Drift = 0.00 dB

Peak SAR (extrapolated) = 0.114 W/kg

**SAR(1 g) = 0.044 W/kg; SAR(10 g) = 0.018 W/kg**



0 dB = 0.0745 W/kg



0 dB = 0.0745 W/kg

Enlarged Plot for A12

# DT&C Co., Ltd.

**DUT: SS1805; Type: Bar**

Communication System: UID 0, GSM 850 (0); Frequency: 836.6 MHz; Duty Cycle: 1:8.3  
Medium parameters used:  $f = 836.6$  MHz;  $\sigma = 1.007$  S/m;  $\epsilon_r = 54.475$ ;  $\rho = 1000$  kg/m<sup>3</sup>  
Phantom section: Flat Section

## **DASY5 Configuration:**

Probe: ES3DV3 - SN3328; ConvF(6.23, 6.23, 6.23); Calibrated: 3/21/2018; Electronics: DAE3 Sn520  
Sensor-Surface: 3mm (Mechanical Surface Detection)  
Phantom: SAM with CRP\_2016\_07\_22\_middle; Type: QD000P40CD; Serial: TP:1786  
Measurement SW: DASY52, Version 52.8 (8); SEMCAD X Version 14.6.10 (7331)

Test Date: 2018-07-17; Ambient Temp: 20.3; Tissue Temp: 20.4

## **1 cm space from Body, Front, GSM850 Ch. 190, Ant Internal**

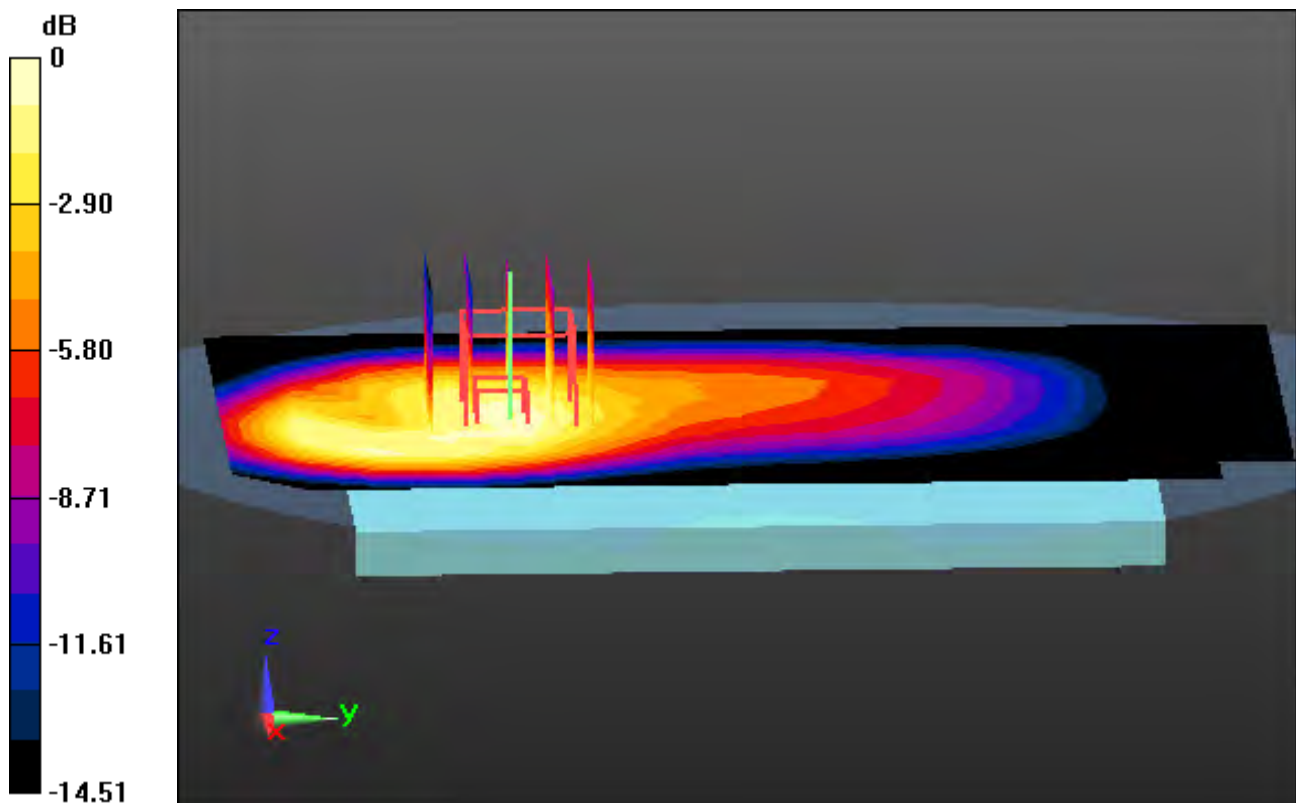
**Area Scan (10x15x1):** Measurement grid: dx=15mm, dy=15mm

**Zoom Scan (5x5x7)/Cube 0:** Measurement grid: dx=8mm, dy=8mm, dz=5mm

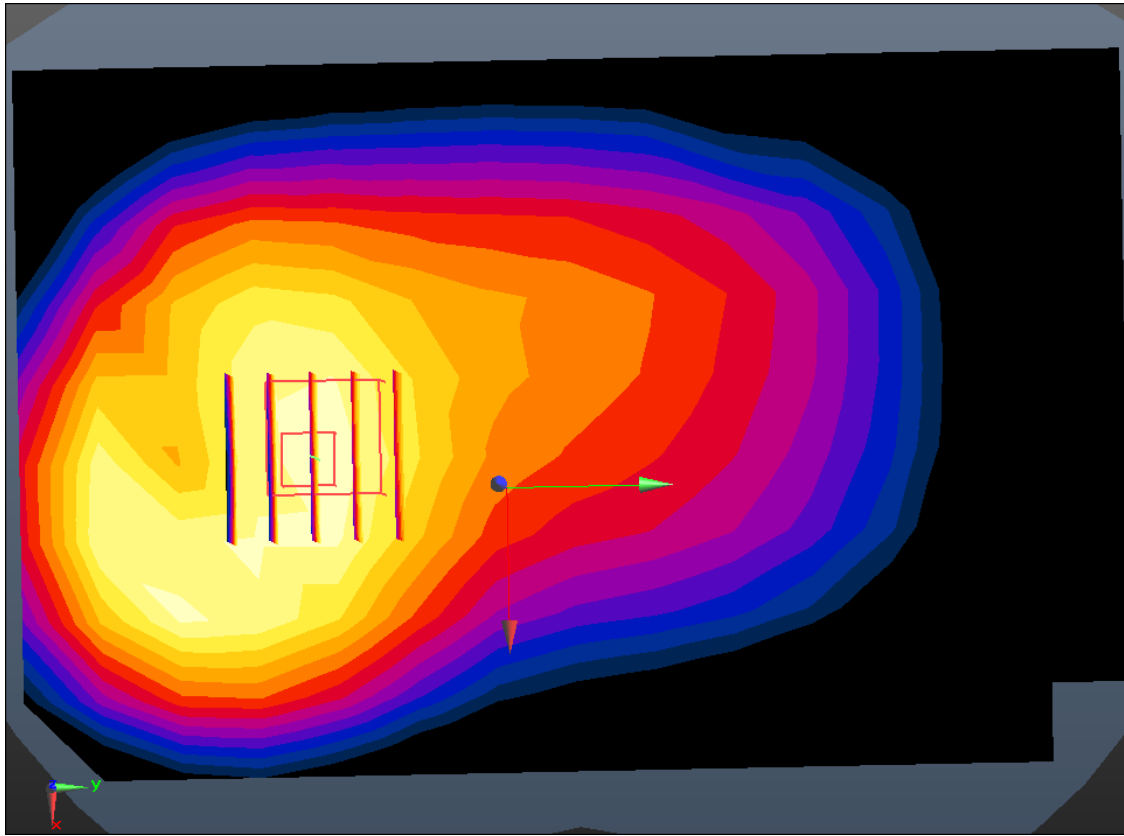
Power Drift = -0.07 dB

Peak SAR (extrapolated) = 0.828 W/kg

**SAR(1 g) = 0.539 W/kg; SAR(10 g) = 0.355 W/kg**



0 dB = 0.614 W/kg



Enlarged Plot for A13

# DT&C Co., Ltd.

**DUT: SS1805; Type: Bar**

Communication System: UID 0, GSM 850\_12 (0); Frequency: 848.8 MHz; Duty Cycle: 1:2.075  
Medium parameters used:  $f = 848.8$  MHz;  $\sigma = 1.018$  S/m;  $\epsilon_r = 54.358$ ;  $\rho = 1000$  kg/m<sup>3</sup>  
Phantom section: Flat Section

## **DASY5 Configuration:**

Probe: ES3DV3 - SN3328; ConvF(6.23, 6.23, 6.23); Calibrated: 3/21/2018; Electronics: DAE3 Sn520  
Sensor-Surface: 3mm (Mechanical Surface Detection)  
Phantom: SAM with CRP\_2016\_07\_22\_middle; Type: QD000P40CD; Serial: TP:1786  
Measurement SW: DASY52, Version 52.8 (8); SEMCAD X Version 14.6.10 (7331)

Test Date: 2018-07-17; Ambient Temp: 20.3; Tissue Temp: 20.4

**1 cm space from Body, Front, GSM850 GPRS 4Tx Ch. 251, Ant Internal**

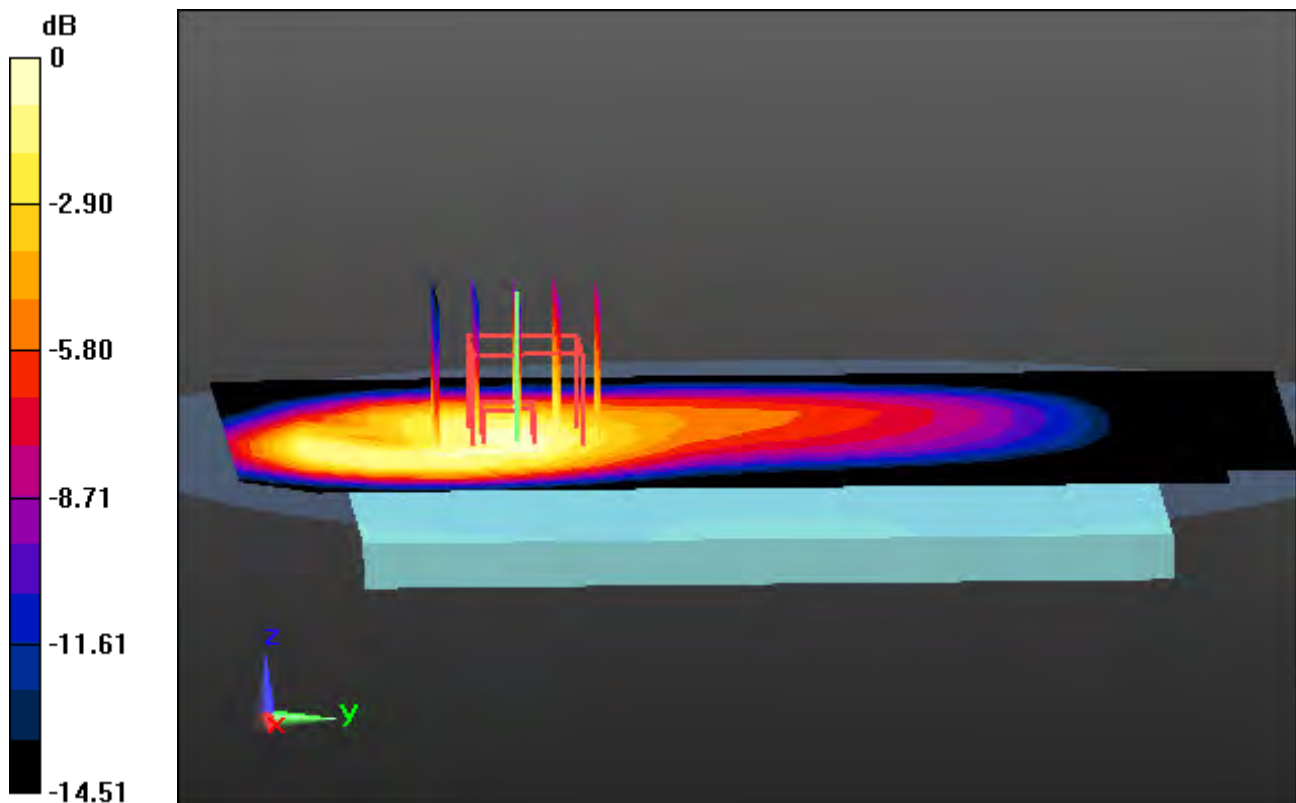
**Area Scan (10x15x1):** Measurement grid: dx=15mm, dy=15mm

**Zoom Scan (5x5x7)/Cube 0:** Measurement grid: dx=8mm, dy=8mm, dz=5mm

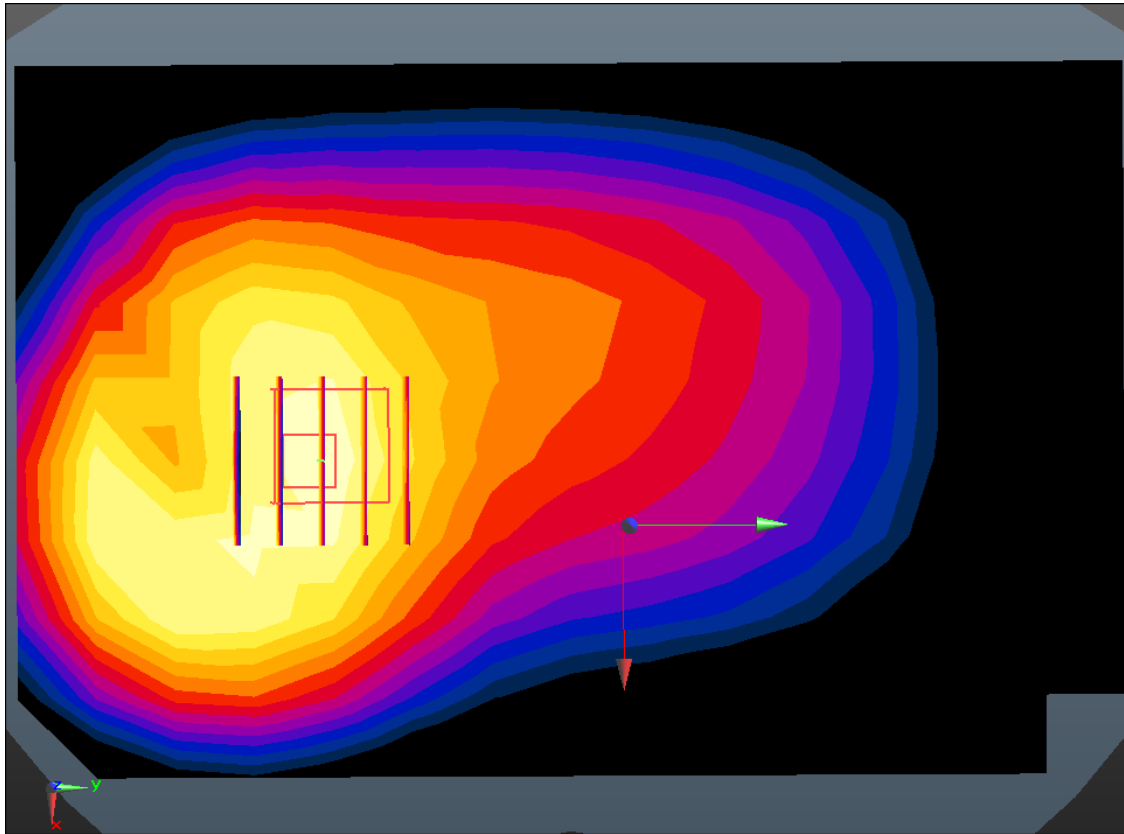
Power Drift = 0.03 dB

Peak SAR (extrapolated) = 1.31 W/kg

**SAR(1 g) = 0.856 W/kg; SAR(10 g) = 0.560 W/kg**



0 dB = 0.977 W/kg



Enlarged Plot for A14



# DT&C Co., Ltd.

**DUT: SS1805; Type: Bar**

Communication System: UID 0, PCS 1900 (0); Frequency: 1880 MHz; Duty Cycle: 1:8.3  
Medium parameters used:  $f = 1880$  MHz;  $\sigma = 1.488$  S/m;  $\epsilon_r = 51.619$ ;  $\rho = 1000$  kg/m<sup>3</sup>  
Phantom section: Flat Section

## **DASY5 Configuration:**

Probe: ES3DV3 - SN3328; ConvF(4.88, 4.88, 4.88); Calibrated: 3/21/2018; Electronics: DAE3 Sn520  
Sensor-Surface: 3mm (Mechanical Surface Detection)  
Phantom: SAM with CRP\_2016\_07\_22\_middle; Type: QD000P40CD; Serial: TP:1786  
Measurement SW: DASY52, Version 52.8 (8); SEMCAD X Version 14.6.10 (7331)

Test Date: 2018-07-18; Ambient Temp: 20.1; Tissue Temp: 20.5

**1 cm space from Body, Rear, PCS1900 Ch. 661, Ant Internal**

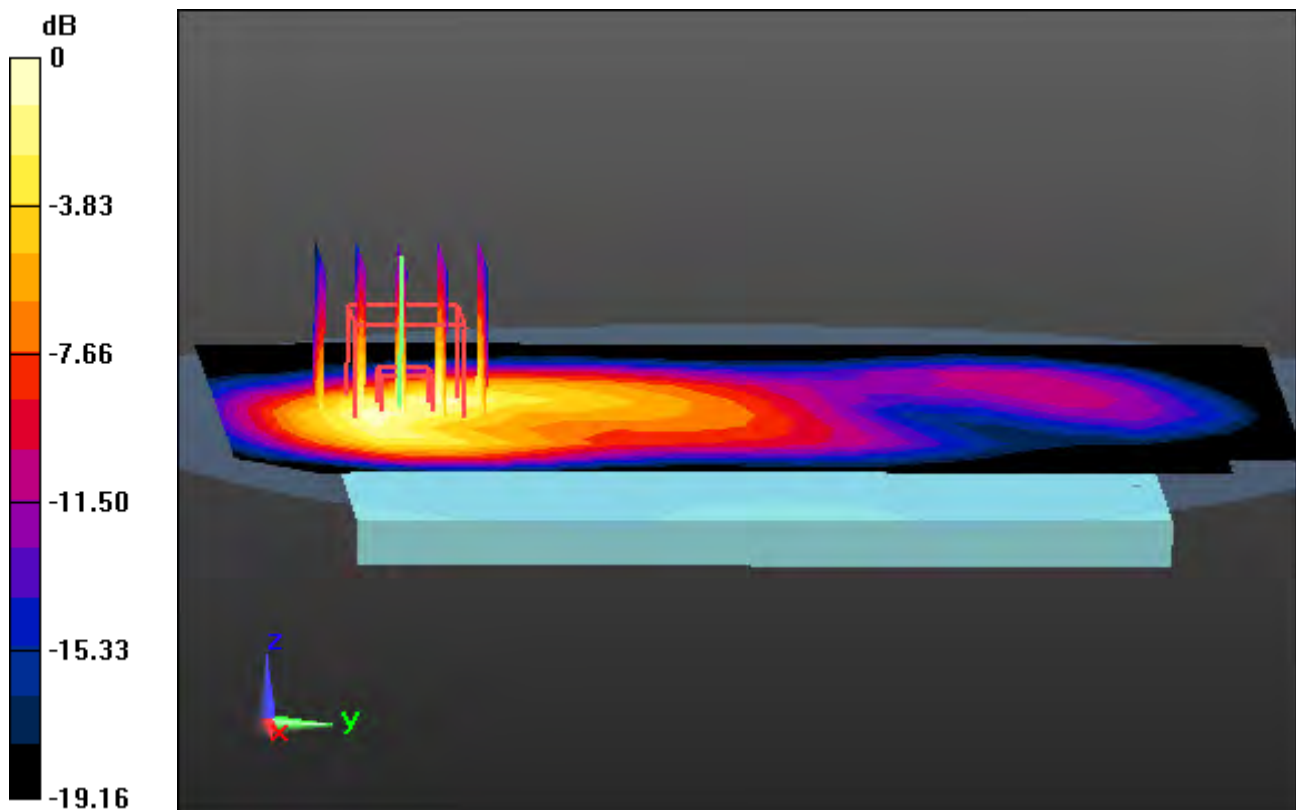
**Area Scan (10x15x1):** Measurement grid: dx=15mm, dy=15mm

**Zoom Scan (5x5x7)/Cube 0:** Measurement grid: dx=8mm, dy=8mm, dz=5mm

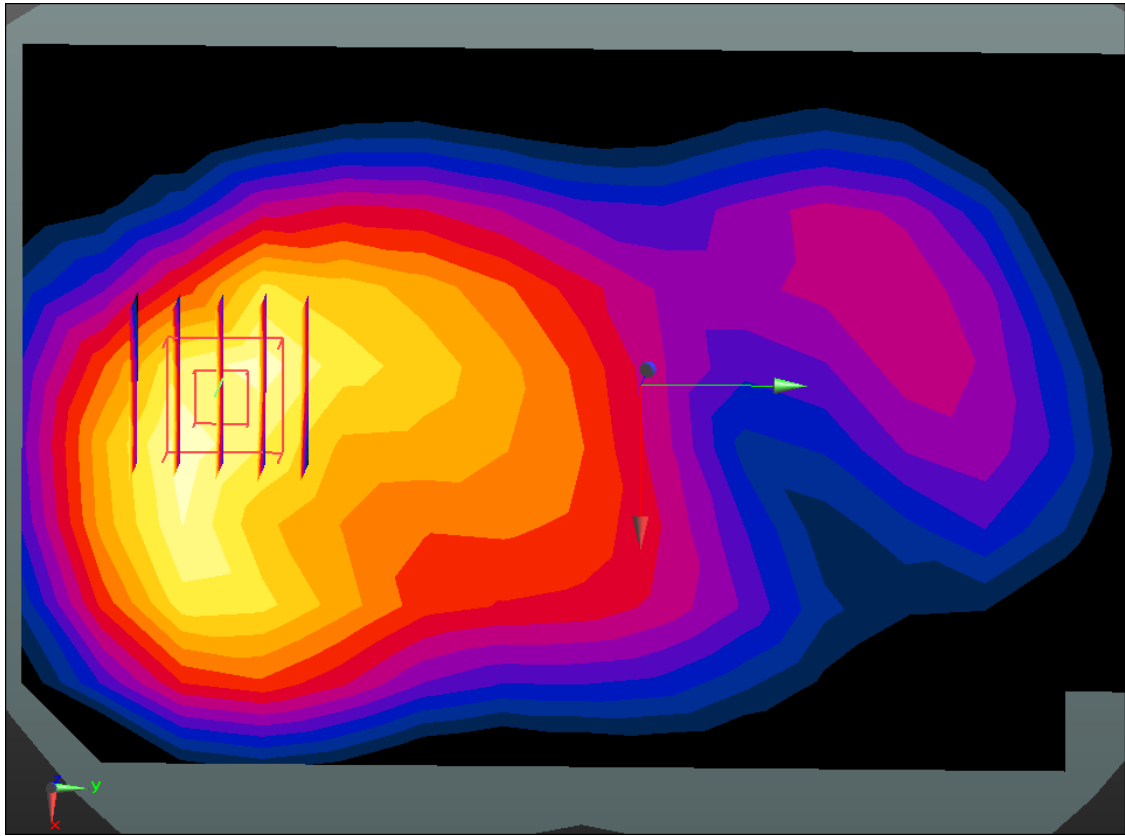
Power Drift = -0.02 dB

Peak SAR (extrapolated) = 0.782 W/kg

**SAR(1 g) = 0.497 W/kg; SAR(10 g) = 0.287 W/kg**



0 dB = 0.594 W/kg



Enlarged Plot for A15

# DT&C Co., Ltd.

**DUT: SS1805; Type: Bar**

Communication System: UID 0, PCS1900\_Class 12 (0); Frequency: 1909.8 MHz; Duty Cycle: 1:2.075  
Medium parameters used:  $f = 1909.8$  MHz;  $\sigma = 1.514$  S/m;  $\epsilon_r = 51.542$ ;  $\rho = 1000$  kg/m<sup>3</sup>  
Phantom section: Flat Section

## **DASY5 Configuration:**

Probe: ES3DV3 - SN3328; ConvF(4.88, 4.88, 4.88); Calibrated: 3/21/2018; Electronics: DAE3 Sn520  
Sensor-Surface: 3mm (Mechanical Surface Detection)  
Phantom: SAM with CRP\_2016\_07\_22\_middle; Type: QD000P40CD; Serial: TP:1786  
Measurement SW: DASY52, Version 52.8 (8); SEMCAD X Version 14.6.10 (7331)

Test Date: 2018-07-18; Ambient Temp: 20.1; Tissue Temp: 20.5

**1 cm space from Body, Rear, PCS1900 GPRS 4Tx Ch. 810, Ant Internal**

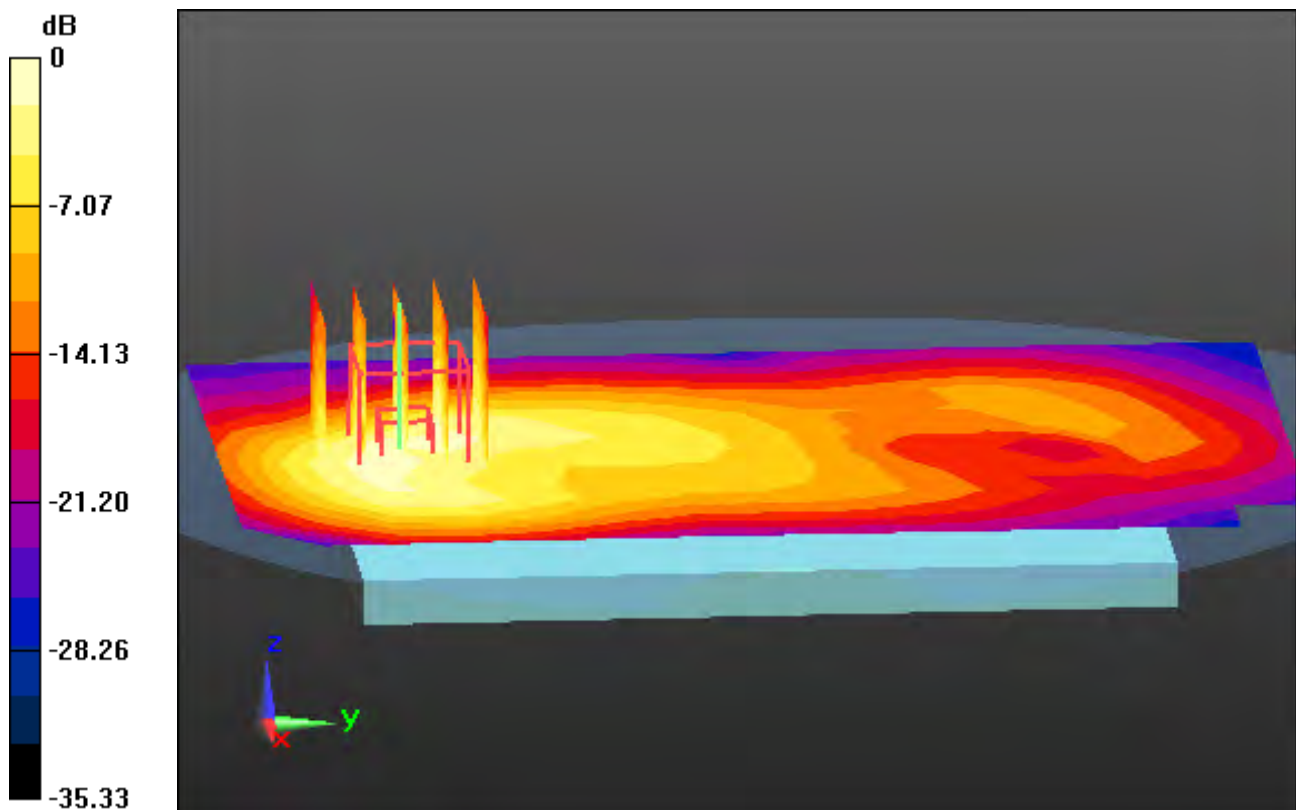
**Area Scan (10x15x1):** Measurement grid: dx=15mm, dy=15mm

**Zoom Scan (5x5x7)/Cube 0:** Measurement grid: dx=8mm, dy=8mm, dz=5mm

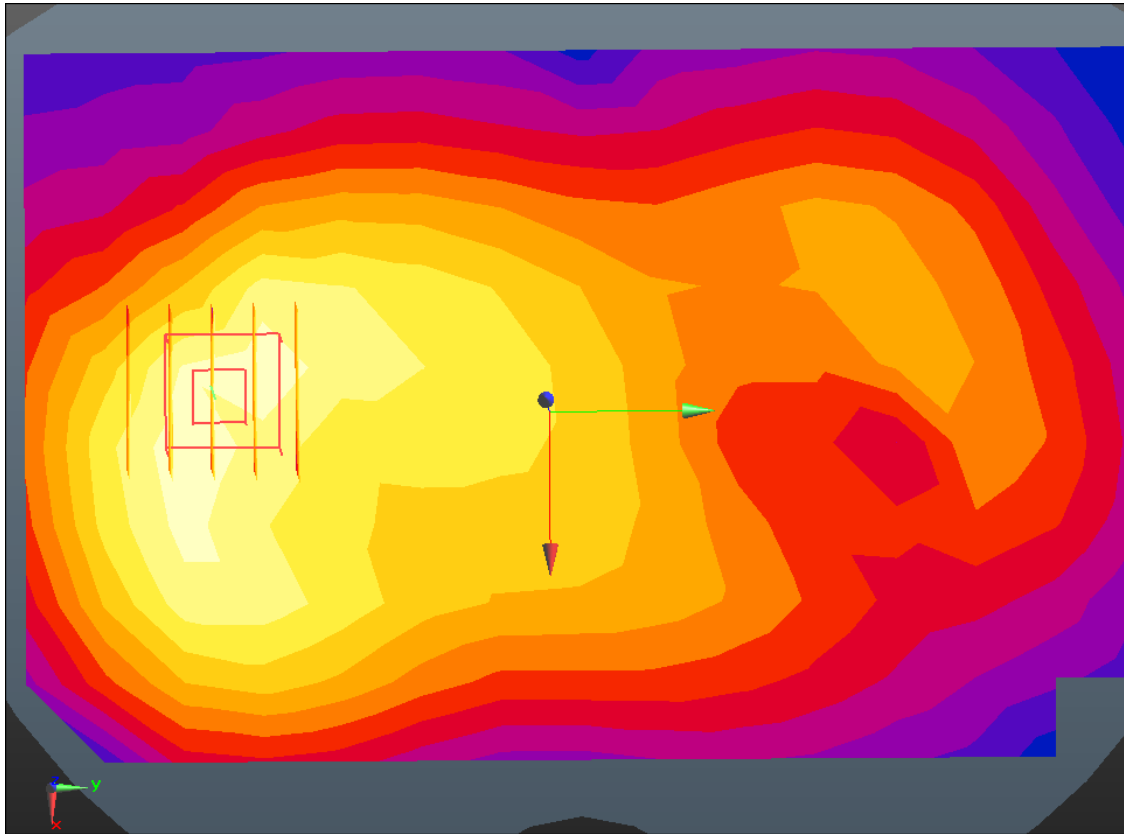
Power Drift = 0.04 dB

Peak SAR (extrapolated) = 3.25 W/kg

**SAR(1 g) = 0.825 W/kg; SAR(10 g) = 0.454 W/kg**



0 dB = 0.970 W/kg



Enlarged Plot for A16

# DT&C Co., Ltd.

**DUT: SS1805; Type: Bar**

Communication System: UID 0, WCDMA Band 4 (0); Frequency: 1732.4 MHz; Duty Cycle: 1:1  
Medium parameters used:  $f = 1732.4$  MHz;  $\sigma = 1.459$  S/m;  $\epsilon_r = 52.636$ ;  $\rho = 1000$  kg/m<sup>3</sup>  
Phantom section: Flat Section

## **DASY5 Configuration:**

Probe: ES3DV3 - SN3328; ConvF(5.1, 5.1, 5.1); Calibrated: 3/21/2018; Electronics: DAE3 Sn520  
Sensor-Surface: 3mm (Mechanical Surface Detection)  
Phantom: SAM with CRP\_2016\_07\_22\_middle; Type: QD000P40CD; Serial: TP:1786  
Measurement SW: DASY52, Version 52.8 (8); SEMCAD X Version 14.6.10 (7331)

Test Date: 2018-07-23; Ambient Temp: 20.5; Tissue Temp: 20.6

**1 cm space from Body, Front, WCDMA Band 4 Ch. 1412, Ant Internal**

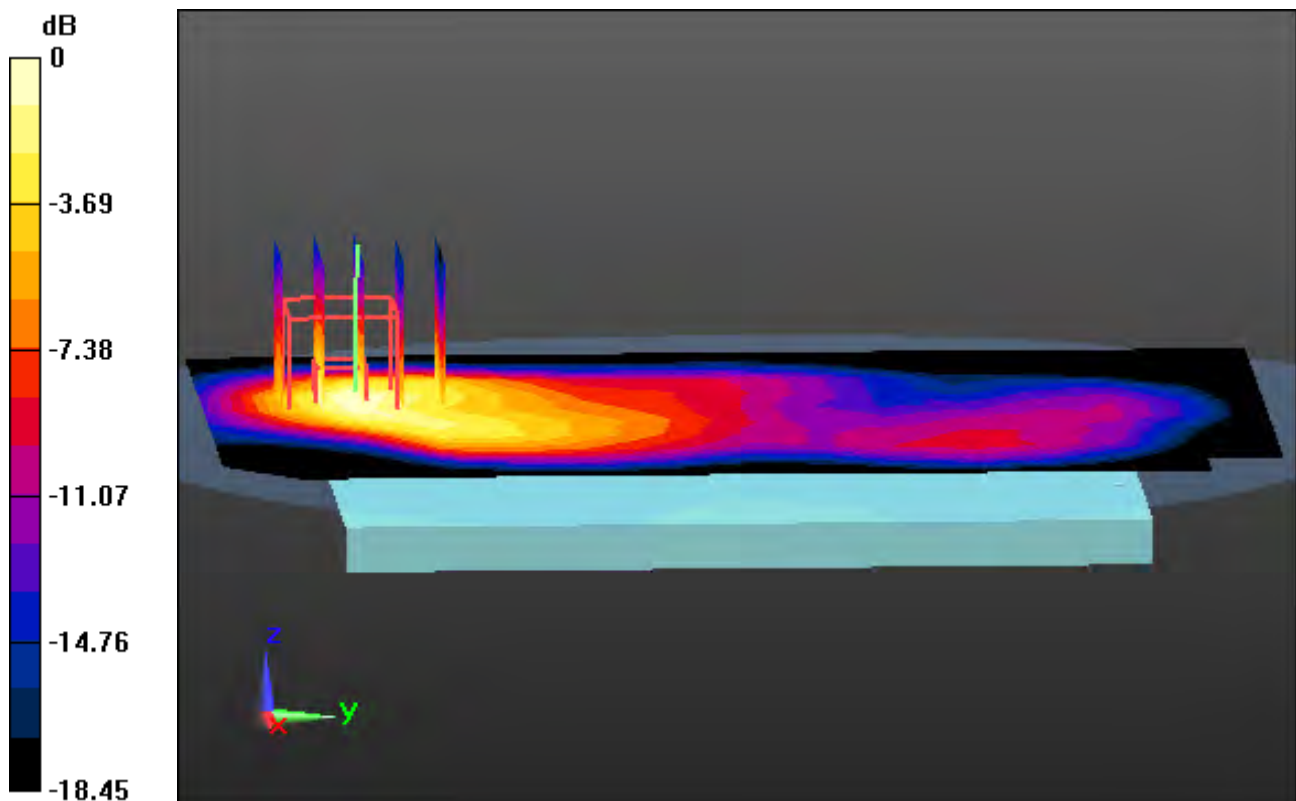
**Area Scan (10x15x1):** Measurement grid: dx=15mm, dy=15mm

**Zoom Scan (5x5x7)/Cube 0:** Measurement grid: dx=8mm, dy=8mm, dz=5mm

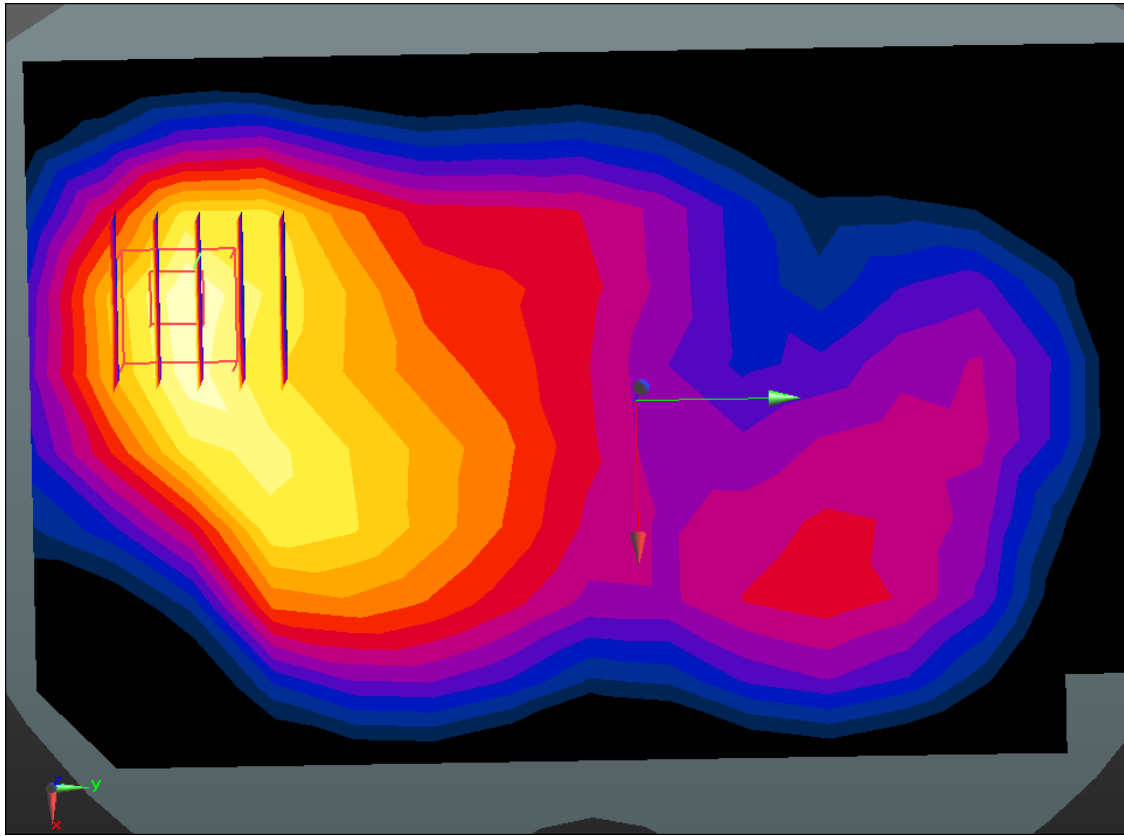
Power Drift = 0.01 dB

Peak SAR (extrapolated) = 0.686 W/kg

**SAR(1 g) = 0.367 W/kg; SAR(10 g) = 0.194 W/kg**



0 dB = 0.460 W/kg



Enlarged Plot for A17

# DT&C Co., Ltd.

**DUT: SS1805; Type: Bar**

Communication System: UID 0, WCDMA 1900 (0); Frequency: 1880 MHz; Duty Cycle: 1:1  
Medium parameters used:  $f = 1880$  MHz;  $\sigma = 1.486$  S/m;  $\epsilon_r = 51.537$ ;  $\rho = 1000$  kg/m<sup>3</sup>  
Phantom section: Flat Section

## **DASY5 Configuration:**

Probe: ES3DV3 - SN3328; ConvF(4.88, 4.88, 4.88); Calibrated: 3/21/2018; Electronics: DAE3 Sn520  
Sensor-Surface: 3mm (Mechanical Surface Detection)  
Phantom: SAM with CRP\_2016\_07\_22\_middle; Type: QD000P40CD; Serial: TP:1786  
Measurement SW: DASY52, Version 52.8 (8); SEMCAD X Version 14.6.10 (7331)

Test Date: 2018-07-20; Ambient Temp: 20.2; Tissue Temp: 20.5

**1 cm space from Body, Front, WCDMA Band 2 Ch. 9400, Ant Internal**

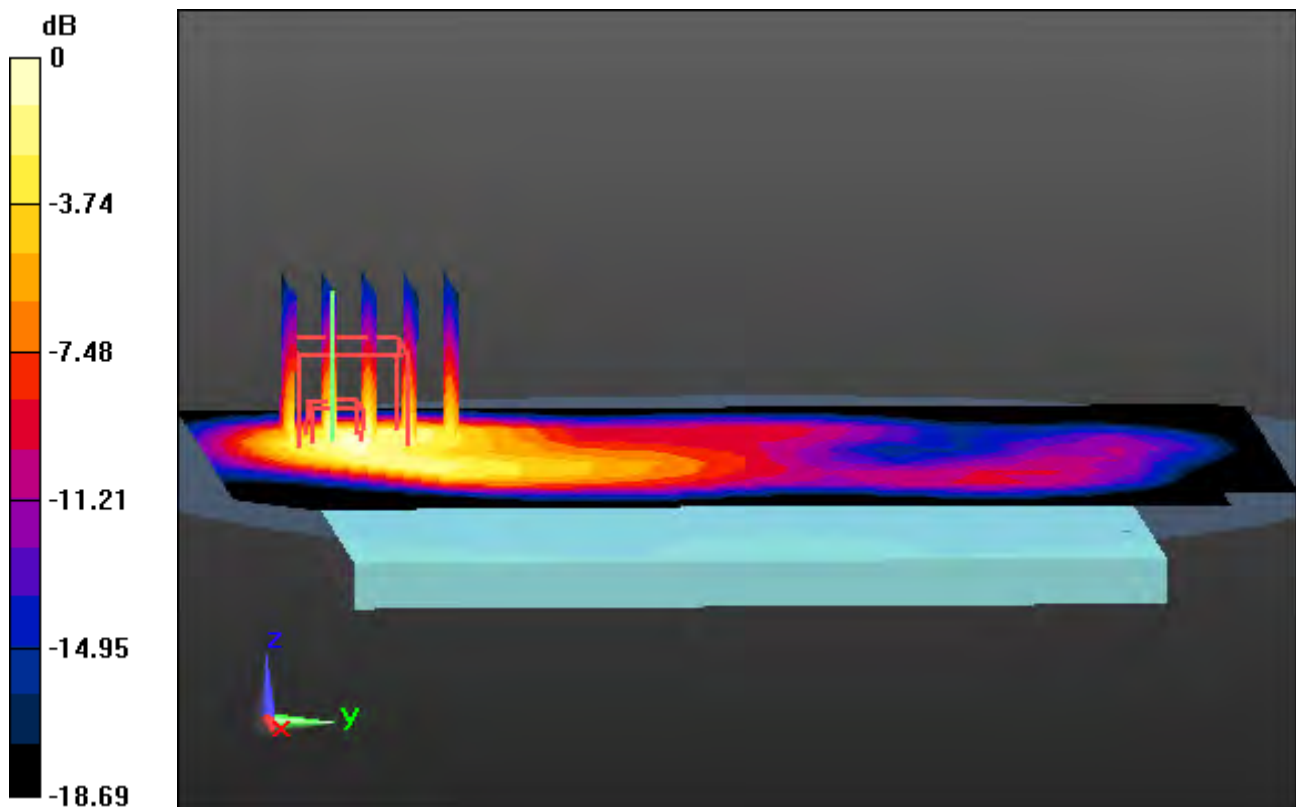
**Area Scan (10x15x1):** Measurement grid: dx=15mm, dy=15mm

**Zoom Scan (5x5x7)/Cube 0:** Measurement grid: dx=8mm, dy=8mm, dz=5mm

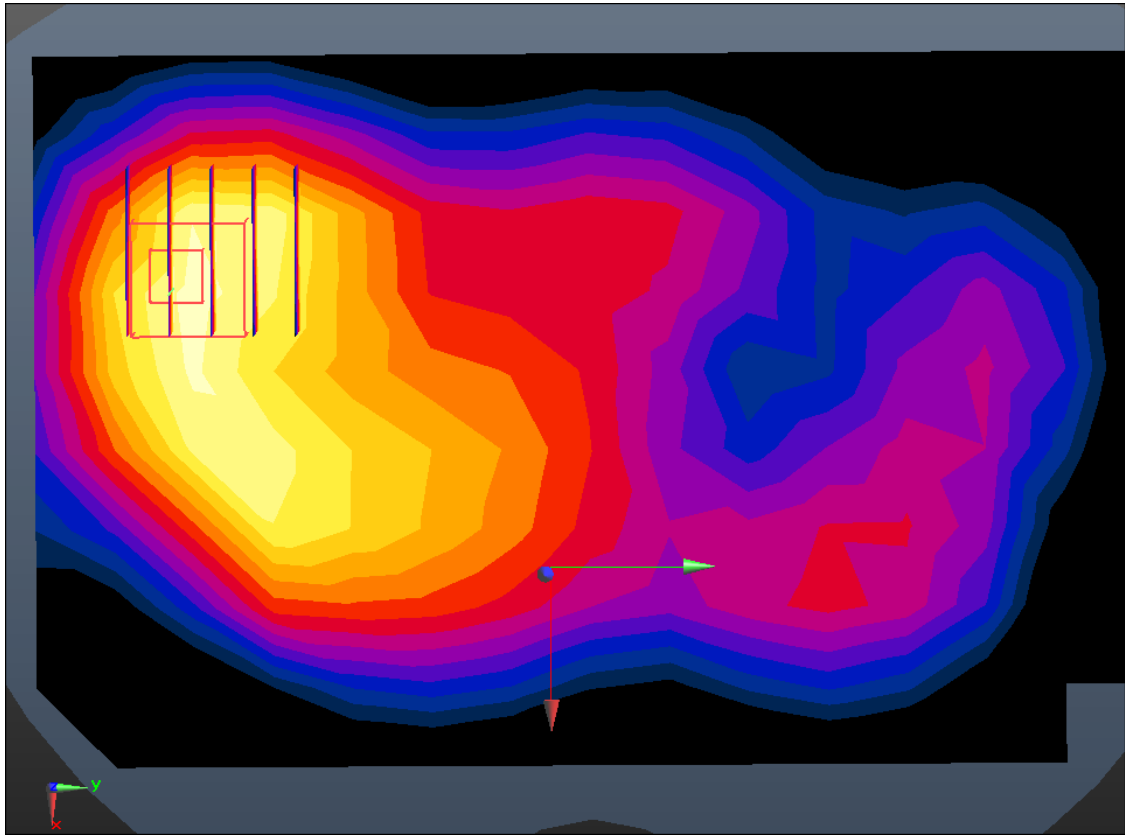
Power Drift = 0.01 dB

Peak SAR (extrapolated) = 0.948 W/kg

**SAR(1 g) = 0.505 W/kg; SAR(10 g) = 0.274 W/kg**



0 dB = 0.650 W/kg



Enlarged Plot for A18



# DT&C Co., Ltd.

**DUT: SS1805; Type: Bar**

Communication System: UID 0, LTE Band 2 (0); Frequency: 1900 MHz; Duty Cycle: 1:1  
Medium parameters used:  $f = 1900$  MHz;  $\sigma = 1.581$  S/m;  $\epsilon_r = 51.559$ ;  $\rho = 1000$  kg/m<sup>3</sup>  
Phantom section: Flat Section

## **DASY5 Configuration:**

Probe: ES3DV3 - SN3328; ConvF(4.88, 4.88, 4.88); Calibrated: 3/21/2018; Electronics: DAE3 Sn520  
Sensor-Surface: 3mm (Mechanical Surface Detection)  
Phantom: SAM with CRP\_2016\_07\_22\_middle; Type: QD000P40CD; Serial: TP:1786  
Measurement SW: DASY52, Version 52.8 (8); SEMCAD X Version 14.6.10 (7331)

Test Date: 2018-07-19; Ambient Temp: 20.3; Tissue Temp: 20.5

**1 cm space from Body, Rear, LTE Band 2 Ch. 19100, Ant Internal**

**Mode : BandWidth 20 MHz, QPSK, RB Size: 1**

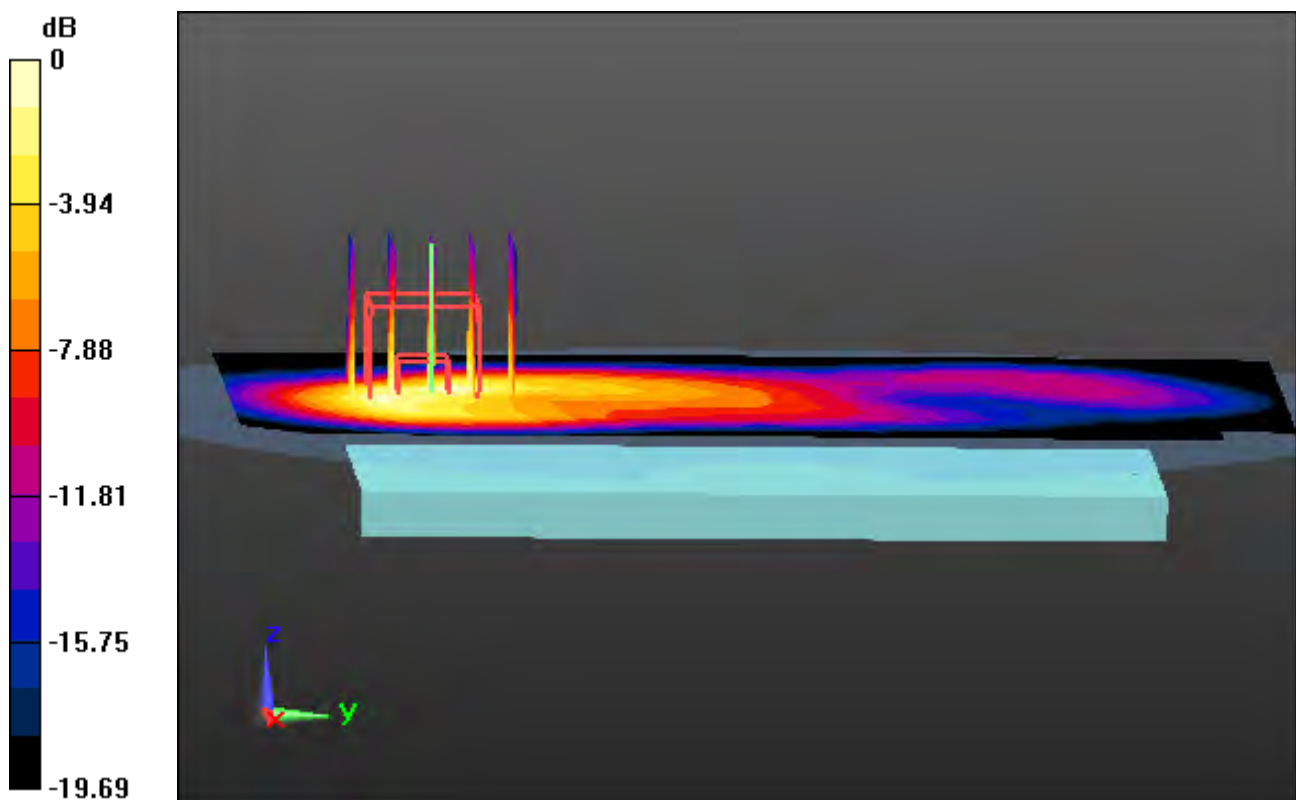
**Area Scan (10x15x1):** Measurement grid: dx=15mm, dy=15mm

**Zoom Scan (5x5x7)/Cube 0:** Measurement grid: dx=8mm, dy=8mm, dz=5mm

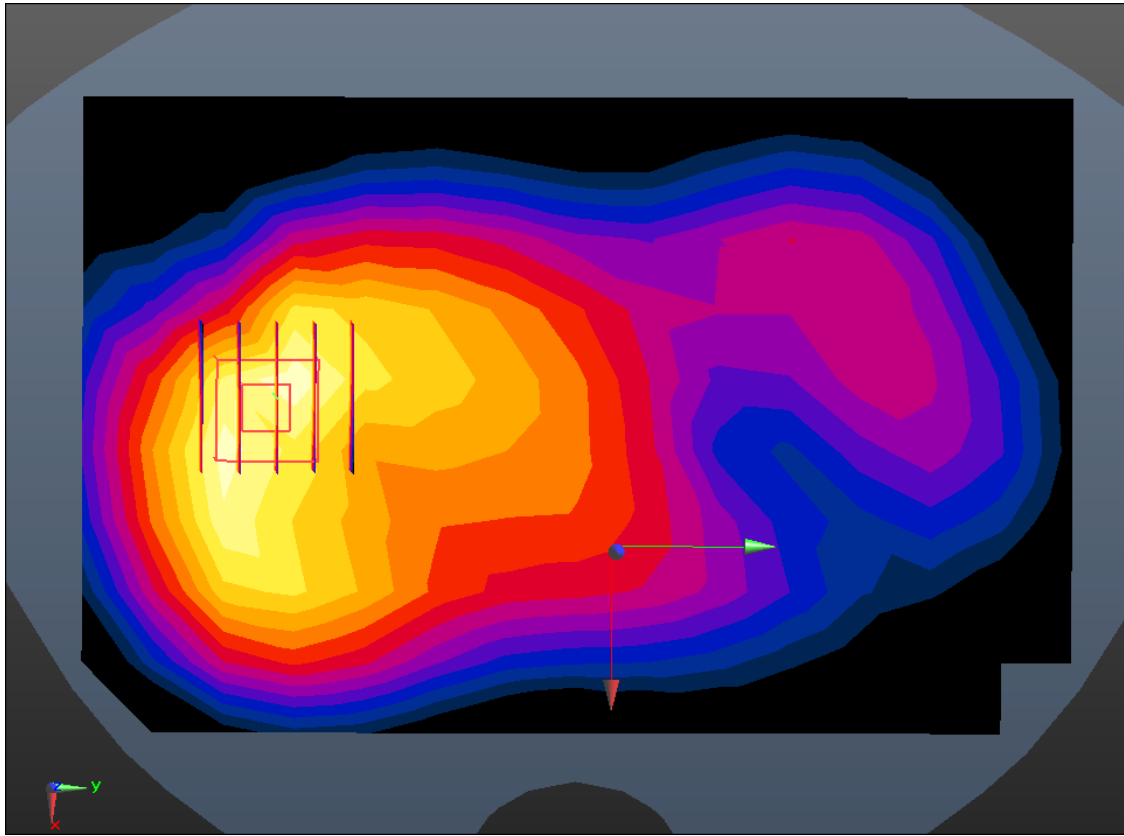
Power Drift = 0.05 dB

Peak SAR (extrapolated) = 1.37 W/kg

**SAR(1 g) = 0.875 W/kg; SAR(10 g) = 0.493 W/kg**



0 dB = 1.05 W/kg



Enlarged Plot for A19

# DT&C Co., Ltd.

**DUT: SS1805; Type: Bar**

Communication System: UID 0, 2.4 GHz W-LAN (0); Frequency: 2412 MHz; Duty Cycle: 1:1  
Medium parameters used:  $f = 2412$  MHz;  $\sigma = 1.895$  S/m;  $\epsilon_r = 52.677$ ;  $\rho = 1000$  kg/m<sup>3</sup>  
Phantom section: Flat Section

## **DASY5 Configuration:**

Probe: EX3DV4 - SN3866; ConvF(7.4, 7.4, 7.4); Calibrated: 5/31/2018; Electronics: DAE4 Sn1394  
Sensor-Surface: 2mm (Mechanical Surface Detection)  
Phantom: SAM-twin middle\_2013\_09\_24; Type: QD000P40CD; Serial: 1782  
Measurement SW: DASY52, Version 52.8 (8); SEMCAD X Version 14.6.10 (7331)

Test Date: 2018-07-23; Ambient Temp: 21.1; Tissue Temp: 21.3

**1.0 cm space from Body, Rear, W-LAN(802.11b - 2.4G) Ch. 1, Ant Internal**

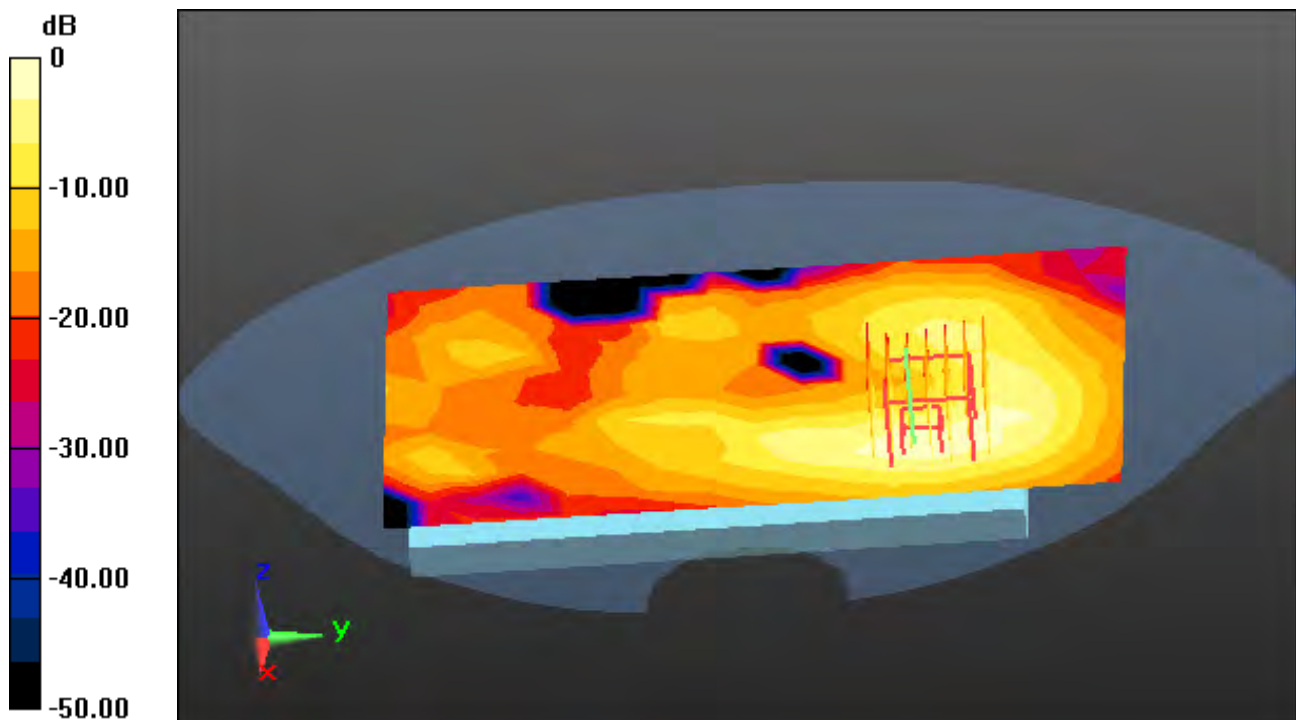
**Area Scan (11x17x1):** Measurement grid: dx=12mm, dy=12mm

**Zoom Scan (7x7x7)/Cube 0:** Measurement grid: dx=5mm, dy=5mm, dz=5mm

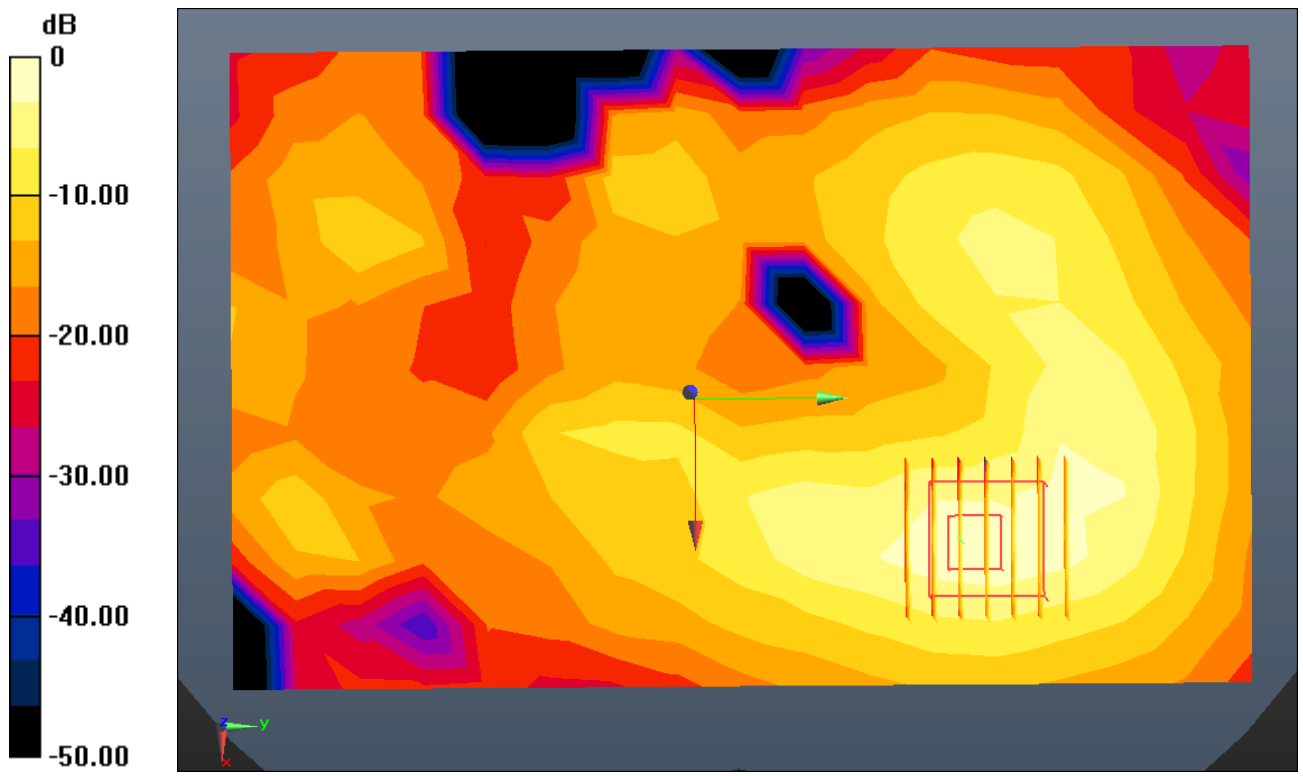
Power Drift = 0.10 dB

Peak SAR (extrapolated) = 0.321 W/kg

**SAR(1 g) = 0.160 W/kg; SAR(10 g) = 0.074 W/kg**



0 dB = 0.238 W/kg



0 dB = 0.238 W/kg

Enlarged Plot for A20

# DT&C Co., Ltd.

**DUT: SS1805; Type: Bar**

Communication System: UID 0, W-LAN\_5 GHz(FCC) (0); Frequency: 5320 MHz; Duty Cycle: 1:1  
Medium parameters used:  $f = 5320$  MHz;  $\sigma = 5.354$  S/m;  $\epsilon_r = 47.248$ ;  $\rho = 1000$  kg/m<sup>3</sup>  
Phantom section: Flat Section

## **DASY5 Configuration:**

Probe: EX3DV4 - SN3866; ConvF(4.5, 4.5, 4.5); Calibrated: 5/31/2018; Electronics: DAE4 Sn1394  
Sensor-Surface: 1.4mm (Mechanical Surface Detection)  
Phantom: SAM-twin right\_2013\_09\_24; Type: QD000P40CD; Serial: TP:1783  
Measurement SW: DASY52, Version 52.8 (8); SEMCAD X Version 14.6.10 (7331)

Test Date: 2018-07-24; Ambient Temp: 21.3; Tissue Temp: 21.0

## **1.0 cm space from Body, Rear, W-LAN(802.11a - 5.3G) Ch. 64, Ant Internal**


**Area Scan (13x21x1):** Measurement grid: dx=10mm, dy=10mm

**Zoom Scan (8x8x7)/Cube 0:** Measurement grid: dx=4mm, dy=4mm, dz=1.4mm, Graded Ratio: 1.4

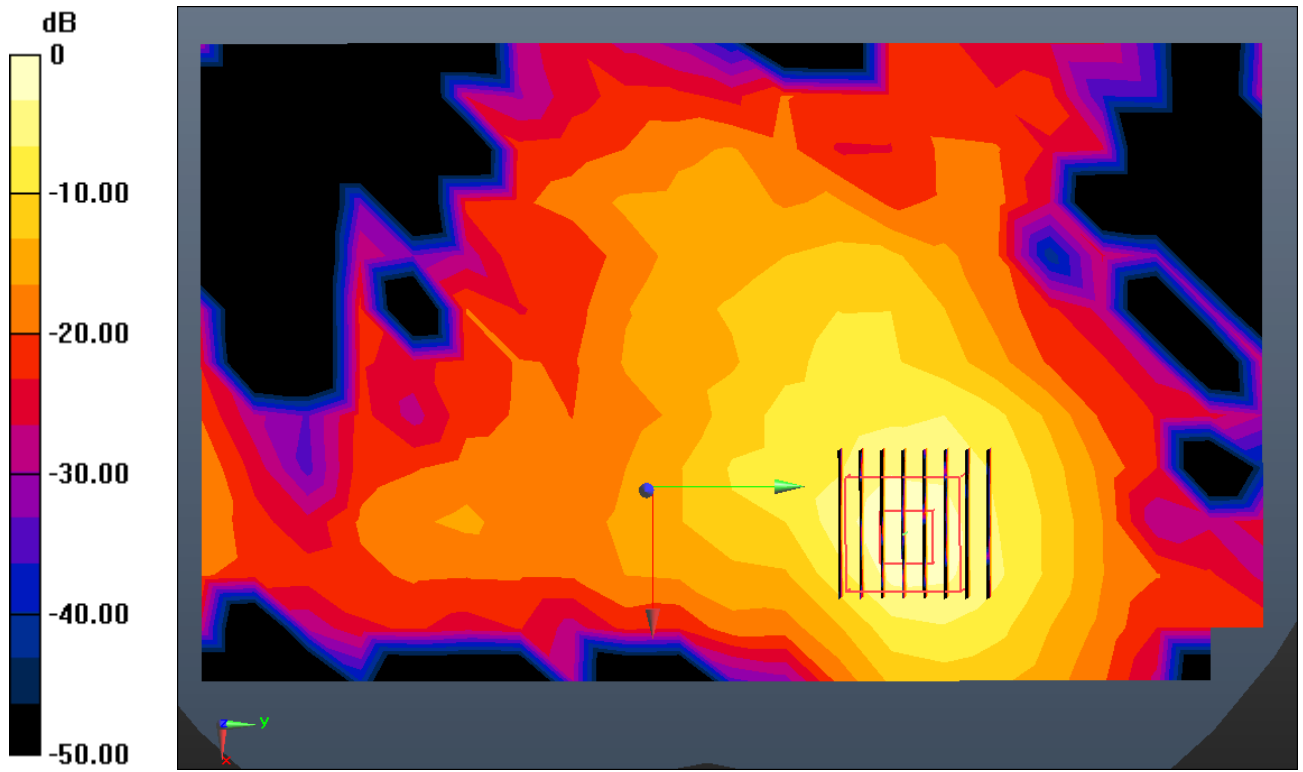
Power Drift = -0.08 dB

Peak SAR (extrapolated) = 1.24 W/kg

**SAR(1 g) = 0.321 W/kg; SAR(10 g) = 0.107 W/kg**



0 dB = 0.777 W/kg



0 dB = 0.777 W/kg

Enlarged Plot for A21

# DT&C Co., Ltd.

**DUT: SS1805; Type: Bar**

Communication System: UID 0, W-LAN\_5 GHz(FCC) (0); Frequency: 5500 MHz; Duty Cycle: 1:1  
Medium parameters used:  $f = 5500$  MHz;  $\sigma = 5.695$  S/m;  $\epsilon_r = 48.367$ ;  $\rho = 1000$  kg/m<sup>3</sup>  
Phantom section: Flat Section

## **DASY5 Configuration:**

Probe: EX3DV4 - SN3866; ConvF(3.95, 3.95, 3.95); Calibrated: 5/31/2018; Electronics: DAE4 Sn1394  
Sensor-Surface: 1.4mm (Mechanical Surface Detection)  
Phantom: SAM-twin right\_2013\_09\_24; Type: QD000P40CD; Serial: TP:1783  
Measurement SW: DASY52, Version 52.8 (8); SEMCAD X Version 14.6.10 (7331)

Test Date: 2018-07-25; Ambient Temp: 20.9; Tissue Temp: 21.0

**1.0 cm space from Body, Rear, W-LAN(802.11a - 5.6G) Ch. 100, Ant Internal**

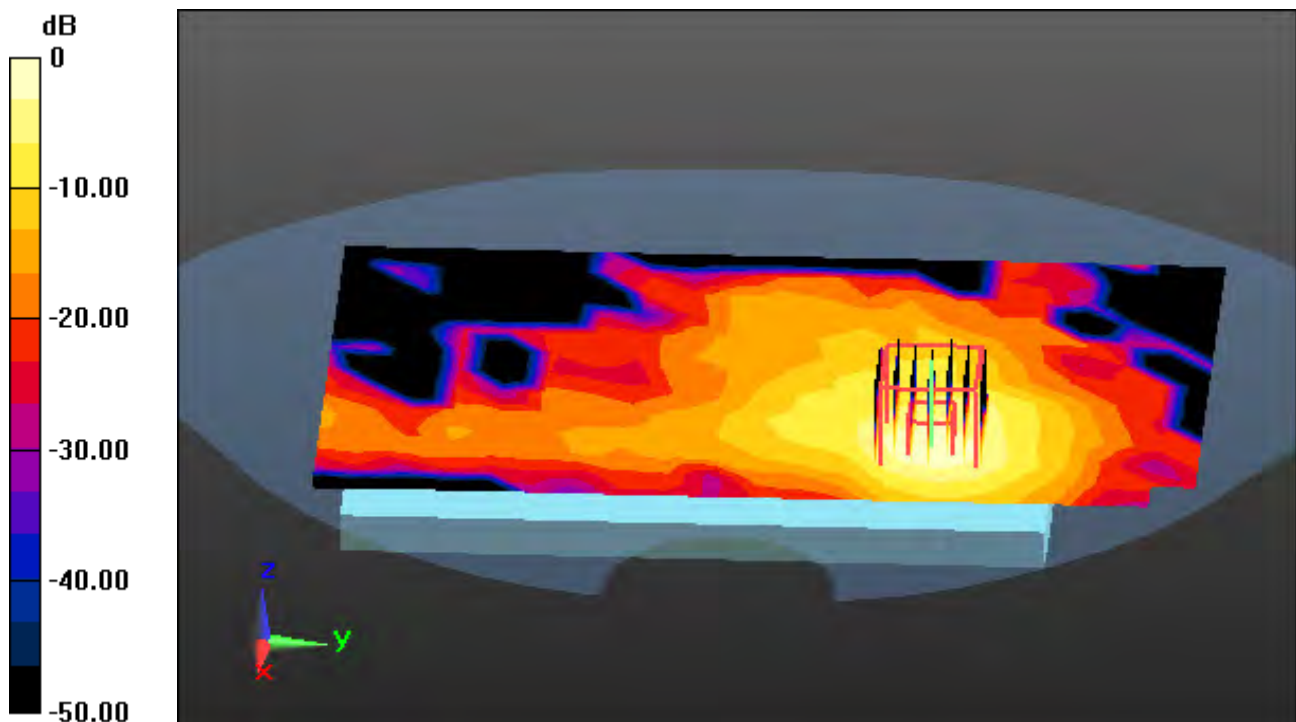
**Area Scan (13x21x1):** Measurement grid: dx=10mm, dy=10mm

**Zoom Scan (7x7x7)/Cube 0:** Measurement grid: dx=4mm, dy=4mm, dz=1.4mm, Graded Ratio: 1.4

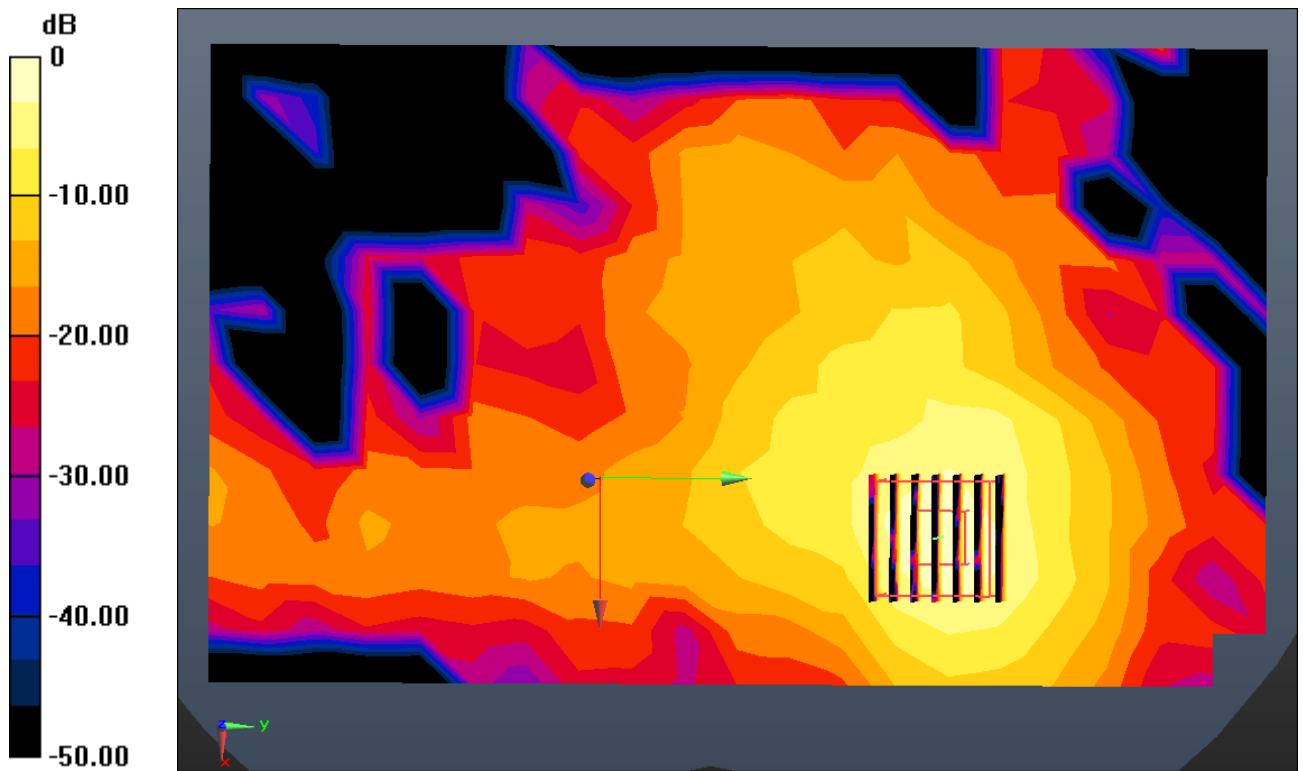
Power Drift = -0.03 dB

Peak SAR (extrapolated) = 1.21 W/kg

**SAR(1 g) = 0.293 W/kg; SAR(10 g) = 0.098 W/kg**



0 dB = 0.739 W/kg



0 dB = 0.739 W/kg

Enlarged Plot for A22



# DT&C Co., Ltd.

**DUT: SS1805; Type: Bar**

Communication System: UID 0, W-LAN\_5 GHz(FCC) (0); Frequency: 5785 MHz; Duty Cycle: 1:1  
Medium parameters used:  $f = 5785$  MHz;  $\sigma = 6.064$  S/m;  $\epsilon_r = 47.649$ ;  $\rho = 1000$  kg/m<sup>3</sup>  
Phantom section: Flat Section

## **DASY5 Configuration:**

Probe: EX3DV4 - SN3866; ConvF(4.16, 4.16, 4.16); Calibrated: 5/31/2018; Electronics: DAE4 Sn1394  
Sensor-Surface: 1.4mm (Mechanical Surface Detection)  
Phantom: SAM-twin right\_2013\_09\_24; Type: QD000P40CD; Serial: TP:1783  
Measurement SW: DASY52, Version 52.8 (8); SEMCAD X Version 14.6.10 (7331)

Test Date: 2018-07-26; Ambient Temp: 21.0; Tissue Temp: 21.2

**1.0 cm space from Body, Rear, W-LAN(802.11a - 5.8G) Ch. 157, Ant Internal**

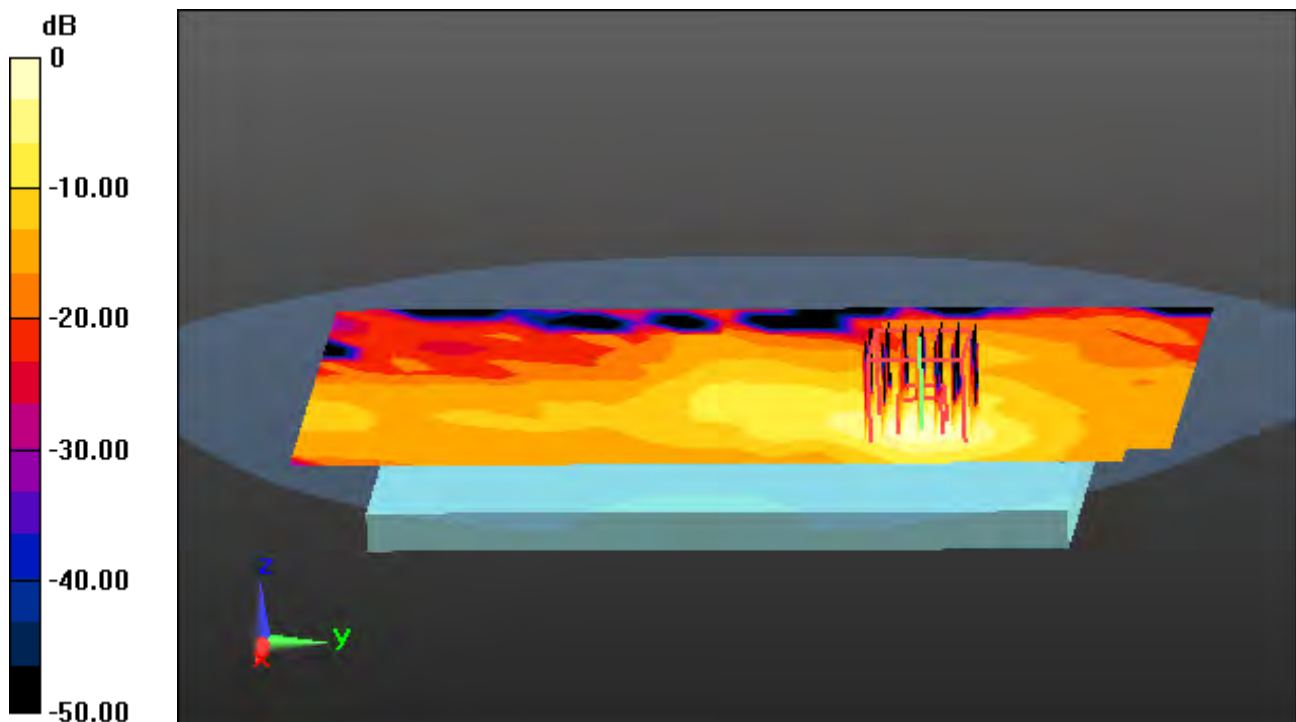
**Area Scan (13x21x1):** Measurement grid: dx=10mm, dy=10mm

**Zoom Scan (7x7x7)/Cube 0:** Measurement grid: dx=4mm, dy=4mm, dz=1.4mm, Graded Ratio: 1.4

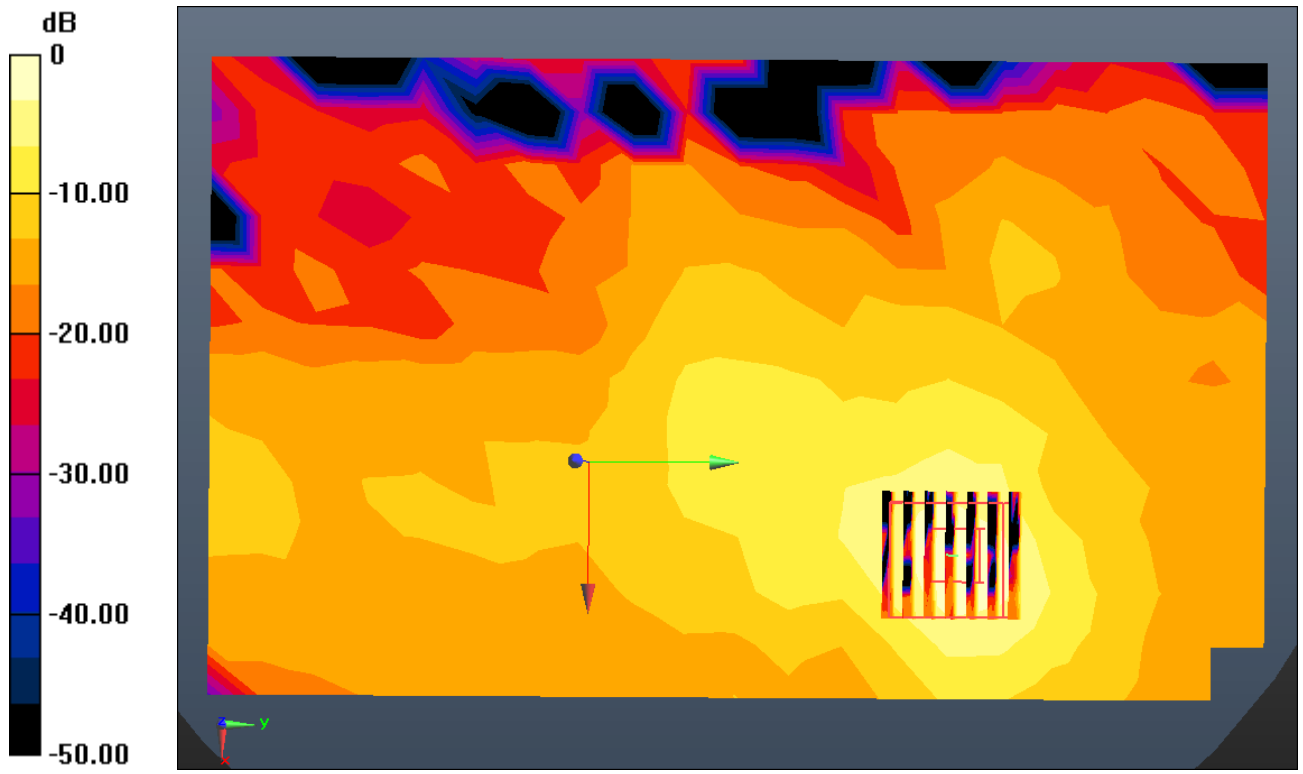
Power Drift = -0.14 dB

Peak SAR (extrapolated) = 1.37 W/kg

**SAR(1 g) = 0.295 W/kg; SAR(10 g) = 0.092 W/kg**



0 dB = 0.805 W/kg



0 dB = 0.805 W/kg

Enlarged Plot for A23

## DT&C Co., Ltd.

**DUT: SS1805; Type: Bar**

Communication System: UID 0, Bluetooth (0); Frequency: 2441 MHz; Duty Cycle: 1:1.302

Medium parameters used:  $f = 2441$  MHz;  $\sigma = 1.931$  S/m;  $\epsilon_r = 52.614$ ;  $\rho = 1000$  kg/m<sup>3</sup>

Phantom section: Flat Section

### **DASY5 Configuration:**

Probe: EX3DV4 - SN3866; ConvF(7.4, 7.4, 7.4); Calibrated: 5/31/2018; Electronics: DAE4 Sn1394  
Sensor-Surface: 2mm (Mechanical Surface Detection)

Phantom: SAM-twin middle\_2013\_09\_24; Type: QD000P40CD; Serial: 1782

Measurement SW: DASY52, Version 52.8 (8); SEMCAD X Version 14.6.10 (7331)

Test Date: 2018-07-23; Ambient Temp: 21.1; Tissue Temp: 21.3

**1.0 cm space from Body, Rear, Bluetooth 1Mbps Ch. 39, Ant Internal**

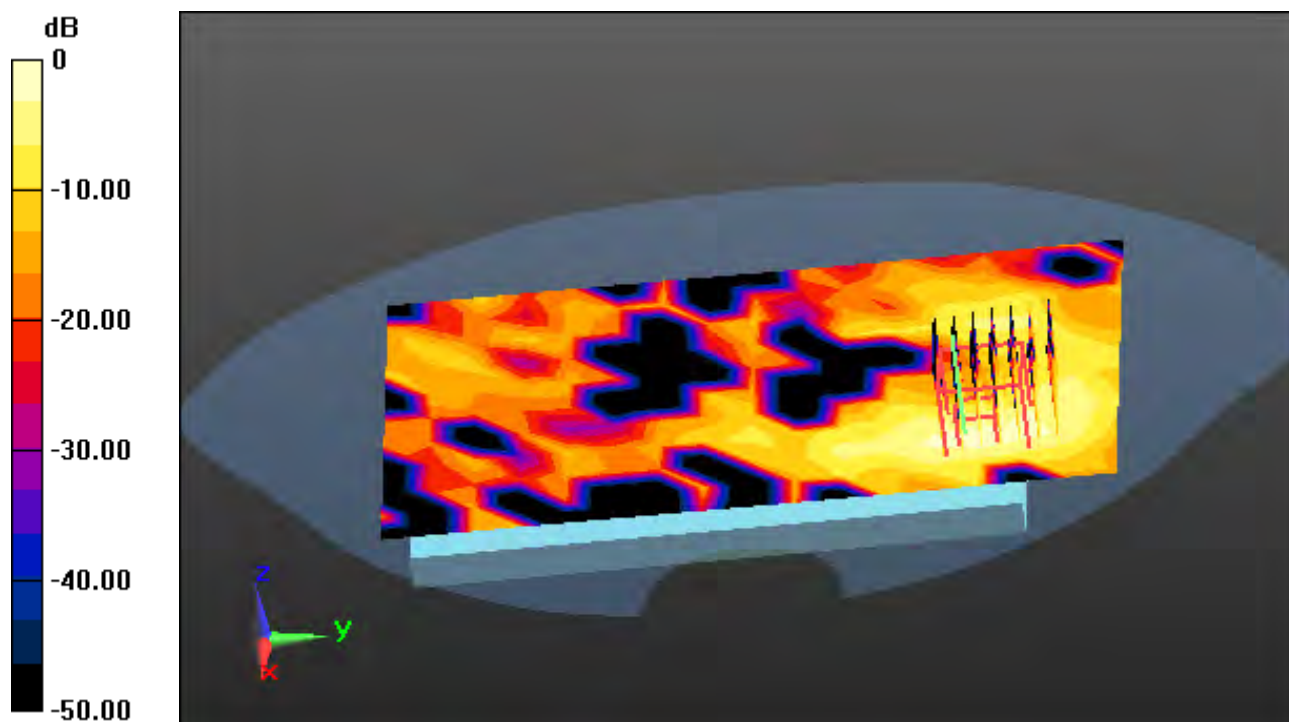
**Area Scan (11x17x1):** Measurement grid: dx=12mm, dy=12mm

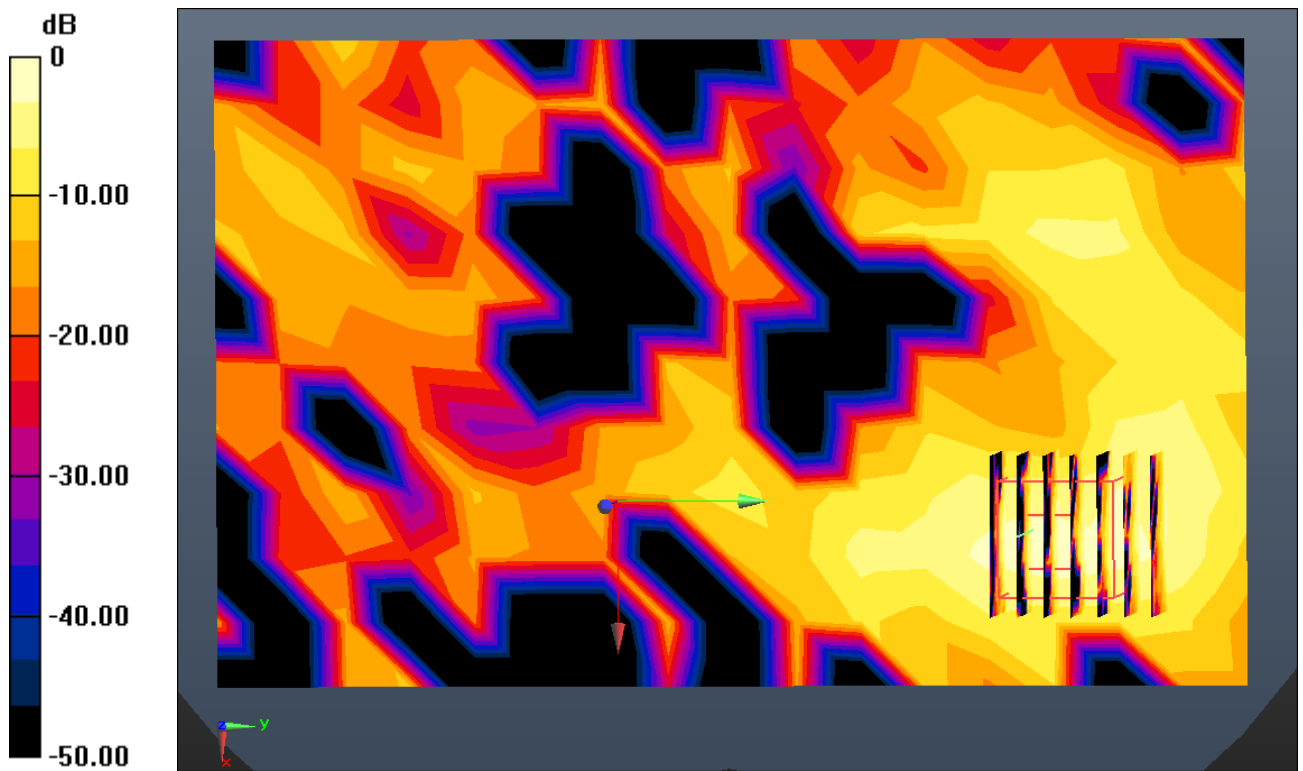
**Zoom Scan (7x7x7)/Cube 0:** Measurement grid: dx=5mm, dy=5mm, dz=5mm

Power Drift = -0.17 dB

Peak SAR (extrapolated) = 0.0220 W/kg

**SAR(1 g) = 0.00953 W/kg; SAR(10 g) = 0.0035 W/kg**





0 dB = 0.0164 W/kg

Enlarged Plot for A24

# DT&C Co., Ltd.

**DUT: SS1805; Type: Bar**

Communication System: UID 0, PCS1900\_Class 12 (0); Frequency: 1909.8 MHz; Duty Cycle: 1:2.075

Medium parameters used:  $f = 1909.8$  MHz;  $\sigma = 1.514$  S/m;  $\epsilon_r = 51.542$ ;  $\rho = 1000$  kg/m<sup>3</sup>

Phantom section: Flat Section

## **DASY5 Configuration:**

Probe: ES3DV3 - SN3328; ConvF(4.88, 4.88, 4.88); Calibrated: 3/21/2018; Electronics: DAE3 Sn520  
Sensor-Surface: 3mm (Mechanical Surface Detection)

Phantom: SAM with CRP\_2016\_07\_22\_middle; Type: QD000P40CD; Serial: TP:1786

Measurement SW: DASY52, Version 52.8 (8); SEMCAD X Version 14.6.10 (7331)

Test Date: 2018-07-18; Ambient Temp: 20.1; Tissue Temp: 20.5

**1 cm space from Body, Bottom, PCS1900 GPRS 4Tx Ch. 810, Ant Internal**

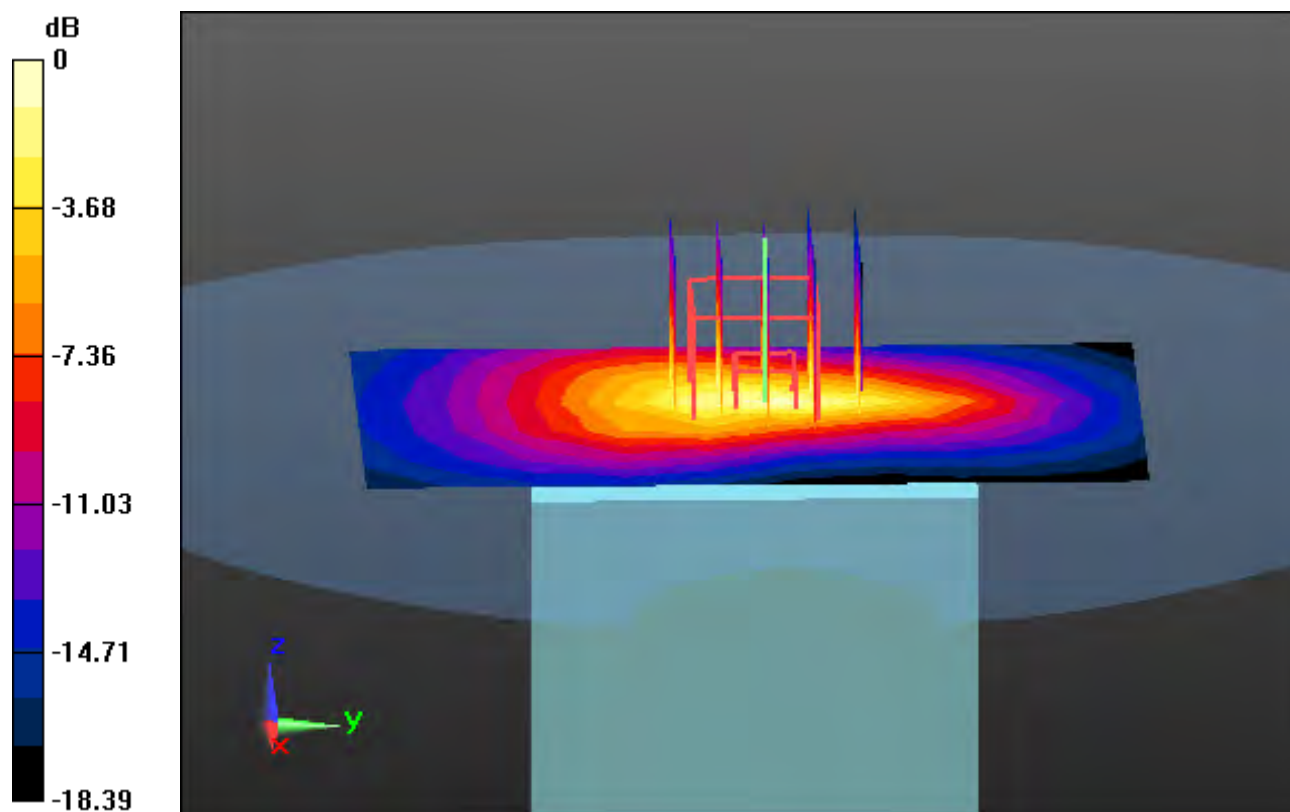
**Area Scan (6x10x1):** Measurement grid: dx=15mm, dy=15mm

**Zoom Scan (5x5x7)/Cube 0:** Measurement grid: dx=8mm, dy=8mm, dz=5mm

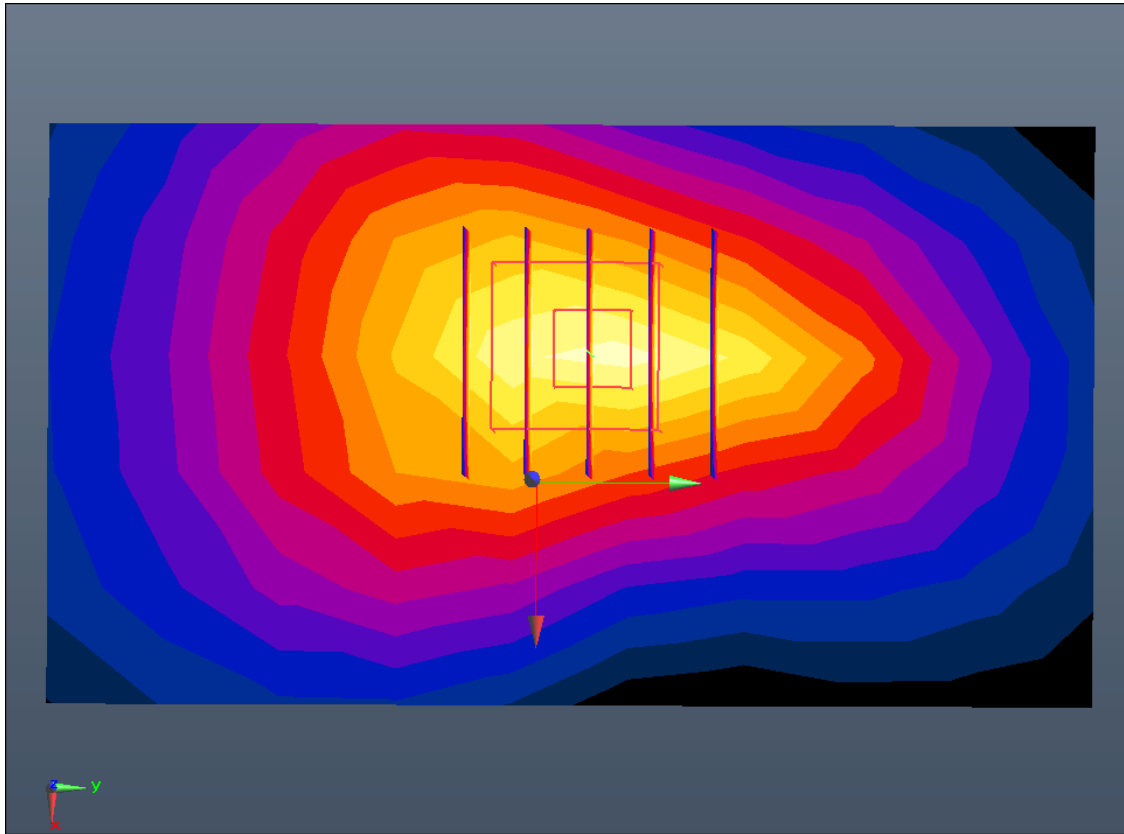
Power Drift = -0.00 dB

Peak SAR (extrapolated) = 1.38 W/kg

**SAR(1 g) = 0.832 W/kg; SAR(10 g) = 0.462 W/kg**



0 dB = 1.03 W/kg



Enlarged Plot for A25

# DT&C Co., Ltd.

**DUT: SS1805; Type: Bar**

Communication System: UID 0, WCDMA Band 4 (0); Frequency: 1732.4 MHz; Duty Cycle: 1:1  
Medium parameters used:  $f = 1732.4$  MHz;  $\sigma = 1.459$  S/m;  $\epsilon_r = 52.636$ ;  $\rho = 1000$  kg/m<sup>3</sup>  
Phantom section: Flat Section

## **DASY5 Configuration:**

Probe: ES3DV3 - SN3328; ConvF(5.1, 5.1, 5.1); Calibrated: 3/21/2018; Electronics: DAE3 Sn520  
Sensor-Surface: 3mm (Mechanical Surface Detection)  
Phantom: SAM with CRP\_2016\_07\_22\_middle; Type: QD000P40CD; Serial: TP:1786  
Measurement SW: DASY52, Version 52.8 (8); SEMCAD X Version 14.6.10 (7331)

Test Date: 2018-07-23; Ambient Temp: 20.5; Tissue Temp: 20.6

**1 cm space from Body, Bottom, WCDMA Band 4 Ch. 1412, Ant Internal**

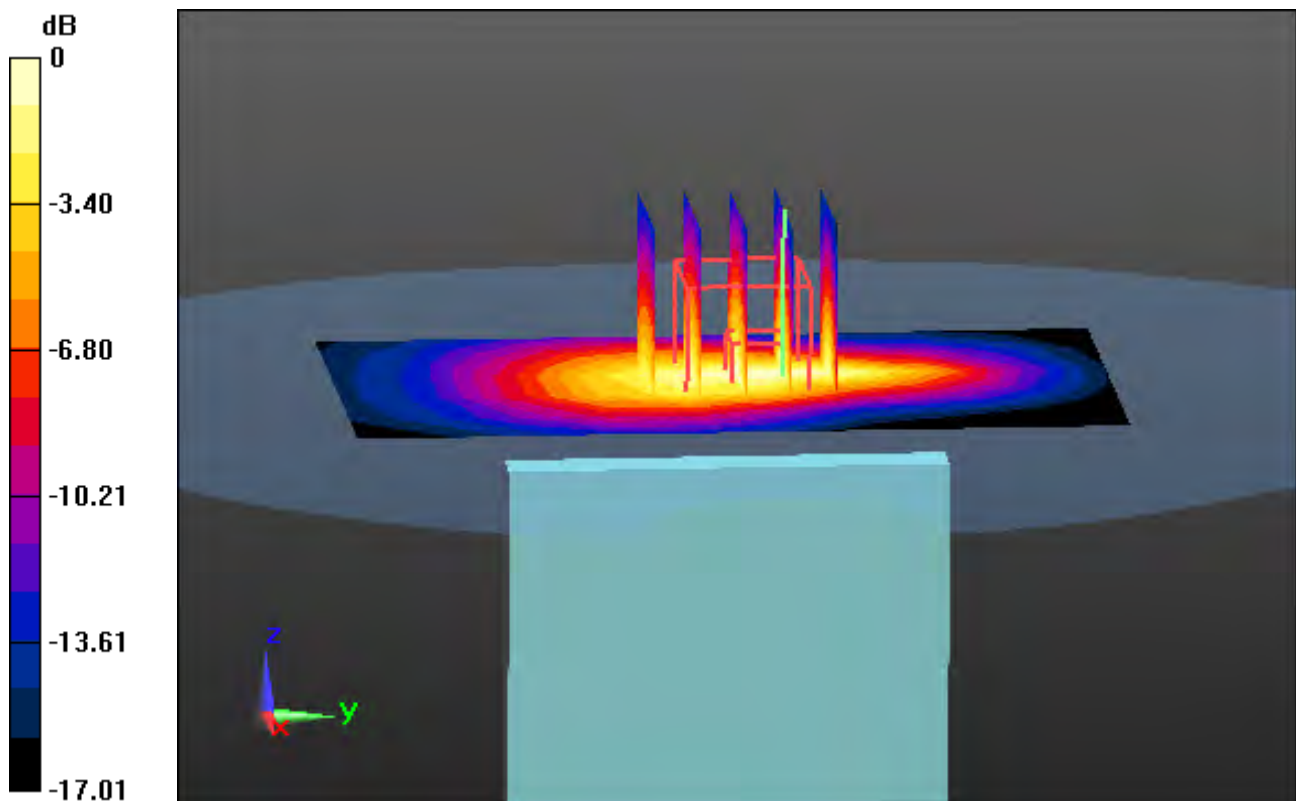
**Area Scan (6x10x1):** Measurement grid: dx=15mm, dy=15mm

**Zoom Scan (5x5x7)/Cube 0:** Measurement grid: dx=8mm, dy=8mm, dz=5mm

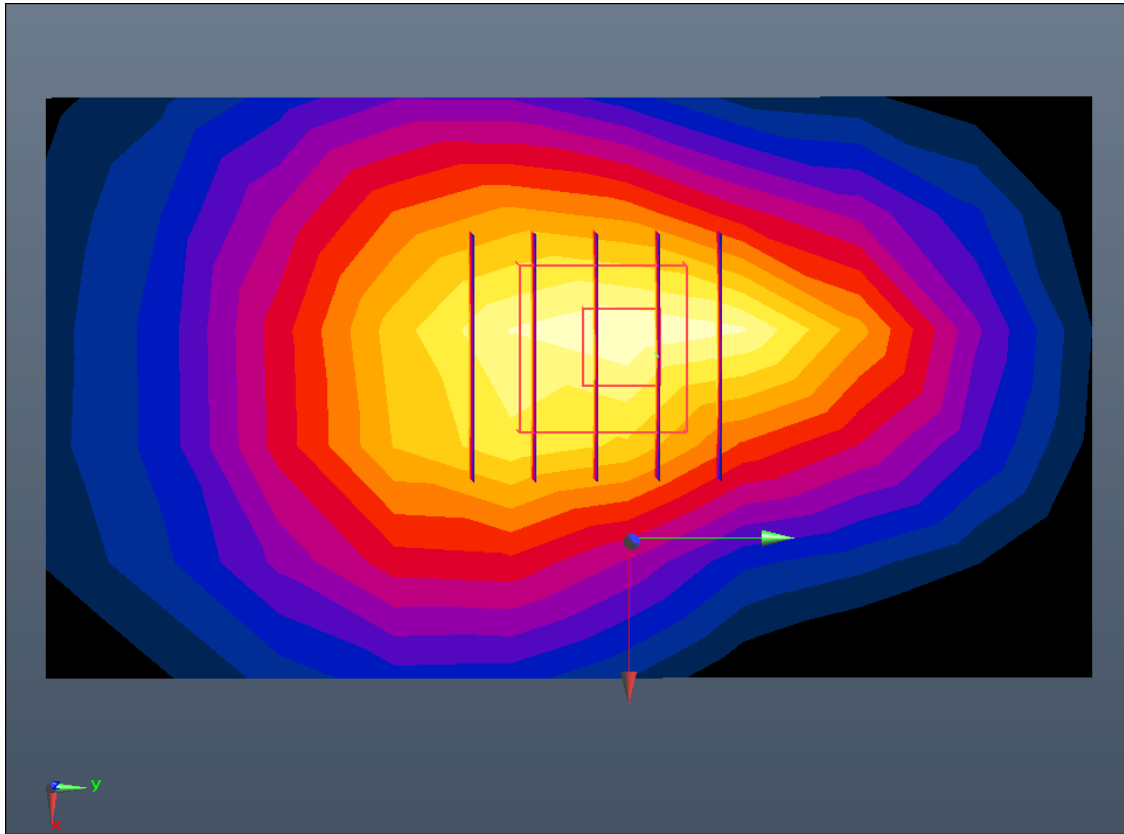
Power Drift = -0.09 dB

Peak SAR (extrapolated) = 0.658 W/kg

**SAR(1 g) = 0.399 W/kg; SAR(10 g) = 0.227 W/kg**



0 dB = 0.480 W/kg



Enlarged Plot for A26



# DT&C Co., Ltd.

**DUT: SS1805; Type: Bar**

Communication System: UID 0, WCDMA 1900 (0); Frequency: 1880 MHz; Duty Cycle: 1:1  
Medium parameters used:  $f = 1880$  MHz;  $\sigma = 1.486$  S/m;  $\epsilon_r = 51.537$ ;  $\rho = 1000$  kg/m<sup>3</sup>  
Phantom section: Flat Section

## **DASY5 Configuration:**

Probe: ES3DV3 - SN3328; ConvF(4.88, 4.88, 4.88); Calibrated: 3/21/2018; Electronics: DAE3 Sn520  
Sensor-Surface: 3mm (Mechanical Surface Detection)  
Phantom: SAM with CRP\_2016\_07\_22\_middle; Type: QD000P40CD; Serial: TP:1786  
Measurement SW: DASY52, Version 52.8 (8); SEMCAD X Version 14.6.10 (7331)

Test Date: 2018-07-20; Ambient Temp: 20.2; Tissue Temp: 20.5

**1 cm space from Body, Bottom, WCDMA Band 2 Ch. 9400, Ant Internal**

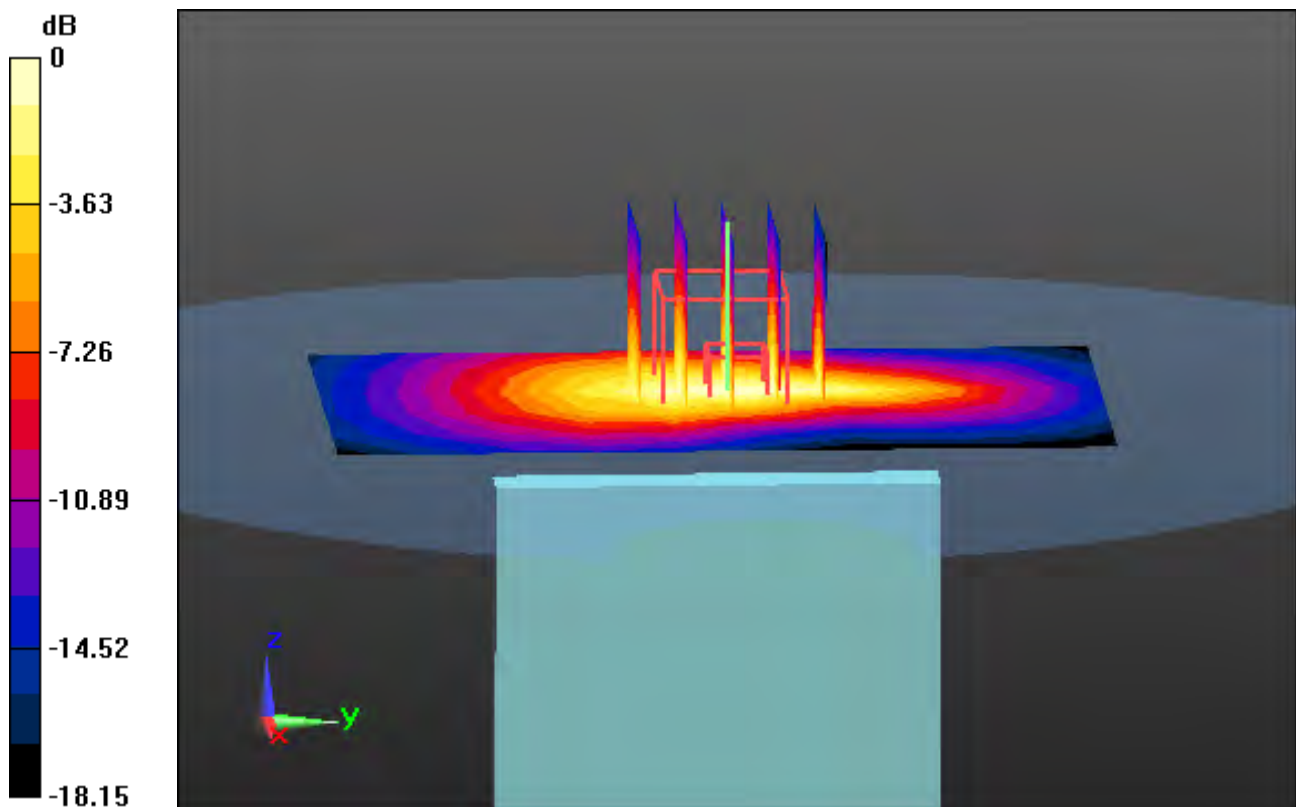
**Area Scan (6x10x1):** Measurement grid: dx=15mm, dy=15mm

**Zoom Scan (5x5x7)/Cube 0:** Measurement grid: dx=8mm, dy=8mm, dz=5mm

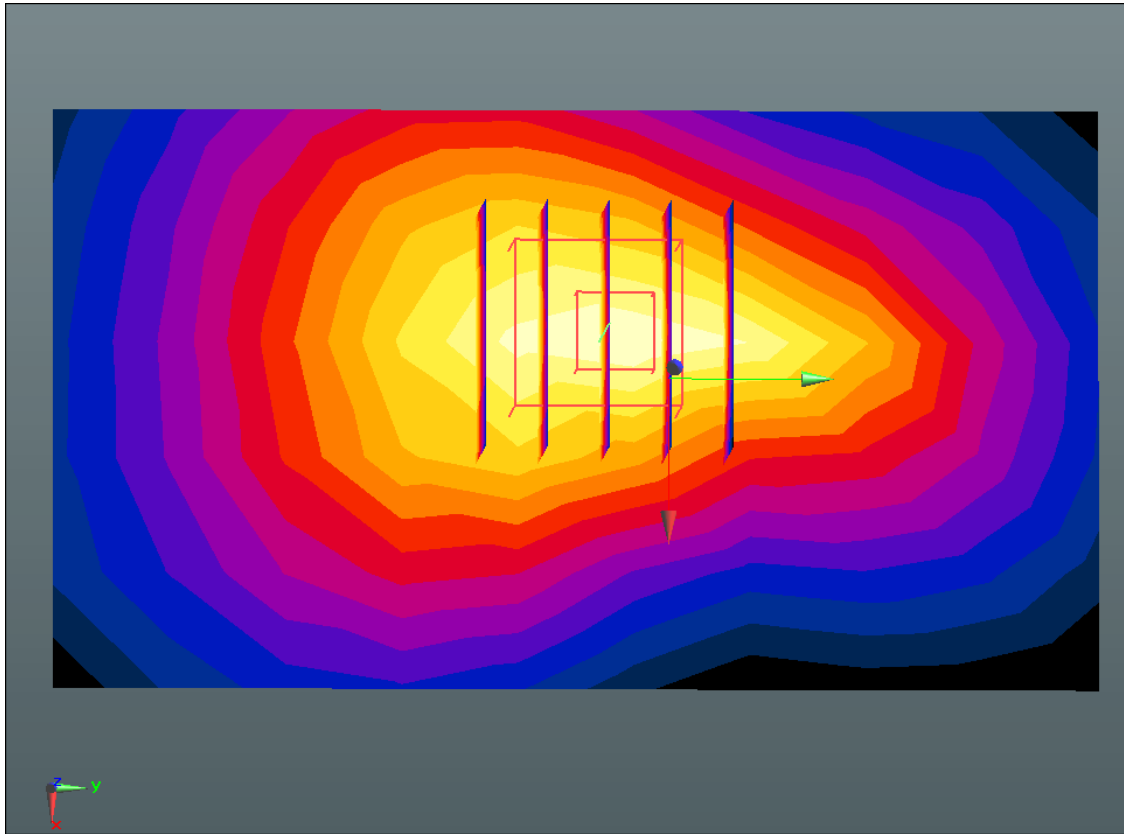
Power Drift = -0.00 dB

Peak SAR (extrapolated) = 0.842 W/kg

**SAR(1 g) = 0.508 W/kg; SAR(10 g) = 0.286 W/kg**



0 dB = 0.622 W/kg



Enlarged Plot for A27

# DT&C Co., Ltd.

**DUT: SS1805; Type: Bar**

Communication System: UID 0, LTE Band 2 (0); Frequency: 1900 MHz; Duty Cycle: 1:1  
Medium parameters used:  $f = 1900$  MHz;  $\sigma = 1.581$  S/m;  $\epsilon_r = 51.559$ ;  $\rho = 1000$  kg/m<sup>3</sup>  
Phantom section: Flat Section

## **DASY5 Configuration:**

Probe: ES3DV3 - SN3328; ConvF(4.88, 4.88, 4.88); Calibrated: 3/21/2018; Electronics: DAE3 Sn520  
Sensor-Surface: 3mm (Mechanical Surface Detection)  
Phantom: SAM with CRP\_2016\_07\_22\_middle; Type: QD000P40CD; Serial: TP:1786  
Measurement SW: DASY52, Version 52.8 (8); SEMCAD X Version 14.6.10 (7331)

Test Date: 2018-07-19; Ambient Temp: 20.3; Tissue Temp: 20.5

**1 cm space from Body, Bottom, LTE Band 2 Ch. 19100, Ant Internal**

**Mode : BandWidth 20 MHz, QPSK, RB Size: 1**

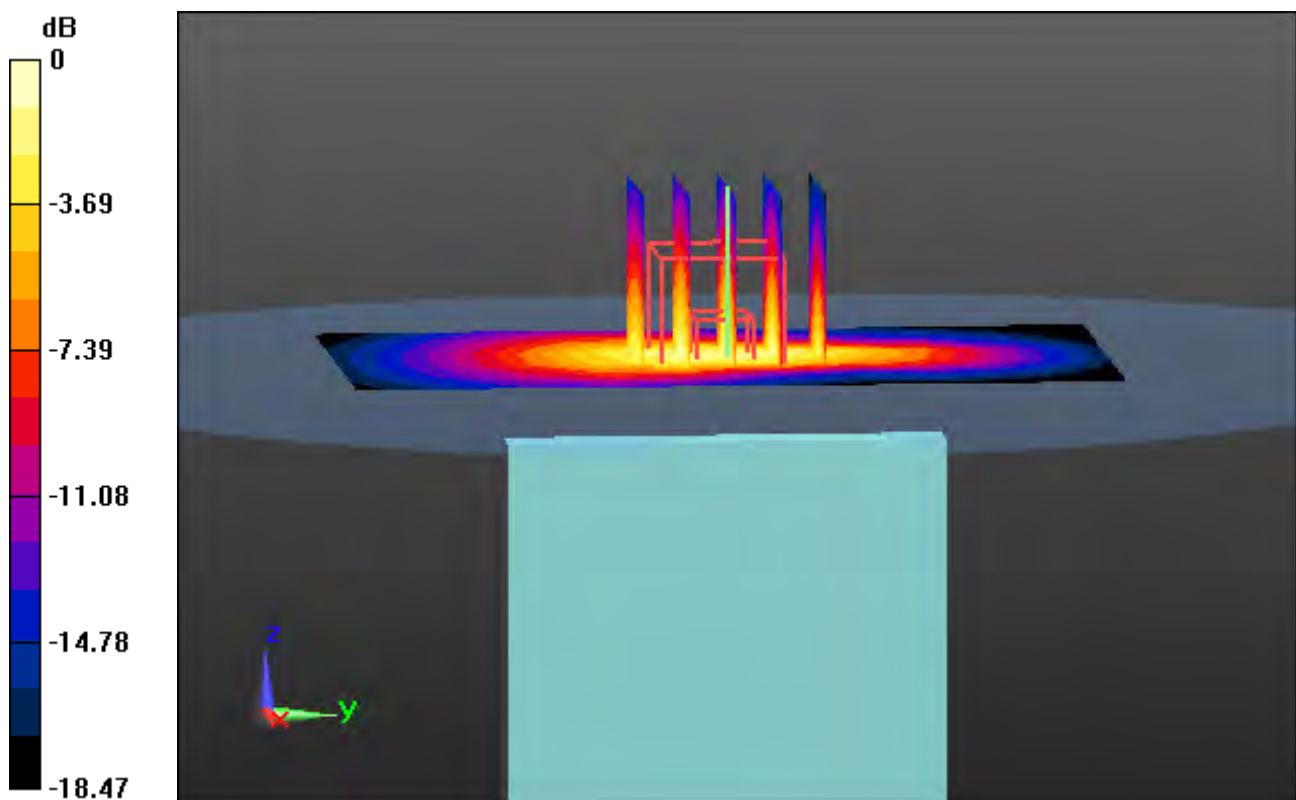
**Area Scan (6x10x1):** Measurement grid: dx=15mm, dy=15mm

**Zoom Scan (5x5x7)/Cube 0:** Measurement grid: dx=8mm, dy=8mm, dz=5mm

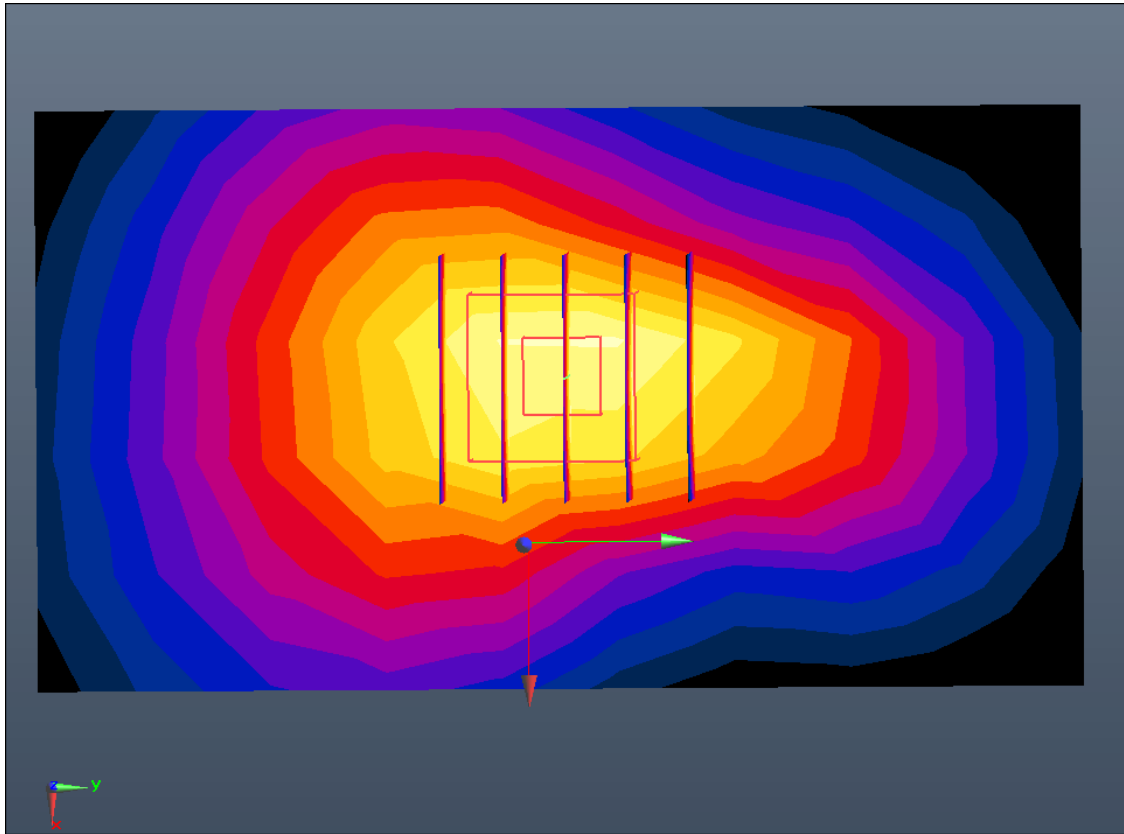
Power Drift = -0.16 dB

Peak SAR (extrapolated) = 1.69 W/kg

**SAR(1 g) = 1 W/kg; SAR(10 g) = 0.545 W/kg**



0 dB = 1.26 W/kg



Enlarged Plot for A28

# DT&C Co., Ltd.

**DUT: SS1805; Type: Bar**

Communication System: UID 0, 2.4 GHz W-LAN (0); Frequency: 2412 MHz; Duty Cycle: 1:1  
Medium parameters used:  $f = 2412$  MHz;  $\sigma = 1.895$  S/m;  $\epsilon_r = 52.677$ ;  $\rho = 1000$  kg/m<sup>3</sup>  
Phantom section: Flat Section

## **DASY5 Configuration:**

Probe: EX3DV4 - SN3866; ConvF(7.4, 7.4, 7.4); Calibrated: 5/31/2018; Electronics: DAE4 Sn1394  
Sensor-Surface: 2mm (Mechanical Surface Detection)  
Phantom: SAM-twin middle\_2013\_09\_24; Type: QD000P40CD; Serial: 1782  
Measurement SW: DASY52, Version 52.8 (8); SEMCAD X Version 14.6.10 (7331)

Test Date: 2018-07-23; Ambient Temp: 21.1; Tissue Temp: 21.3

**1.0 cm space from Body, Left, W-LAN(802.11b - 2.4G) Ch. 1, Ant Internal**

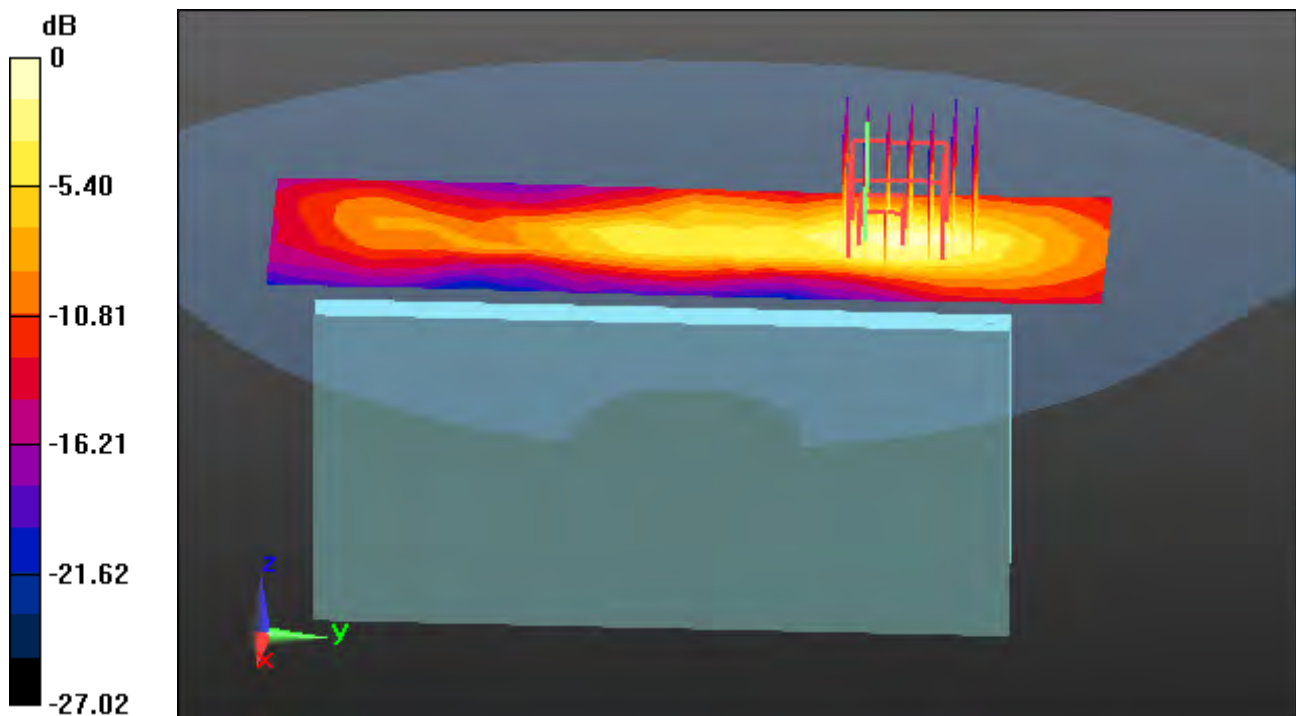
**Area Scan (6x17x1):** Measurement grid: dx=12mm, dy=12mm

**Zoom Scan (7x7x7)/Cube 0:** Measurement grid: dx=5mm, dy=5mm, dz=5mm

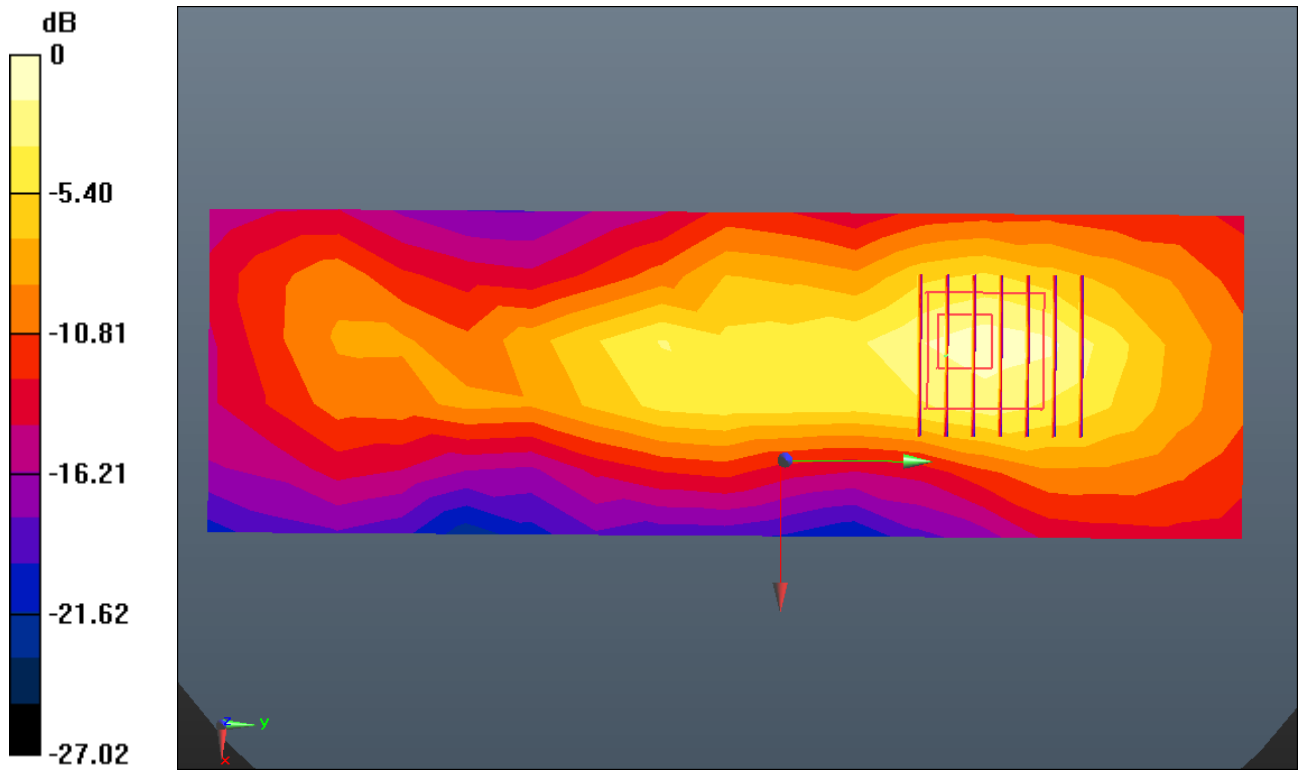
Power Drift = -0.02 dB

Peak SAR (extrapolated) = 0.369 W/kg

**SAR(1 g) = 0.181 W/kg; SAR(10 g) = 0.090 W/kg**



0 dB = 0.273 W/kg



0 dB = 0.273 W/kg

Enlarged Plot for A29

# DT&C Co., Ltd.

**DUT: SS1805; Type: Bar**

Communication System: UID 0, W-LAN\_5 GHz(FCC) (0); Frequency: 5180 MHz; Duty Cycle: 1:1  
Medium parameters used:  $f = 5180$  MHz;  $\sigma = 5.254$  S/m;  $\epsilon_r = 48.544$ ;  $\rho = 1000$  kg/m<sup>3</sup>  
Phantom section: Flat Section

## **DASY5 Configuration:**

Probe: EX3DV4 - SN3866; ConvF(4.69, 4.69, 4.69); Calibrated: 5/31/2018; Electronics: DAE4 Sn1394  
Sensor-Surface: 1.4mm (Mechanical Surface Detection)  
Phantom: SAM-twin right\_2013\_09\_24; Type: QD000P40CD; Serial: TP:1783  
Measurement SW: DASY52, Version 52.8 (8); SEMCAD X Version 14.6.10 (7331)

Test Date: 2018-07-27; Ambient Temp: 21.3; Tissue Temp: 21.1

**1.0 cm space from Body, Rear, W-LAN(802.11a - 5.2G) Ch. 36, Ant Internal**

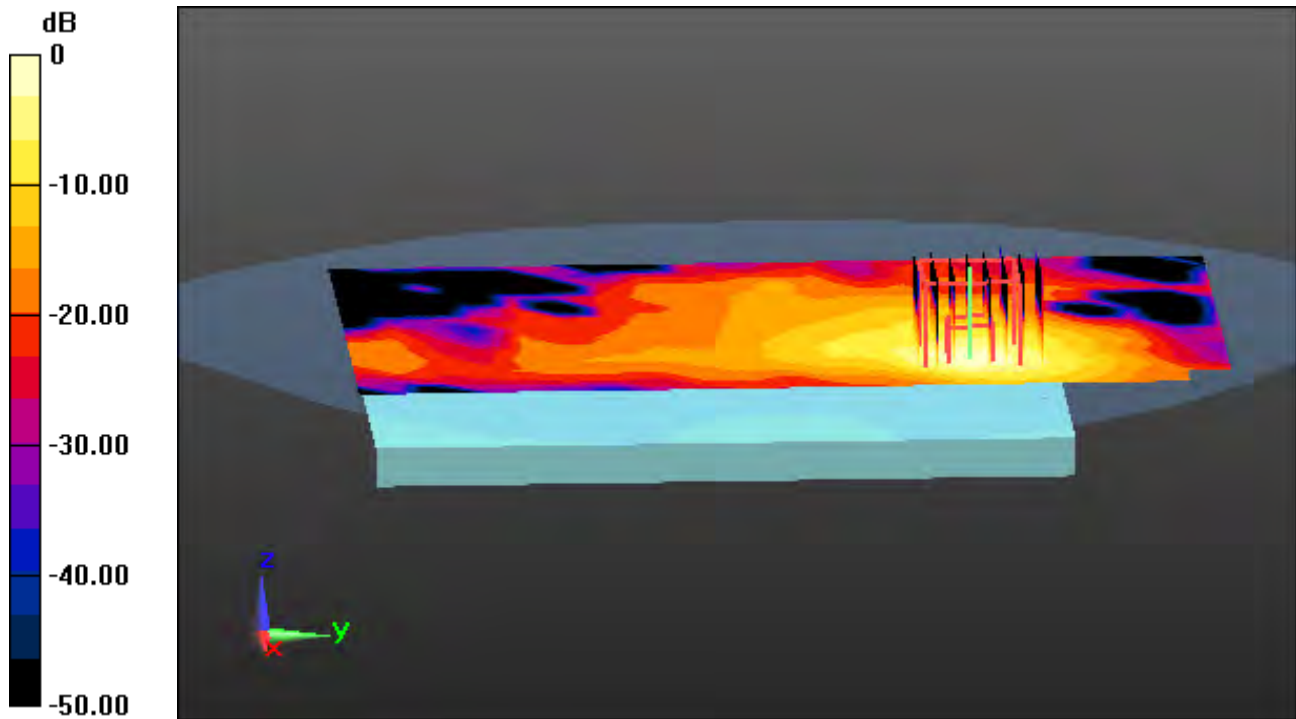
**Area Scan (13x21x1):** Measurement grid: dx=10mm, dy=10mm

**Zoom Scan (8x8x7)/Cube 0:** Measurement grid: dx=4mm, dy=4mm, dz=1.4mm, Graded Ratio: 1.4

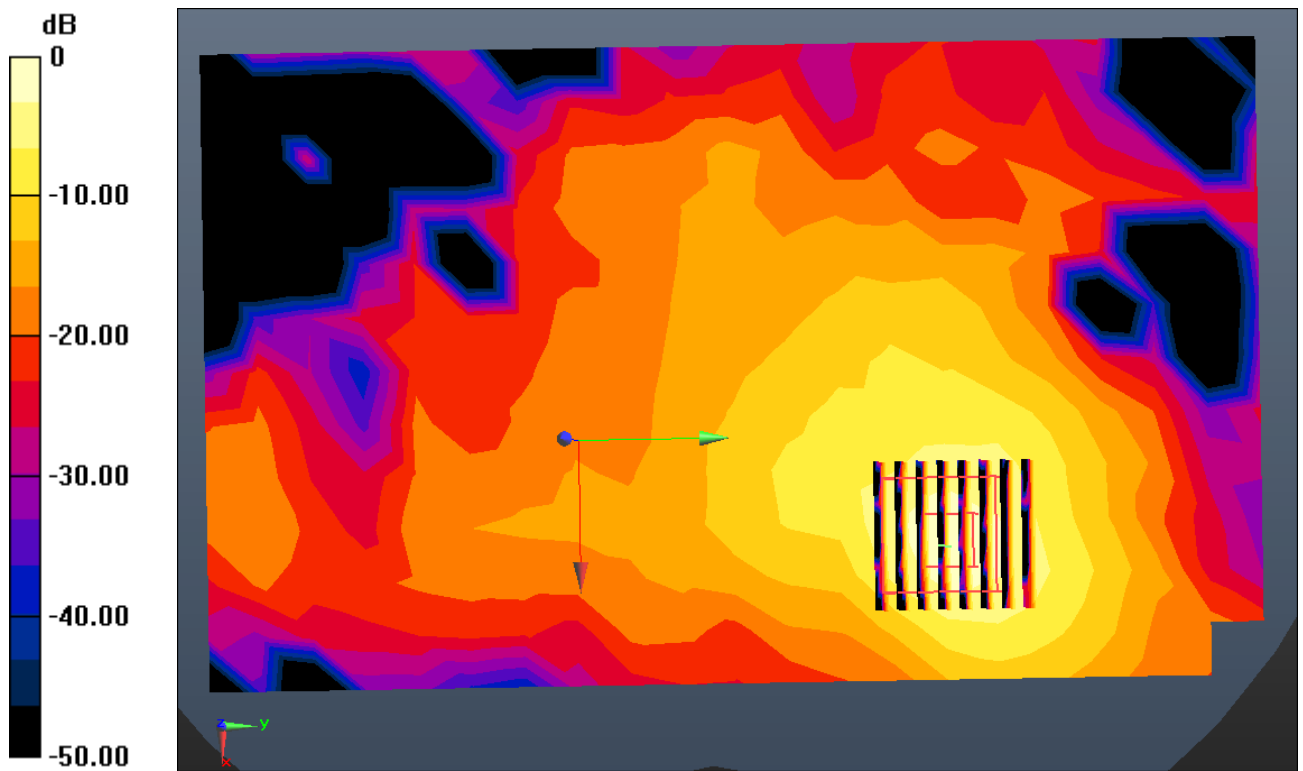
Power Drift = -0.16 dB

Peak SAR (extrapolated) = 1.29 W/kg

**SAR(1 g) = 0.338 W/kg; SAR(10 g) = 0.109 W/kg**



0 dB = 0.815 W/kg



0 dB = 0.815 W/kg

Enlarged Plot for A30



# DT&C Co., Ltd.

**DUT: SS1805; Type: Bar**

Communication System: UID 0, Bluetooth (0); Frequency: 2441 MHz; Duty Cycle: 1:1.302  
Medium parameters used:  $f = 2441$  MHz;  $\sigma = 1.931$  S/m;  $\epsilon_r = 52.614$ ;  $\rho = 1000$  kg/m<sup>3</sup>  
Phantom section: Flat Section

## **DASY5 Configuration:**

Probe: EX3DV4 - SN3866; ConvF(7.4, 7.4, 7.4); Calibrated: 5/31/2018; Electronics: DAE4 Sn1394  
Sensor-Surface: 2mm (Mechanical Surface Detection)  
Phantom: SAM-twin middle\_2013\_09\_24; Type: QD000P40CD; Serial: 1782  
Measurement SW: DASY52, Version 52.8 (8); SEMCAD X Version 14.6.10 (7331)

Test Date: 2018-07-23; Ambient Temp: 21.3; Tissue Temp: 21.3

## **1.0 cm space from Body, Left, Bluetooth Ch. 39, Ant Internal**

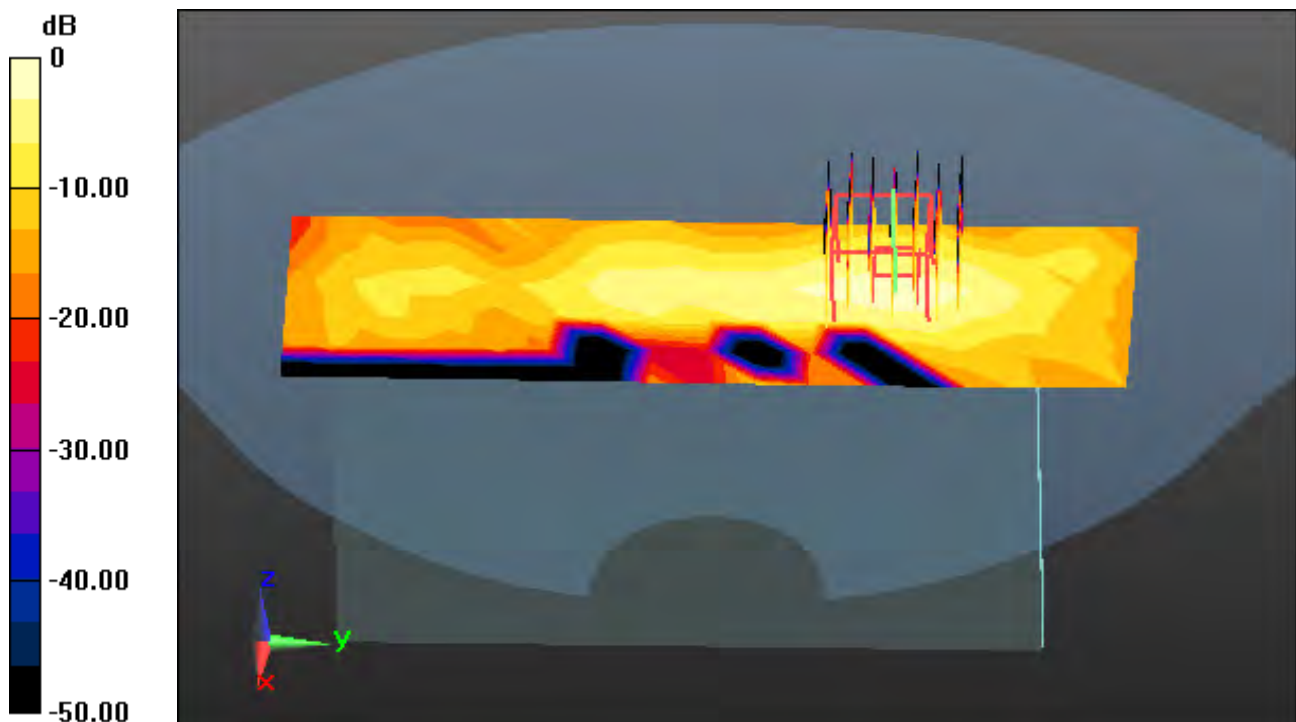
**Area Scan (6x17x1):** Measurement grid: dx=12mm, dy=12mm

**Zoom Scan (7x7x7)/Cube 0:** Measurement grid: dx=5mm, dy=5mm, dz=5mm

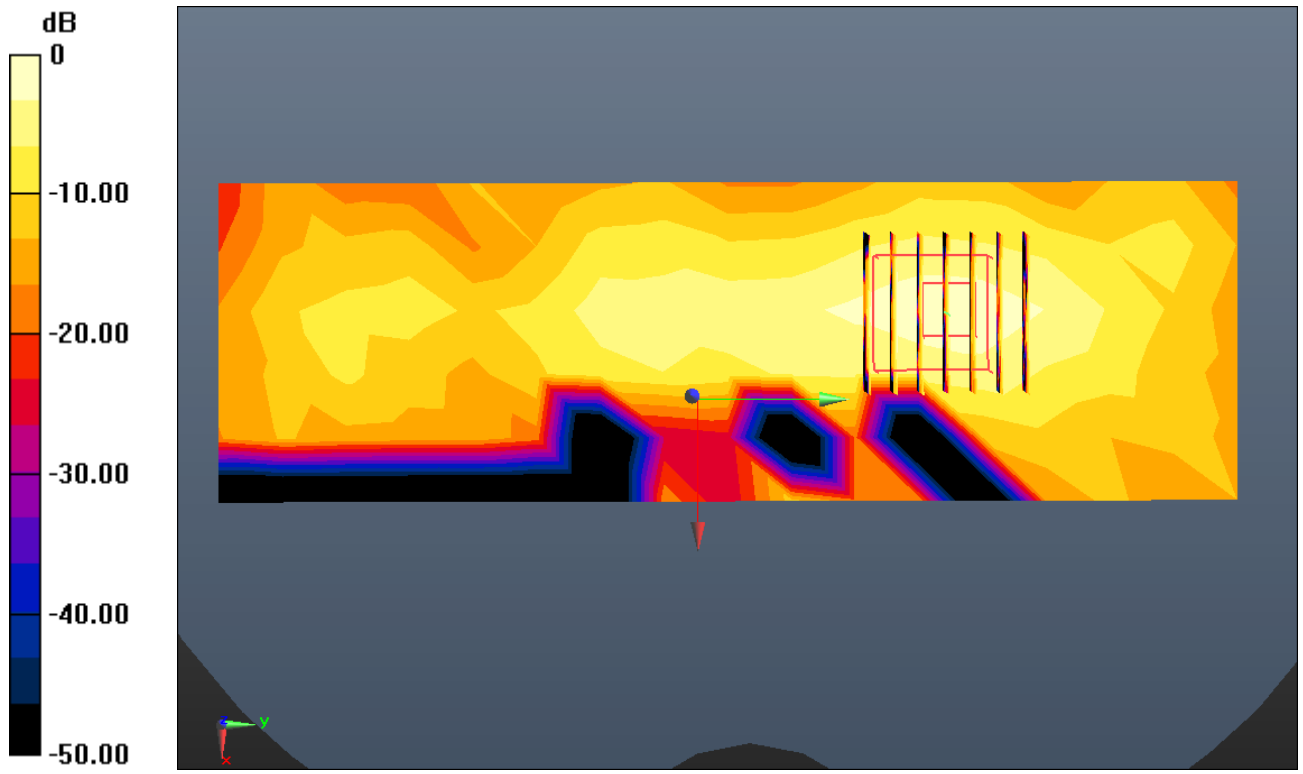
Power Drift = -0.09 dB

Peak SAR (extrapolated) = 0.0590 W/kg

**SAR(1 g) = 0.013 W/kg; SAR(10 g) = 0.00576 W/kg**



0 dB = 0.0222 W/kg



0 dB = 0.0222 W/kg

Enlarged Plot for A31

# DT&C Co., Ltd.

**DUT: SS1805; Type: Bar**

Communication System: UID 0, W-LAN\_5 GHz(FCC) (0); Frequency: 5320 MHz; Duty Cycle: 1:1  
Medium parameters used:  $f = 5320$  MHz;  $\sigma = 5.354$  S/m;  $\epsilon_r = 47.248$ ;  $\rho = 1000$  kg/m<sup>3</sup>  
Phantom section: Flat Section

## **DASY5 Configuration:**

Probe: EX3DV4 - SN3866; ConvF(4.5, 4.5, 4.5); Calibrated: 5/31/2018; Electronics: DAE4 Sn1394  
Sensor-Surface: 1.4mm (Mechanical Surface Detection)  
Phantom: SAM-twin right\_2013\_09\_24; Type: QD000P40CD; Serial: TP:1783  
Measurement SW: DASY52, Version 52.8 (8); SEMCAD X Version 14.6.10 (7331)

Test Date: 2018-07-24; Ambient Temp: 21.3; Tissue Temp: 21.0

**Touch from Body, Rear, W-LAN(802.11a - 5.3G) Ch. 64, Ant Internal**


**Area Scan (13x21x1):** Measurement grid: dx=10mm, dy=10mm

**Zoom Scan (8x8x7)/Cube 0:** Measurement grid: dx=4mm, dy=4mm, dz=1.4mm, Graded Ratio: 1.4

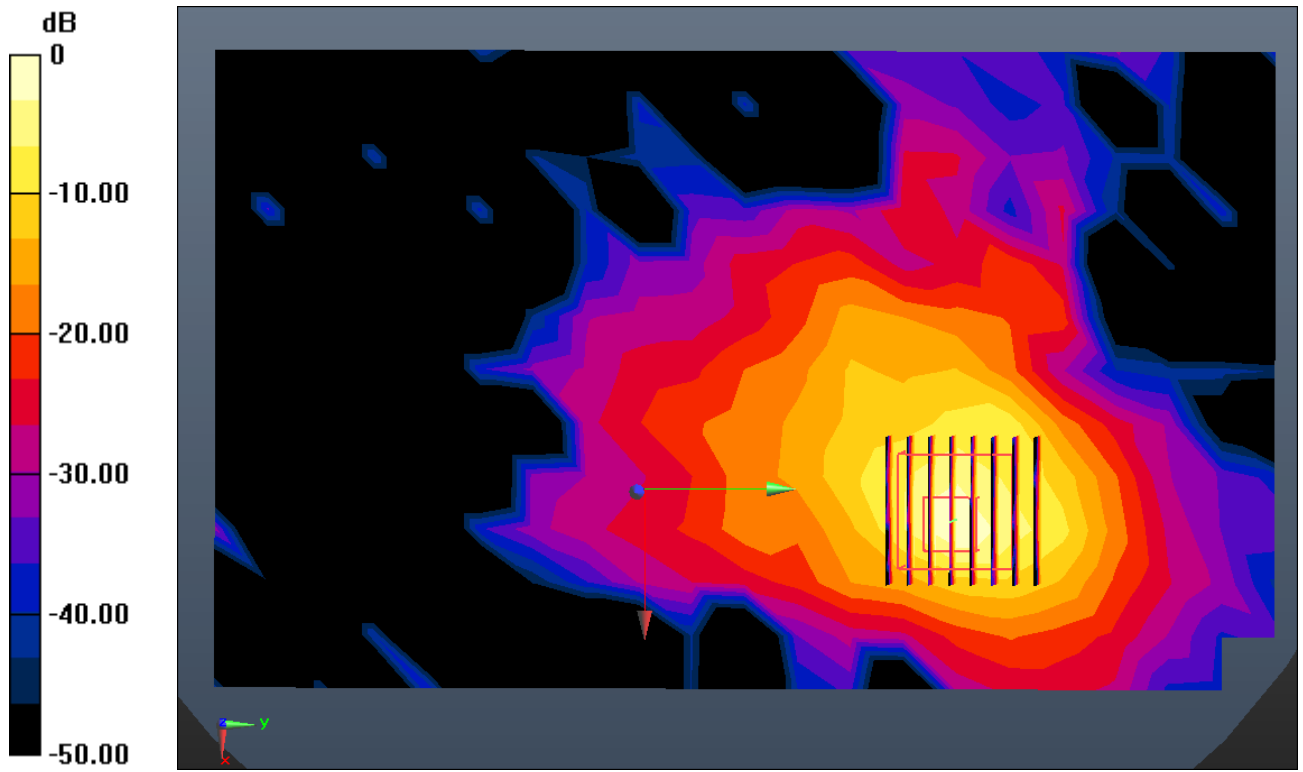
Power Drift = -0.03 dB

Peak SAR (extrapolated) = 14.1 W/kg

**SAR(1 g) = 2.79 W/kg; SAR(10 g) = 0.726 W/kg**



0 dB = 7.23 W/kg



0 dB = 7.23 W/kg

Enlarged Plot for A32

# DT&C Co., Ltd.

**DUT: SS1805; Type: Bar**

Communication System: UID 0, W-LAN\_5 GHz(FCC) (0); Frequency: 5500 MHz; Duty Cycle: 1:1  
Medium parameters used:  $f = 5500$  MHz;  $\sigma = 5.695$  S/m;  $\epsilon_r = 48.367$ ;  $\rho = 1000$  kg/m<sup>3</sup>  
Phantom section: Flat Section

## **DASY5 Configuration:**

Probe: EX3DV4 - SN3866; ConvF(3.95, 3.95, 3.95); Calibrated: 5/31/2018; Electronics: DAE4 Sn1394  
Sensor-Surface: 1.4mm (Mechanical Surface Detection)  
Phantom: SAM-twin right\_2013\_09\_24; Type: QD000P40CD; Serial: TP:1783  
Measurement SW: DASY52, Version 52.8 (8); SEMCAD X Version 14.6.10 (7331)

Test Date: 2018-07-25; Ambient Temp: 20.9; Tissue Temp: 21.0

**Touch from Body, Rear, W-LAN(802.11a - 5.6G) Ch. 100, Ant Internal**


**Area Scan (13x21x1):** Measurement grid: dx=10mm, dy=10mm

**Zoom Scan (8x8x7)/Cube 0:** Measurement grid: dx=4mm, dy=4mm, dz=1.4mm, Graded Ratio: 1.4

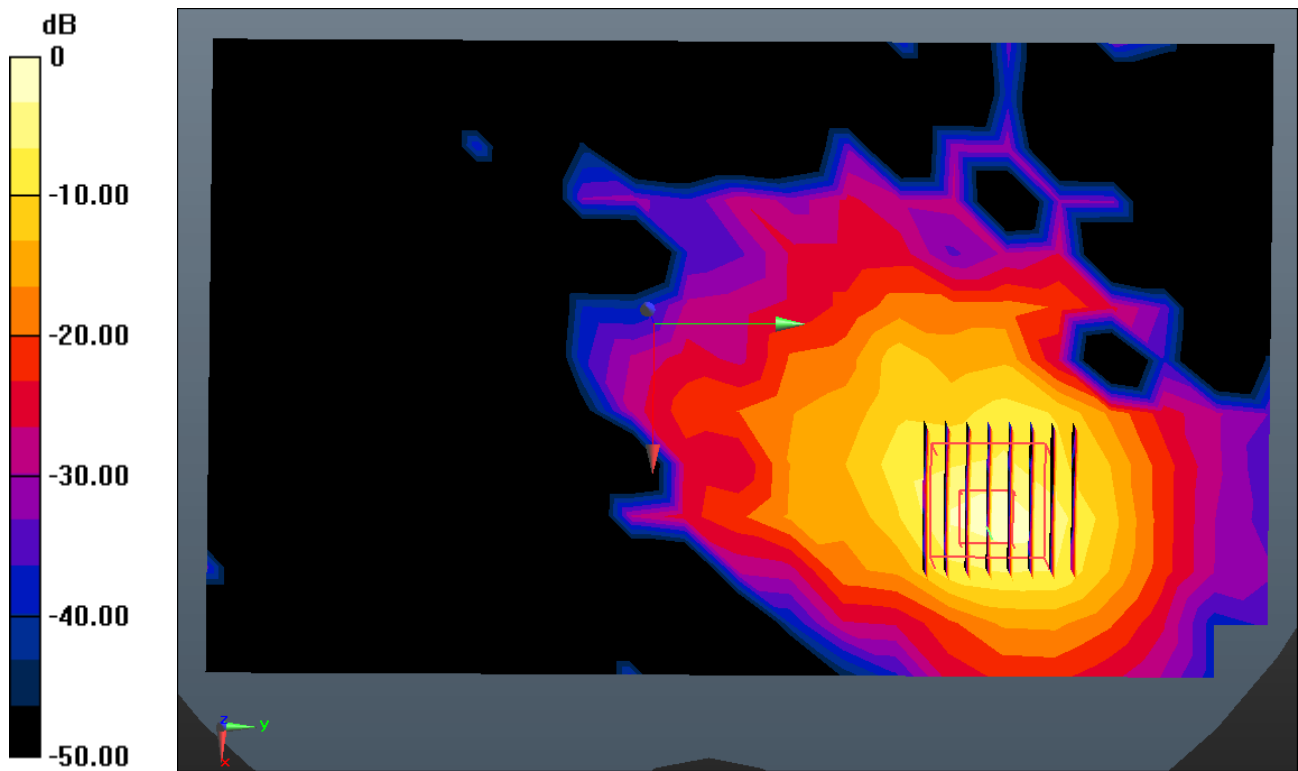
Power Drift = -0.06 dB

Peak SAR (extrapolated) = 13.8 W/kg

**SAR(1 g) = 2.74 W/kg; SAR(10 g) = 0.746 W/kg**



0 dB = 7.07 W/kg



0 dB = 7.07 W/kg

Enlarged Plot for A33

# DT&C Co., Ltd.

**DUT: SS1805; Type: Bar**

Communication System: UID 0, W-LAN\_5 GHz(FCC) (0); Frequency: 5825 MHz; Duty Cycle: 1:1  
Medium parameters used:  $f = 5825$  MHz;  $\sigma = 6.122$  S/m;  $\epsilon_r = 47.581$ ;  $\rho = 1000$  kg/m<sup>3</sup>  
Phantom section: Flat Section

## **DASY5 Configuration:**

Probe: EX3DV4 - SN3866; ConvF(4.16, 4.16, 4.16); Calibrated: 5/31/2018; Electronics: DAE4 Sn1394  
Sensor-Surface: 1.4mm (Mechanical Surface Detection)  
Phantom: SAM-twin right\_2013\_09\_24; Type: QD000P40CD; Serial: TP:1783  
Measurement SW: DASY52, Version 52.8 (8); SEMCAD X Version 14.6.10 (7331)

Test Date: 2018-07-26; Ambient Temp: 21.0; Tissue Temp: 21.2

**Touch from Body, Left, W-LAN(802.11a - 5.8G) Ch. 165, Ant Internal**

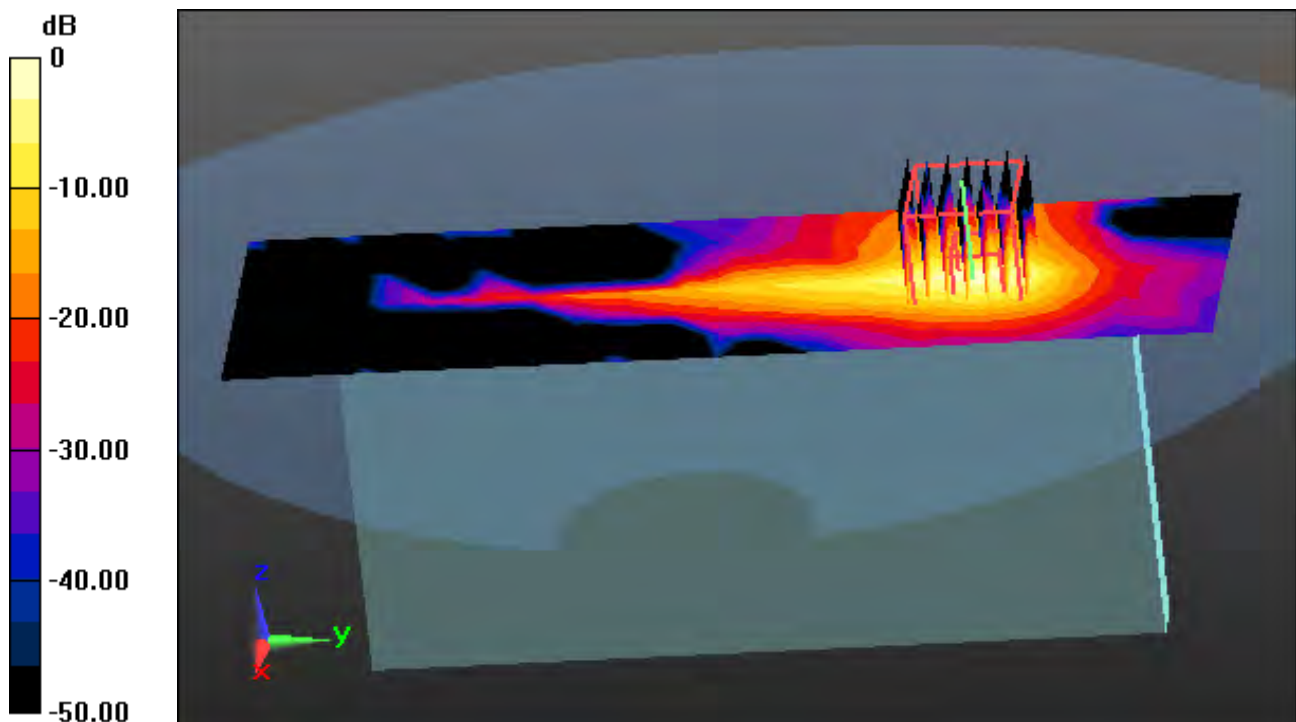
**Area Scan (7x21x1):** Measurement grid: dx=10mm, dy=10mm

**Zoom Scan (7x7x7)/Cube 0:** Measurement grid: dx=4mm, dy=4mm, dz=1.4mm, Graded Ratio: 1.4


Power Drift = -0.17 dB

Peak SAR (extrapolated) = 19.4 W/kg

**SAR(1 g) = 2.93 W/kg; SAR(10 g) = 0.709 W/kg**



0 dB = 8.44 W/kg



0 dB = 8.44 W/kg

Enlarged Plot for A34