

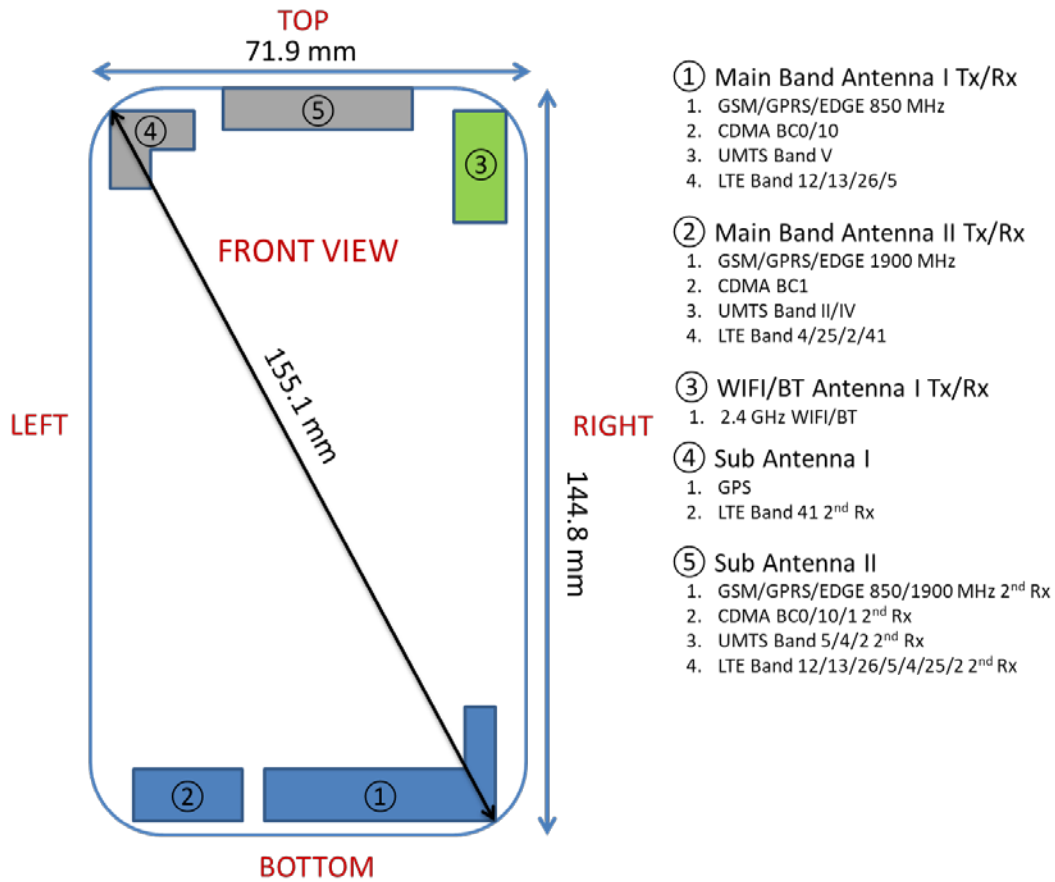




APPENDIX F: DUT ANTENNA DIAGRAM & SAR TEST SETUP PHOTOGRAPHS

FCC ID ZNFSP200		SAR EVALUATION REPORT		Approved by: Quality Manager
Test Dates: 10/01/17 - 10/09/17	DUT Type: Portable Handset			APPENDIX F: Page 1 of 8




Note: Exact antenna dimensions and separation distances are shown in the Technical Descriptions in the FCC Filing.

**Figure F-1
 DUT Antenna Locations**



FCC ID ZNFSP200	 PCTEST ENGINEERING LABORATORY, INC.	SAR EVALUATION REPORT		Approved by: Quality Manager
Test Dates: 10/01/17 - 10/09/17	DUT Type: Portable Handset			APPENDIX F: Page 2 of 8




SAR Test Setup Photo 1: Right Cheek




SAR Test Setup Photo 2: Right Tilt


FCC ID ZNFSP200	 <small>ENGINEERING LABORATORY, INC.</small>	SAR EVALUATION REPORT		Approved by: Quality Manager
Test Dates: 10/01/17 - 10/09/17	DUT Type: Portable Handset			APPENDIX F: Page 3 of 8



SAR Test Setup Photo 3: Left Cheek




SAR Test Setup Photo 4: Left Tilt



<p>FCC ID ZNFSP200</p>		<p>SAR EVALUATION REPORT</p>	<p>Approved by: Quality Manager</p>
<p>Test Dates: 10/01/17 - 10/09/17</p>	<p>DUT Type: Portable Handset</p>	<p>APPENDIX F: Page 4 of 8</p>	



SAR Test Setup Photo 5: Back at 1.0 cm



SAR Test Setup Photo 6: Front at 1.0 cm



FCC ID ZNFSP200		SAR EVALUATION REPORT		Approved by: Quality Manager
Test Dates: 10/01/17 - 10/09/17	DUT Type: Portable Handset			APPENDIX F: Page 5 of 8



SAR Test Setup Photo 7: Top at 1.0 cm




SAR Test Setup Photo 8: Bottom at 1.0 cm



<p>FCC ID ZNFSP200</p>		<p>SAR EVALUATION REPORT</p>		<p>Approved by: Quality Manager</p>
<p>Test Dates: 10/01/17 - 10/09/17</p>	<p>DUT Type: Portable Handset</p>		<p>APPENDIX F: Page 6 of 8</p>	




SAR Test Setup Photo 9: Right Edge at 1.0 cm





SAR Test Setup Photo 10: Left Edge at 1.0 cm

FCC ID ZNFSP200		SAR EVALUATION REPORT		Approved by: Quality Manager
Test Dates: 10/01/17 - 10/09/17	DUT Type: Portable Handset			APPENDIX F: Page 7 of 8



SAR Test Setup Photo 11: Vertical and Horizontal Reference Lines

FCC ID ZNFSP200		SAR EVALUATION REPORT		Approved by: Quality Manager
Test Dates: 10/01/17 - 10/09/17	DUT Type: Portable Handset			APPENDIX F: Page 8 of 8