



**MEASUREMENT REPORT
 FCC PART 15.407 UNII 802.11a/n/ac**

Applicant Name:
 LG Electronics USA, INC
 1000 Sylvan Avenue
 Englewood Cliffs, NJ 07632
 United States

Date of Testing:
 6/29 - 7/31/2018
Test Site/Location:
 PCTEST Lab. Columbia, MD, USA
Test Report Serial No.:
 1M1806290137-06-R2.ZNF


FCC ID:	ZNFQ910QM
APPLICANT:	LG Electronics USA, INC

Application Type: Certification
Model: LM-Q910QM
Additional Model(s): LMQ910QM, Q910QM, LM-Q910UM, LMQ910UM, Q910UM
EUT Type: Portable Handset
Frequency Range: 5180 – 5825MHz
FCC Classification: Unlicensed National Information Infrastructure (UNII)
FCC Rule Part(s): Part 15 Subpart C (15.407)
Test Procedure(s): ANSI C63.10-2013, KDB 789033 D02 v02r01,
 KDB 662911 D01 v02r01

This equipment has been shown to be capable of compliance with the applicable technical standards as indicated in the measurement report and was tested in accordance with the measurement procedures specified in ANSI C63.10-2013 and KDB 789033 D02 v02r01. Test results reported herein relate only to the item(s) tested.

The revised Test Report (S/N: 1M1806290137-06-R2.ZNF) supersedes and replaces the previously issued test report (S/N: 1M1806290137-06-R1.ZNF) on the same subject device for the same type of testing as indicated. Please discard or destroy the previously issued test report(s) and dispose of it accordingly.

I attest to the accuracy of data. All measurements reported herein were performed by me or were made under my supervision and are correct to the best of my knowledge and belief. I assume full responsibility for the completeness of these measurements and vouch for the qualifications of all persons taking them.


 Randy Ortanez
 President

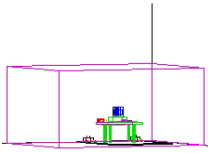


FCC ID: ZNFQ910QM	 MEASUREMENT REPORT (CERTIFICATION)		Approved by: Quality Manager
Test Report S/N: 1M1806290137-06-R2.ZNF	Test Dates: 6/29 - 7/31/2018	EUT Type: Portable Handset	Page 1 of 169

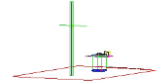
TABLE OF CONTENTS

1.0	INTRODUCTION.....	4
1.1	Scope.....	4
1.2	PCTEST Test Location.....	4
1.3	Test Facility / Accreditations.....	4
2.0	PRODUCT INFORMATION.....	5
2.1	Equipment Description.....	5
2.2	Device Capabilities.....	5
2.3	Test Configuration.....	7
2.4	EMI Suppression Device(s)/Modifications.....	7
3.0	DESCRIPTION OF TESTS.....	8
3.1	Evaluation Procedure.....	8
3.2	AC Line Conducted Emissions.....	8
3.3	Radiated Emissions.....	9
3.4	Environmental Conditions.....	9
4.0	ANTENNA REQUIREMENTS.....	10
5.0	MEASUREMENT UNCERTAINTY.....	11
6.0	TEST EQUIPMENT CALIBRATION DATA.....	12
7.0	TEST RESULTS.....	13
7.1	Summary.....	13
7.2	26dB Bandwidth Measurement – 802.11a/n/ac.....	14
7.3	6dB Bandwidth Measurement – 802.11a/n/ac.....	47
7.4	UNII Output Power Measurement – 802.11a/n/ac.....	58
7.5	Maximum Power Spectral Density – 802.11a/n/ac.....	68
7.6	Radiated Spurious Emission Measurements – Above 1GHz.....	114
7.6.1	SISO Antenna-1 Radiated Spurious Emission Measurements.....	117
7.6.2	SISO Antenna-2 Radiated Spurious Emission Measurements.....	126
7.6.3	Simultaneous Tx Radiated Spurious Emissions Measurements.....	135
7.6.4	SISO Antenna-1 Radiated Band Edge Measurements (20MHz BW).....	137
7.6.5	SISO Antenna-1 Radiated Band Edge Measurements (40MHz BW).....	139
7.6.6	SISO Antenna-1 Radiated Band Edge Measurements (80MHz BW).....	141
7.6.7	SISO Antenna-2 Radiated Band Edge Measurements (20MHz BW).....	143
7.6.8	SISO Antenna-2 Radiated Band Edge Measurements (40MHz BW).....	145
7.6.9	SISO Antenna-2 Radiated Band Edge Measurements (80MHz BW).....	147
7.6.10	CDD Radiated Band Edge Measurements (20MHz BW).....	149
7.6.11	MIMO Radiated Band Edge Measurements (20MHz BW).....	151
7.6.12	MIMO Radiated Band Edge Measurements (40MHz BW).....	153
7.6.13	MIMO Radiated Band Edge Measurements (80MHz BW).....	155
7.7	Radiated Spurious Emissions Measurements – Below 1GHz.....	157
7.8	Line-Conducted Test Data.....	163
8.0	CONCLUSION.....	169

FCC ID: ZNFQ910QM	 MEASUREMENT REPORT (CERTIFICATION)		Approved by: Quality Manager
Test Report S/N: 1M1806290137-06-R2.ZNF	Test Dates: 6/29 - 7/31/2018	EUT Type: Portable Handset	Page 2 of 169



MEASUREMENT REPORT



UNII Band	Channel Bandwidth (MHz)	Tx Frequency (MHz)	ANT1		ANT2		MIMO	
			Max. Power (mW)	Max. Power (dBm)	Max. Power (mW)	Max. Power (dBm)	Max. Power (mW)	Max. Power (dBm)
1	20	5180 - 5240	62.951	17.99	62.373	17.95	125.324	20.98
2A		5260 - 5320	62.806	17.98	62.806	17.98	125.612	20.99
2C		5500 - 5720	50.003	16.99	50.003	16.99	100.007	20.00
3		5745 - 5825	62.951	17.99	62.373	17.95	125.324	20.98
1	40	5190 - 5230	38.548	15.86	39.446	15.96	77.816	18.91
2A		5270 - 5310	38.371	15.84	39.537	15.97	77.907	18.92
2C		5510 - 5710	39.719	15.99	38.194	15.82	77.738	18.91
3		5755 - 5795	39.719	15.99	39.719	15.99	79.438	19.00
1	80	5210	21.380	13.30	22.284	13.48	43.664	16.40
2A		5290	10.351	10.15	10.765	10.32	21.116	13.25
2C		5530 - 5690	21.086	13.24	21.979	13.42	43.065	16.34
3		5775	21.878	13.40	21.878	13.40	43.755	16.41

EUT Overview

FCC ID: ZNFQ910QM	 MEASUREMENT REPORT (CERTIFICATION) 		Approved by: Quality Manager
Test Report S/N: 1M1806290137-06-R2.ZNF	Test Dates: 6/29 - 7/31/2018	EUT Type: Portable Handset	Page 3 of 169

1.0 INTRODUCTION

1.1 Scope

Measurement and determination of electromagnetic emissions (EMC) of radio frequency devices including intentional and/or unintentional radiators for compliance with the technical rules and regulations of the Federal Communications Commission and the Innovation, Science and Economic Development Canada.

1.2 PCTEST Test Location

These measurement tests were conducted at the PCTEST Engineering Laboratory, Inc. facility located at 7185 Oakland Mills Road, Columbia, MD 21046. The measurement facility is compliant with the test site requirements specified in ANSI C63.4-2014.

1.3 Test Facility / Accreditations

Measurements were performed at PCTEST Engineering Lab located in Columbia, MD 21046, U.S.A.

- PCTEST is an ISO 17025-2005 accredited test facility under the American Association for Laboratory Accreditation (A2LA) with Certificate number 2041.01 for Specific Absorption Rate (SAR), Hearing Aid Compatibility (HAC) testing, where applicable, and Electromagnetic Compatibility (EMC) testing for FCC and Innovation, Science, and Economic Development Canada rules.
- PCTEST TCB is a Telecommunication Certification Body (TCB) accredited to ISO/IEC 17065-2012 by A2LA (Certificate number 2041.03) in all scopes of FCC Rules and ISED Standards (RSS).
- PCTEST facility is a registered (2451B) test laboratory with the site description on file with ISED.

FCC ID: ZNFQ910QM		MEASUREMENT REPORT (CERTIFICATION)		Approved by: Quality Manager
Test Report S/N: 1M1806290137-06-R2.ZNF	Test Dates: 6/29 - 7/31/2018	EUT Type: Portable Handset	Page 4 of 169	

2.0 PRODUCT INFORMATION

2.1 Equipment Description

The Equipment Under Test (EUT) is the **LG Portable Handset FCC ID: ZNFQ910QM**. The test data contained in this report pertains only to the emissions due to the EUT's UNII transmitter.

Test Device Serial No.: 04225, 04324, 04308, 04316

2.2 Device Capabilities

This device contains the following capabilities:

850/1900 CDMA/EvDO Rev0/A, 1x Advanced (BC0, BC1, BC10), 850/1900 GSM/GPRS/EDGE, 850/1700/1900 WCDMA/HSPA, Multi-band LTE, 802.11b/g/n/ac WLAN, 802.11a/n/ac UNII, Bluetooth (1x, EDR, LE), NFC

Band 1		Band 2A		Band 2C		Band 3	
Ch.	Frequency (MHz)	Ch.	Frequency (MHz)	Ch.	Frequency (MHz)	Ch.	Frequency (MHz)
36	5180	52	5260	100	5500	149	5745
:	:	:	:	:	:	:	:
42	5210	56	5280	120	5600	157	5785
:	:	:	:	:	:	:	:
48	5240	64	5320	144	5720	165	5825

Table 2-1. 802.11a / 802.11n / 802.11ac (20MHz) Frequency / Channel Operations

Band 1		Band 2A		Band 2C		Band 3	
Ch.	Frequency (MHz)	Ch.	Frequency (MHz)	Ch.	Frequency (MHz)	Ch.	Frequency (MHz)
38	5190	54	5270	102	5510	151	5755
:	:	:	:	:	:	:	:
46	5230	62	5310	118	5590	159	5795
				:	:		
				142	5710		

Table 2-2. 802.11n / 802.11ac (40MHz BW) Frequency / Channel Operations

Band 1		Band 2A		Band 2C		Band 3	
Ch.	Frequency (MHz)	Ch.	Frequency (MHz)	Ch.	Frequency (MHz)	Ch.	Frequency (MHz)
42	5210	58	5290	106	5530	155	5775
				:	:		
				138	5690		

Table 2-3. 802.11ac (80MHz BW) Frequency / Channel Operations

Note:

This device is a client device without radar detecting capabilities for DFS purposes. The device will only operate on the frequencies shown in the tables above when attached to a certified Master/AP device. In Canada, the device will not operate in the 5600 - 5650MHz band.

FCC ID: ZNFQ910QM		MEASUREMENT REPORT (CERTIFICATION)		Approved by: Quality Manager
Test Report S/N: 1M1806290137-06-R2.ZNF	Test Dates: 6/29 - 7/31/2018	EUT Type: Portable Handset		Page 5 of 169

Notes:

- 5GHz NII operation is possible in 20MHz, and 40MHz, and 80MHz channel bandwidths. The maximum achievable duty cycles for all modes were determined based on measurements performed on a spectrum analyzer in zero-span mode with RBW = 8MHz, VBW = 50MHz, and detector = peak per the guidance of Section B)2)b) of ANSI C63.10-2013 and KDB 789033 D02 v02r01. The RBW and VBW were both greater than 50/T, where T is the minimum transmission duration, and the number of sweep points across T was greater than 100. The duty cycles are as follows:

Maximum Achievable Duty Cycles				
802.11 Mode/Band		Duty Cycle [%]		
		ANT1	ANT2	MIMO/CDD
5GHz	a	99.2	98.8	98.8
	n (HT20)	98.8	99.2	98.4
	ac (HT20)	98.8	98.8	98.8
	n (HT40)	98.2	98.2	96.6
	ac (HT40)	98.8	98.8	98.8
	ac (HT80)	98.7	98.0	98.0

Table 2-4. Measured Duty Cycles

- The device employs MIMO technology. Below are the possible configurations.

WiFi Configurations		SISO		SDM		CDD	
		ANT1	ANT2	ANT1	ANT2	ANT1	ANT2
5GHz	11a	✓	✓	✗	✗	✓	✓
	11n (20MHz)	✓	✓	✓	✓	✓	✓
	11n (40MHz)	✓	✓	✓	✓	✓	✓
	11ac (80MHz)	✓	✓	✓	✓	✓	✓

Table 2-5. Frequency / Channel Operations

✓ = Support ; ✗ = NOT Support

SISO = Single Input Single Output

SDM = Spatial Diversity Multiplexing – MIMO function

CDD = Cyclic Delay Diversity - 2Tx Function

Data Rate(s) Tested: 6, 9, 12, 18, 24, 36, 48, 54Mbps (802.11a)
 6.5/7.2, 13/14.4, 19.5/21.7, 26/28.9, 39/43.3, 52/57.8, 58.5/65, 65/72.2 (n – 20MHz)
 13.5/15, 27/30, 40.5/45, 54/60, 81/90, 108/120, 121.5/135, 135/150 (n – 40MHz BW)
 29.3/32.5, 58.5/65, 87.8/97.5, 117/130, 175.5/195, 234/260, 263.3/292.5, 292.5/325, 351/390, 390/433.3 (ac – 80MHz BW)
 13/14.4, 26.28.9, 39/43.3, 52/57.8, 78/86.7, 104/115.6, 117/130, 130/144.4Mbps (MIMO n/ac – 20MHz)
 156/173Mbps (MIMO ac – 20MHz)
 27/30, 54/60, 81/90, 108/120, 162/180, 216/240, 243,270, 270/300Mbps (MIMO n/ac – 40MHz) 324/360, 360/400Mbps (MIMO ac – 40MHz)
 58.5/65, 117/130, 175.5/195, 234/260, 351/390, 468/520, 526.5/585, 585/650, 702/780, 780/866.7Mbps (MIMO ac – 80MHz)

FCC ID: ZNFQ910QM		MEASUREMENT REPORT (CERTIFICATION)			Approved by: Quality Manager
Test Report S/N: 1M1806290137-06-R2.ZNF	Test Dates: 6/29 - 7/31/2018	EUT Type: Portable Handset		Page 6 of 169	

- This device supports simultaneous transmission operation, which allows for two SISO channels to operate independent of one another in the 2.4GHz and 5GHz bands simultaneously on each antenna. The following tables show the worst case configurations determined during testing. The data for these configurations is contained in this test report.

Configuration 1: ANT1 transmitting in 2.4GHz mode and ANT2 in 5GHz mode

Description	2.4 GHz Emission	5 GHz Emission
Antenna	1	2
Channel	6	36
Operating Frequency (MHz)	2437	5180
Data Rate (Mbps)	1Mbps	6Mbps
Mode	802.11b	802.11a

Table 2-6. Config-1 (ANT1 2.4GHz & ANT2 5GHz)

2.3 Test Configuration

The EUT was tested per the guidance of KDB 789033 D02 v02r01. ANSI C63.10-2013 was used to reference the appropriate EUT setup for radiated spurious emissions testing and AC line conducted testing. See Sections 3.2 for AC line conducted emissions test setups, 3.3 for radiated emissions test setups, and 7.2, 7.3, 7.4, and 7.5 for antenna port conducted emissions test setups.

2.4 EMI Suppression Device(s)/Modifications

No EMI suppression device(s) were added and/or no modifications were made during testing.

FCC ID: ZNFQ910QM		MEASUREMENT REPORT (CERTIFICATION)		Approved by: Quality Manager
Test Report S/N: 1M1806290137-06-R2.ZNF	Test Dates: 6/29 - 7/31/2018	EUT Type: Portable Handset	Page 7 of 169	

3.0 DESCRIPTION OF TESTS

3.1 Evaluation Procedure

The measurement procedures described in the American National Standard of Procedures for Compliance Testing of Unlicensed Wireless Devices (ANSI C63.10-2013) and the guidance provided in KDB 789033 D02 v02r01 were used in the measurement of the EUT.

Deviation from measurement procedure.....None

3.2 AC Line Conducted Emissions

The line-conducted facility is located inside a 10'x16'x9' shielded enclosure. The shielded enclosure is manufactured by ETS Lindgren RF Enclosures. The shielding effectiveness of the shielded room is in accordance with MIL-Std-285 or NSA 65-5. A 1m x 1.5m wooden table 80cm high is placed 40cm away from the vertical wall and 80cm away from the sidewall of the shielded room. Two 10kHz-30MHz, 50Ω/50μH Line-Impedance Stabilization Networks (LISNs) are bonded to the shielded room floor. Power to the LISNs is filtered by external high-current high-insertion loss power line filters. The external power line filter is an ETS Lindgren Model LPRX-4X30 (100dB Attenuation, 14kHz-18GHz) and the two EMI/RFI filters are ETS Lindgren Model LRW-2030-S1 (100dB Minimum Insertion Loss, 14kHz – 10GHz). These filters attenuate ambient signal noise from entering the measurement lines. These filters are also bonded to the shielded enclosure.

The EUT is powered from one LISN and the support equipment is powered from the second LISN. If the EUT is a DC-powered device, power will be derived from the source power supply it normally will be powered from and this supply line(s) will be connected to the second LISN. All interconnecting cables more than 1 meter were shortened to a 1 meter length by non-inductive bundling (serpentine fashion) and draped over the back edge of the test table. All cables were at least 40cm above the horizontal reference groundplane. Power cables for support equipment were routed down to the second LISN while ensuring that that cables were not draped over the second LISN.

Sufficient time for the EUT, support equipment, and test equipment was allowed in order for them to warm up to their normal operating condition. The RF output of the LISN was connected to the spectrum analyzer and exploratory measurements were made to determine the frequencies producing the maximum emission from the EUT. The spectrum was scanned from 150kHz to 30MHz with a spectrum analyzer. The detector function was set to peak mode for exploratory measurements while the bandwidth of the analyzer was set to 10kHz. The EUT, support equipment, and interconnecting cables were arranged and manipulated to maximize each emission. Once the worst case emissions have been identified, the one EUT cable configuration/arrangement and mode of operation that produced these emissions is used for final measurements on the same test site. The analyzer is set to CISPR quasi-peak and average detectors with a 9kHz resolution bandwidth for final measurements.

Line conducted emissions test results are shown in Section 7.8. The EMI Receiver mode of the Agilent MXE was used to perform AC line conducted emissions testing.

FCC ID: ZNFQ910QM	 MEASUREMENT REPORT (CERTIFICATION)			Approved by: Quality Manager
Test Report S/N: 1M1806290137-06-R2.ZNF	Test Dates: 6/29 - 7/31/2018	EUT Type: Portable Handset	Page 8 of 169	

3.3 Radiated Emissions

The radiated test facilities consisted of an indoor 3 meter semi-anechoic chamber used for final measurements and exploratory measurements, when necessary. The measurement area is contained within the semi-anechoic chamber which is shielded from any ambient interference. The test site inside the chamber is a 6m x 5.2m elliptical, obstruction-free area in accordance with Figure 5.7 of Clause 5 in ANSI C63.4-2014. Absorbers are arranged on the floor between the turn table and the antenna mast in such a way so as to maximize the reduction of reflections for measurements above 1GHz. An 80cm tall test table made of Styrodur is placed on top of the turn table. For measurements above 1GHz, an additional Styrodur pedestal is placed on top of the test table to bring the total table height to 1.5m.

For all measurements, the spectrum was scanned through all EUT azimuths and from 1 to 4 meter receive antenna height using a broadband antenna from 30MHz up to the upper frequency shown in 15.33 depending on the highest frequency generated or used in the device or on which the device operates or tunes. For frequencies above 1GHz, linearly polarized double ridge horn antennas were used. For frequencies below 30MHz, a calibrated loop antenna was used. When exploratory measurements were necessary, they were performed at 1 meter test distance inside the semi-anechoic chamber using broadband antennas, broadband amplifiers, and spectrum analyzers to determine the frequencies and modes producing the maximum emissions. Sufficient time for the EUT, support equipment, and test equipment was allowed in order for them to warm up to their normal operating condition. The test set-up was placed on top of the 1 x 1.5 meter table. The EUT, support equipment, and interconnecting cables were arranged and manipulated to maximize each emission. Appropriate precaution was taken to ensure that all emissions from the EUT were maximized and investigated. The system configuration, mode of operation, turntable azimuth, and receive antenna height was noted for each frequency found.

Final measurements were made in the semi-anechoic chamber using calibrated, linearly polarized broadband and horn antennas. The test setup was configured to the setup that produced the worst case emissions. The spectrum analyzer was set to investigate all frequencies required for testing to compare the highest radiated disturbances with respect to the specified limits. The turntable containing the EUT was rotated through 360 degrees and the height of the receive antenna was varied 1 to 4 meters and stopped at the azimuth and height producing the maximum emission. Each emission was maximized by changing the orientation of the EUT through three orthogonal planes and changing the polarity of the receive antenna, whichever produced the worst-case emissions.

3.4 Environmental Conditions

The temperature is controlled within range of 15°C to 35°C. The relative humidity is controlled within range of 10% to 75%. The atmospheric pressure is monitored within the range 86-106kPa (860-1060mbar).

FCC ID: ZNFQ910QM	 MEASUREMENT REPORT (CERTIFICATION) 		Approved by: Quality Manager
Test Report S/N: 1M1806290137-06-R2.ZNF	Test Dates: 6/29 - 7/31/2018	EUT Type: Portable Handset	Page 9 of 169

4.0 ANTENNA REQUIREMENTS

Excerpt from §15.203 of the FCC Rules/Regulations:

“An intentional radiator antenna shall be designed to ensure that no antenna other than that furnished by the responsible party can be used with the device. The use of a permanently attached antenna or of an antenna that uses a unique coupling to the intentional radiator shall be considered sufficient to comply with the provisions of this section.”

- The antennas of the EUT are **permanently attached**.
- There are no provisions for connection to an external antenna.

Conclusion:

The EUT complies with the requirement of §15.203.

FCC ID: ZNFQ910QM		MEASUREMENT REPORT (CERTIFICATION)		Approved by: Quality Manager
Test Report S/N: 1M1806290137-06-R2.ZNF	Test Dates: 6/29 - 7/31/2018	EUT Type: Portable Handset	Page 10 of 169	

5.0 MEASUREMENT UNCERTAINTY

The measurement uncertainties shown below were calculated in accordance with the requirements of ANSI C63.10-2013. All measurement uncertainty values are shown with a coverage factor of $k = 2$ to indicate a 95% level of confidence. The measurement uncertainty shown below meets or exceeds the U_{CISPR} measurement uncertainty values specified in CISPR 16-4-2 and, thus, can be compared directly to specified limits to determine compliance.

Contribution	Expanded Uncertainty (\pm dB)
Conducted Bench Top Measurements	1.13
Line Conducted Disturbance	3.09
Radiated Disturbance (<1GHz)	4.98
Radiated Disturbance (>1GHz)	5.07
Radiated Disturbance (>18GHz)	5.09

FCC ID: ZNFQ910QM		MEASUREMENT REPORT (CERTIFICATION)		Approved by: Quality Manager
Test Report S/N: 1M1806290137-06-R2.ZNF	Test Dates: 6/29 - 7/31/2018	EUT Type: Portable Handset	Page 11 of 169	

6.0 TEST EQUIPMENT CALIBRATION DATA

Test Equipment Calibration is traceable to the National Institute of Standards and Technology (NIST). Measurements antennas used during testing were calibrated in accordance to the requirements of ANSI C63.5-2017.

Manufacturer	Model	Description	Cal Date	Cal Interval	Cal Due	Serial Number
-	WL25-1	Conducted Cable Set (25GHz)	1/23/2018	Annual	1/23/2019	WL25-1
Agilent	N9020A	MXA Signal Analyzer	1/24/2018	Annual	1/24/2019	US46470561
Agilent	N9030A	PXA Signal Analyzer (44GHz)	5/25/2018	Annual	5/25/2019	MYS2350166
Anritsu	MA2411B	Pulse Power Sensor	10/22/2017	Annual	10/22/2018	846215
Anritsu	ML2495A	Power Meter	10/22/2017	Annual	10/22/2018	941001
Com-Power	AL-130	9kHz - 30MHz Loop Antenna	10/10/2017	Biennial	10/10/2019	121034
Emco	3115	Horn Antenna (1-18GHz)	3/28/2018	Biennial	3/28/2020	9704-5182
EMCO	3160-09	Small Horn (18 - 26.5GHz)	8/23/2016	Biennial	8/23/2018	135427
EMCO	3160-10	Small Horn (26.5 - 40GHz)	8/23/2016	Biennial	8/23/2018	130993
ETS Lindgren	3117	1-18 GHz DRG Horn (Medium)	12/1/2016	Biennial	12/1/2018	125518
ETS-Lindgren	3816/2NM	Line Impedance Stabilization Network	12/27/2016	Biennial	12/27/2018	114451
Huber + Suhner	Sucoflex 102A	40GHz Radiated Cable Set	1/23/2018	Annual	1/23/2019	251425001
Pasternack	NMLC-2	Line Conducted Emissions Cable (NM)	1/23/2018	Annual	1/23/2019	NMLC-2
Rohde & Schwarz	ESU26	EMI Test Receiver (26.5GHz)	5/21/2018	Annual	5/21/2019	100342
Rohde & Schwarz	ESU40	EMI Test Receiver (40GHz)	7/31/2017	Annual	7/31/2018	100348
Rohde & Schwarz	FSW67	Signal / Spectrum Analyzer	8/11/2017	Annual	8/11/2018	103200
Rohde & Schwarz	SFUNIT-Rx	Shielded Filter Unit	6/18/2018	Annual	6/18/2019	102134
Rohde & Schwarz	SFUNIT-Rx	Shielded Filter Unit	6/25/2018	Annual	6/25/2019	102133
Rohde & Schwarz	TS-PR8	Preamplifier-Antenna SYS; 30MHz-8GHz	10/19/2017	Annual	10/19/2018	102324
Rohde & Schwarz	TS-PR26	18-26.5 GHz Pre-Amplifier	1/24/2018	Annual	1/24/2019	100040
Rohde & Schwarz	TS-PR40	26.5-40 GHz Pre-Amplifier	1/24/2018	Annual	1/24/2019	100037
Seekonk	NC-100	Torque Wrench	12/28/2017	Annual	12/28/2018	N/A
Sunol	DRH-118	Horn Antenna (1-18GHz)	8/11/2017	Biennial	8/11/2019	A050307
Sunol	JB5	Bi-Log Antenna (30M - 5GHz)	4/19/2018	Biennial	4/19/2020	A051107

Table 6-1. Annual Test Equipment Calibration Schedule

FCC ID: ZNFQ910QM	 MEASUREMENT REPORT (CERTIFICATION) 		Approved by: Quality Manager
Test Report S/N: 1M1806290137-06-R2.ZNF	Test Dates: 6/29 - 7/31/2018	EUT Type: Portable Handset	Page 12 of 169

7.0 TEST RESULTS

7.1 Summary

Company Name: LG Electronics USA, INC
 FCC ID: ZNFQ910QM
 FCC Classification: Unlicensed National Information Infrastructure (UNII)

FCC Part Section(s)	RSS Section(s)	Test Description	Test Limit	Test Condition	Test Result	Reference
N/A	RSS-Gen [6.6]	26dB Bandwidth	N/A	CONDUCTED	PASS	Section 7.2
15.407(e)	RSS-Gen [6.6]	6dB Bandwidth	>500kHz(5725-5850MHz)		PASS	Section 7.3
15.407 (a.1.iv), (a.2), (a.3)	RSS-247 [6.2]	Maximum Conducted Output Power	Maximum conducted powers must meet the limits detailed in 15.407 (a) (RSS-247 [6.2])		PASS	Section 7.4
15.407 (a.1.iv), (a.2), (a.3)	RSS-247 [6.2]	Maximum Power Spectral Density	Maximum power spectral density must meet the limits detailed in 15.407 (a) (RSS-247 [6.2])		PASS	Section 7.5
15.407(h)	RSS-247 [6.3]	Dynamic Frequency Selection	See DFS Test Report		PASS	See DFS Test Report
15.407(b.1), (2), (3), (4)	RSS-247 [6.2]	Undesirable Emissions	Undesirable emissions must meet the limits detailed in 15.407(b) (RSS-247 [6.2])	RADIATED	PASS	Section 7.6
15.205, 15.407(b.1), (4), (5), (6)	RSS-Gen [8.9]	General Field Strength Limits (Restricted Bands and Radiated Emission Limits)	Emissions in restricted bands must meet the radiated limits detailed in 15.209 (RSS-Gen [8.9])		PASS	Section 7.6, 7.7
15.407	RSS-Gen [8.8]	AC Conducted Emissions 150kHz – 30MHz	< FCC 15.207 (RSS-Gen [8.8]) limits	LINE CONDUCTED	PASS	Section 7.8

Table 7-1. Summary of Test Results

Notes:

- 1) All channels, modes, and modulations/data rates were investigated among all UNII bands. The test results shown in the following sections represent the worst case emissions.
- 2) The analyzer plots shown in this section were all taken with a correction table loaded into the analyzer. The correction table was used to account for the losses of the cables and attenuators used as part of the system to connect the EUT to the analyzer at all frequencies of interest.
- 3) All antenna port conducted emissions testing was performed on a test bench with the antenna port of the EUT connected to the spectrum analyzer through calibrated cables and attenuators.
- 4) For conducted spurious emissions, automated test software was used to measure emissions and capture the corresponding plots necessary to show compliance. The measurement software utilized is PCTEST “UNII Automation,” Version 4.6.
- 5) For radiated band edge, automated test software was used to measure emissions and capture the corresponding plots necessary to show compliance. The measurement software utilized is PCTEST “Chamber Automation,” Version 0.2.8.

FCC ID: ZNFQ910QM		MEASUREMENT REPORT (CERTIFICATION)		Approved by: Quality Manager
Test Report S/N: 1M1806290137-06-R2.ZNF	Test Dates: 6/29 - 7/31/2018	EUT Type: Portable Handset		Page 13 of 169

7.2 26dB Bandwidth Measurement – 802.11a/n/ac RSS-Gen [6.2]

Test Overview and Limit

The bandwidth at 26dB down from the highest in-band spectral density is measured with a spectrum analyzer connected to the antenna terminal while the EUT is operating at its maximum duty cycle, at its maximum power control level, as defined in ANSI C63.10-2013 and KDB 789033 D02 v02r01, and at the appropriate frequencies. The spectrum analyzer's bandwidth measurement function is configured to measure the 26dB bandwidth.

The 26dB bandwidth is used to determine the conducted power limits.

Test Procedure Used

ANSI C63.10-2013 – Section 12.4
KDB 789033 D02 v02r01 – Section C

Test Settings

1. The signal analyzers' automatic bandwidth measurement capability was used to perform the 26dB bandwidth measurement. The "X" dB bandwidth parameter was set to $X = 26$. The automatic bandwidth measurement function also has the capability of simultaneously measuring the 99% occupied bandwidth. The bandwidth measurement was not influenced by any intermediate power nulls in the fundamental emission.
2. RBW = approximately 1% of the emission bandwidth
3. VBW $\geq 3 \times$ RBW
4. Detector = Peak
5. Trace mode = max hold

Test Setup

The EUT and measurement equipment were set up as shown in the diagram below.



Figure 7-1. Test Instrument & Measurement Setup

Test Notes

None.

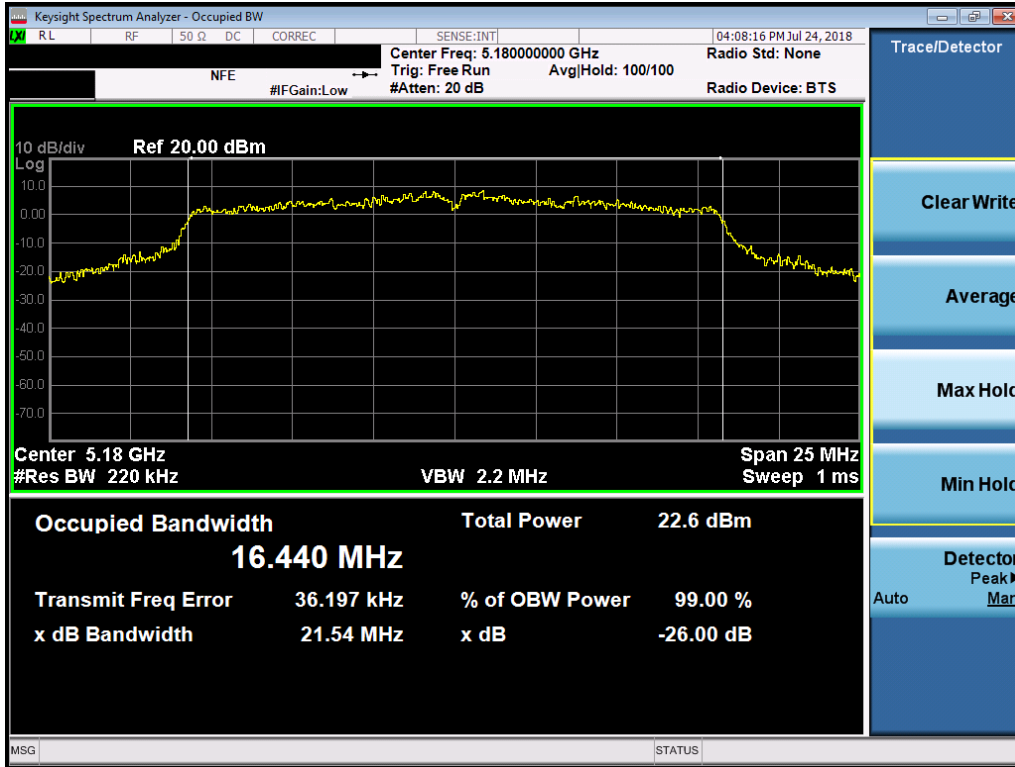
FCC ID: ZNFQ910QM	 MEASUREMENT REPORT (CERTIFICATION) 		Approved by: Quality Manager
Test Report S/N: 1M1806290137-06-R2.ZNF	Test Dates: 6/29 - 7/31/2018	EUT Type: Portable Handset	Page 14 of 169

SISO Antenna-1 26 dB Bandwidth Measurements

	Frequency [MHz]	Channel No.	802.11 Mode	Data Rate [Mbps]	Measured 26dB Bandwidth [MHz]
Band 1	5180	36	a	6	21.54
	5200	40	a	6	23.02
	5240	48	a	6	21.76
	5180	36	n (20MHz)	6.5/7.2 (MCS0)	22.53
	5200	40	n (20MHz)	6.5/7.2 (MCS0)	24.91
	5240	48	n (20MHz)	6.5/7.2 (MCS0)	22.57
	5190	38	n (40MHz)	13.5/15 (MCS0)	40.01
	5230	46	n (40MHz)	13.5/15 (MCS0)	39.81
	5210	42	ac (80MHz)	29.3/32.5 (MCS0)	80.76
Band 2A	5260	52	a	6	20.92
	5280	56	a	6	24.18
	5320	64	a	6	23.47
	5260	52	n (20MHz)	6.5/7.2 (MCS0)	21.91
	5280	56	n (20MHz)	6.5/7.2 (MCS0)	25.00
	5320	64	n (20MHz)	6.5/7.2 (MCS0)	21.49
	5270	54	n (40MHz)	13.5/15 (MCS0)	39.55
	5310	62	n (40MHz)	13.5/15 (MCS0)	39.83
	5290	58	ac (80MHz)	29.3/32.5 (MCS0)	80.81
Band 2C	5500	100	a	6	21.07
	5600	120	a	6	21.45
	5720	144	a	6	24.24
	5500	100	n (20MHz)	6.5/7.2 (MCS0)	22.15
	5600	120	n (20MHz)	6.5/7.2 (MCS0)	21.53
	5720	144	n (20MHz)	6.5/7.2 (MCS0)	22.90
	5510	102	n (40MHz)	13.5/15 (MCS0)	39.44
	5590	118	n (40MHz)	13.5/15 (MCS0)	40.09
	5710	142	n (40MHz)	13.5/15 (MCS0)	39.69
	5530	106	ac (80MHz)	29.3/32.5 (MCS0)	81.30
	5610	122	ac (80MHz)	29.3/32.5 (MCS0)	81.80
5690	138	ac (80MHz)	29.3/32.5 (MCS0)	81.38	

Table 7-2. Conducted Bandwidth Measurements SISO ANT1

FCC ID: ZNFQ910QM		MEASUREMENT REPORT (CERTIFICATION)		Approved by: Quality Manager
Test Report S/N: 1M1806290137-06-R2.ZNF	Test Dates: 6/29 - 7/31/2018	EUT Type: Portable Handset		Page 15 of 169

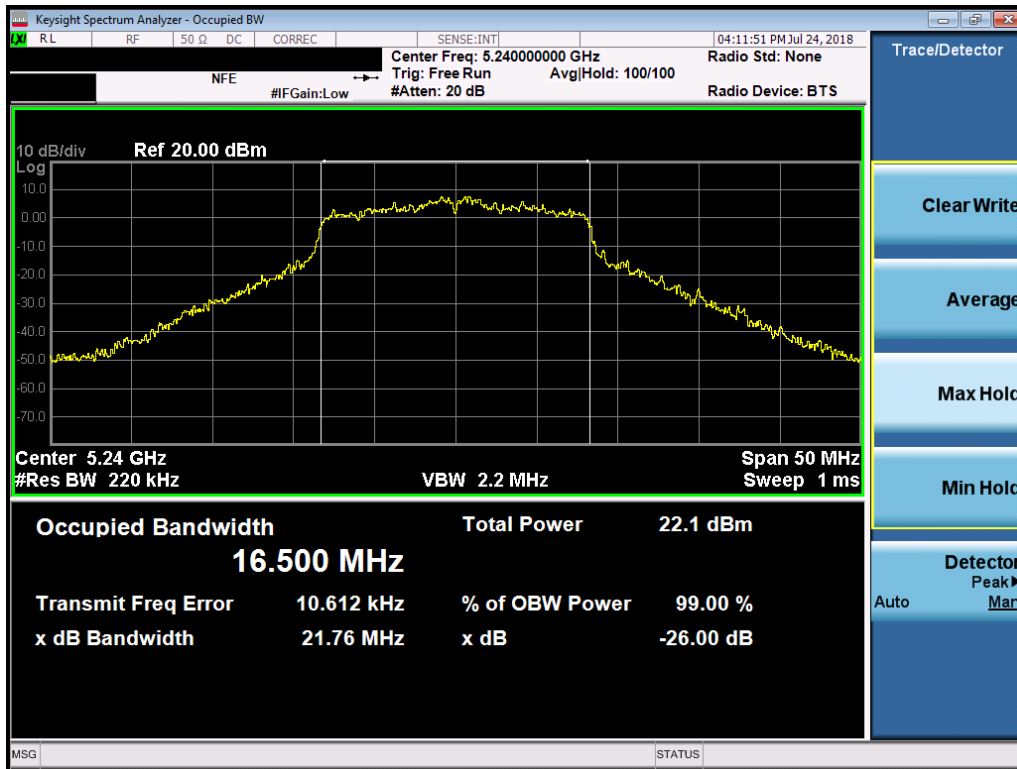


Plot 7-1. 26dB Bandwidth Plot SISO ANT1 (802.11a (UNII Band 1) – Ch. 36)

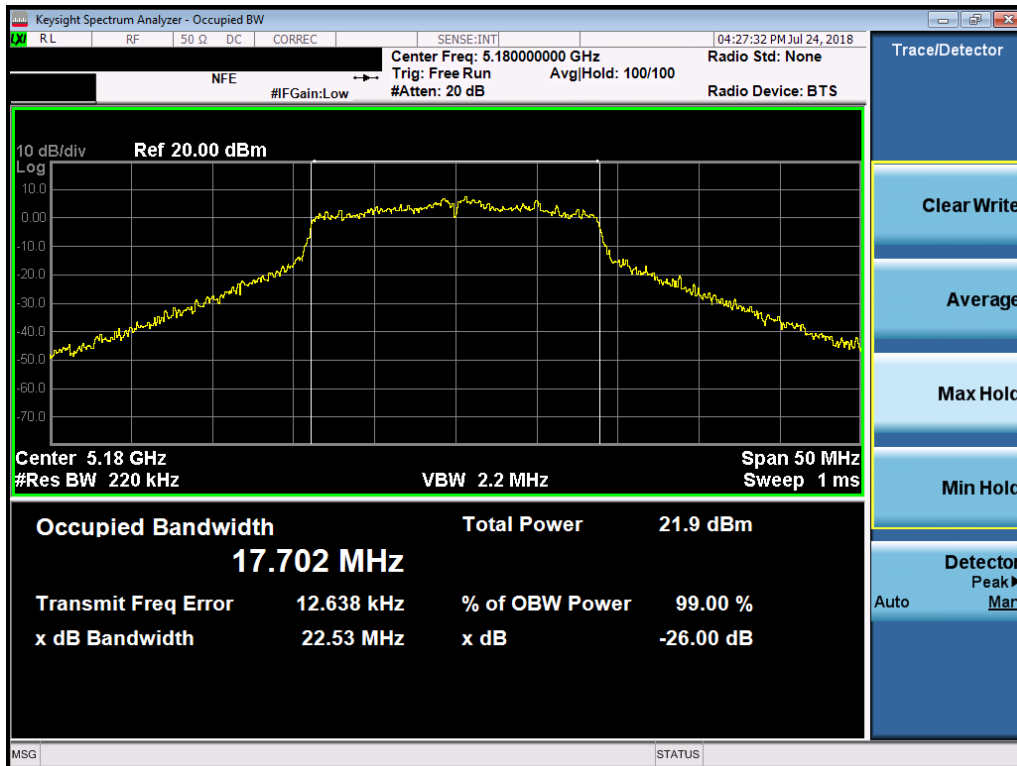


Plot 7-2. 26dB Bandwidth Plot SISO ANT1 (802.11a (UNII Band 1) – Ch. 40)

FCC ID: ZNFQ910QM		MEASUREMENT REPORT (CERTIFICATION)		Approved by: Quality Manager
Test Report S/N: 1M1806290137-06-R2.ZNF	Test Dates: 6/29 - 7/31/2018	EUT Type: Portable Handset		Page 16 of 169

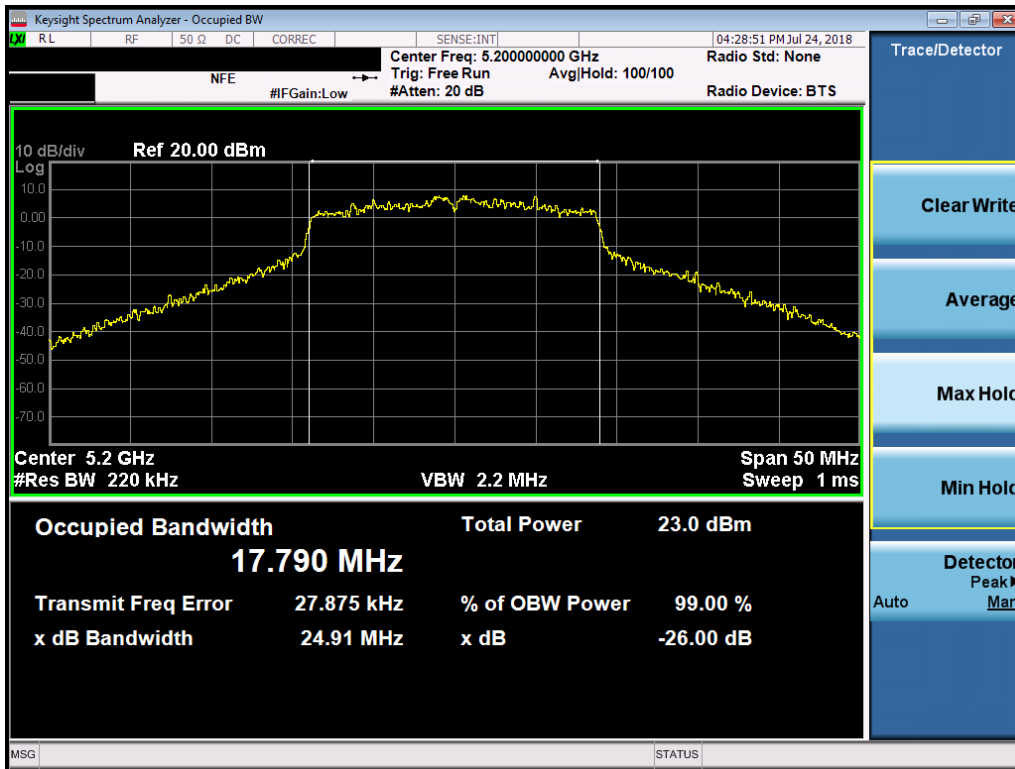


Plot 7-3. 26dB Bandwidth Plot SISO ANT1 (802.11a (UNII Band 1) – Ch. 48)



Plot 7-4. 26dB Bandwidth Plot SISO ANT1 (20MHz BW 802.11n (UNII Band 1) – Ch. 36)

FCC ID: ZNFQ910QM		MEASUREMENT REPORT (CERTIFICATION)		Approved by: Quality Manager
Test Report S/N: 1M1806290137-06-R2.ZNF	Test Dates: 6/29 - 7/31/2018	EUT Type: Portable Handset		Page 17 of 169

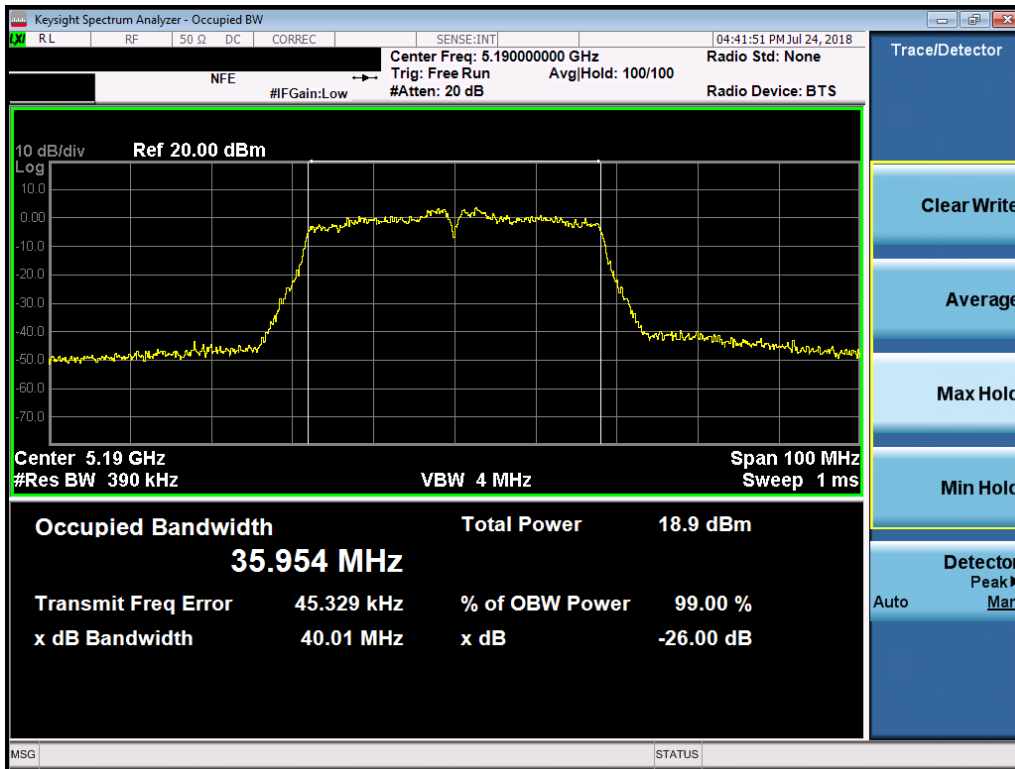


Plot 7-5. 26dB Bandwidth Plot SISO ANT1 (20MHz BW 802.11n (UNII Band 1) – Ch. 40)

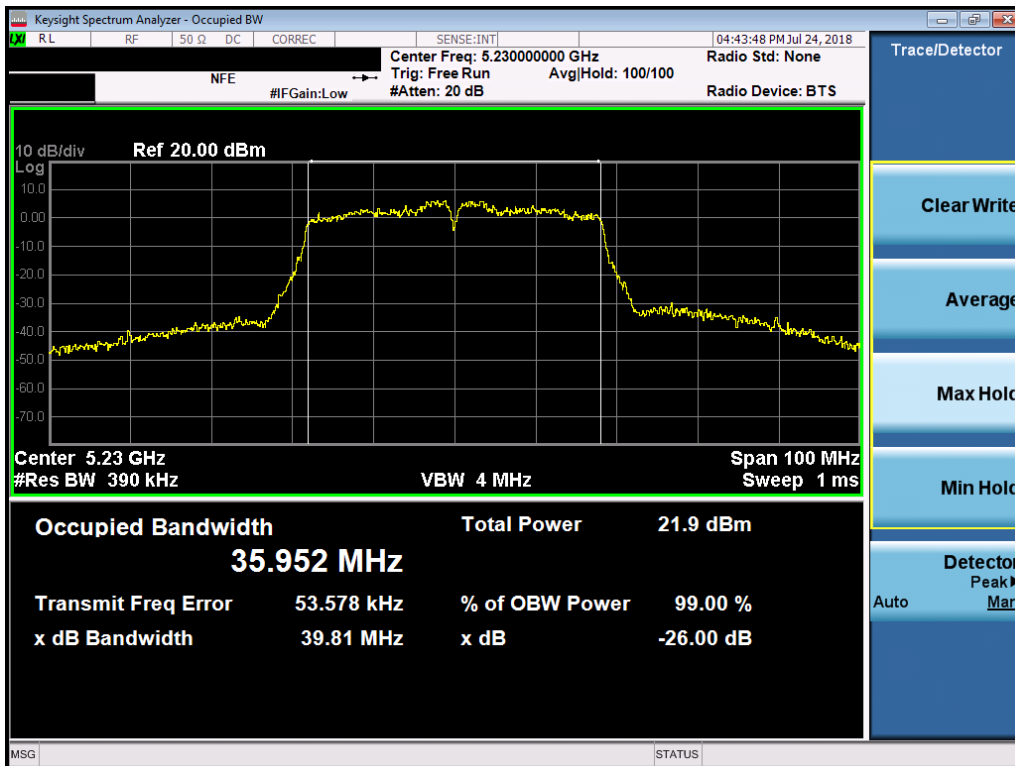


Plot 7-6. 26dB Bandwidth Plot SISO ANT1 (20MHz BW 802.11n (UNII Band 1) – Ch. 48)

FCC ID: ZNFQ910QM		MEASUREMENT REPORT (CERTIFICATION)		Approved by: Quality Manager
Test Report S/N: 1M1806290137-06-R2.ZNF	Test Dates: 6/29 - 7/31/2018	EUT Type: Portable Handset		Page 18 of 169

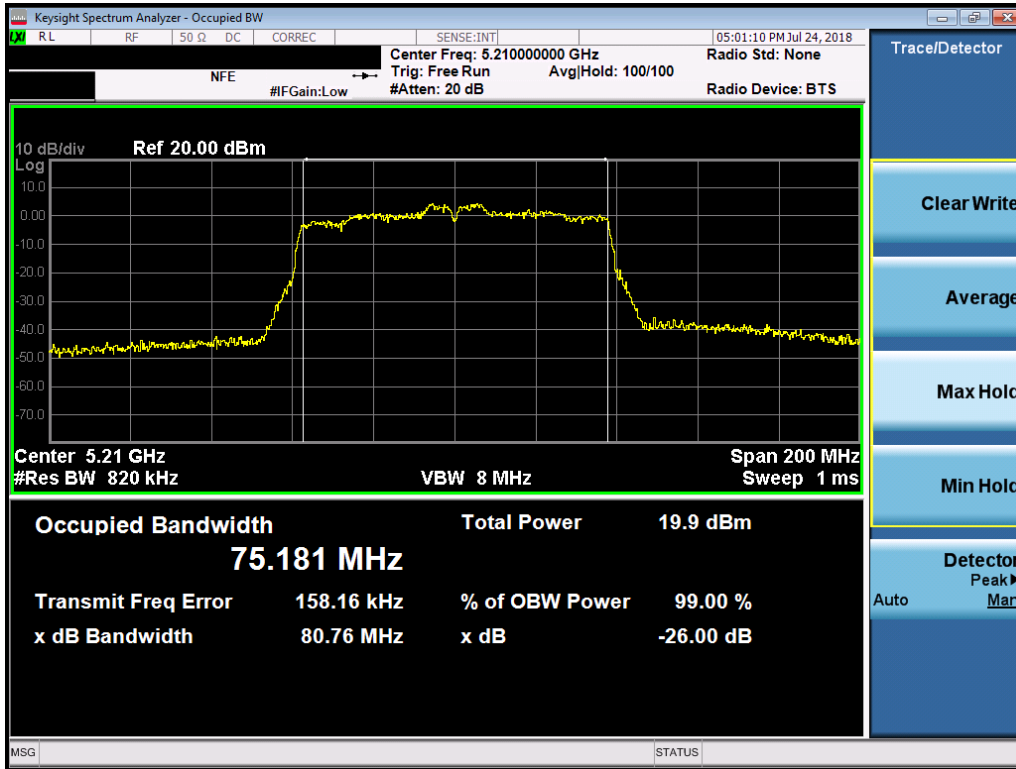


Plot 7-7. 26dB Bandwidth Plot SISO ANT1 (40MHz BW 802.11n (UNII Band 1) – Ch. 38)

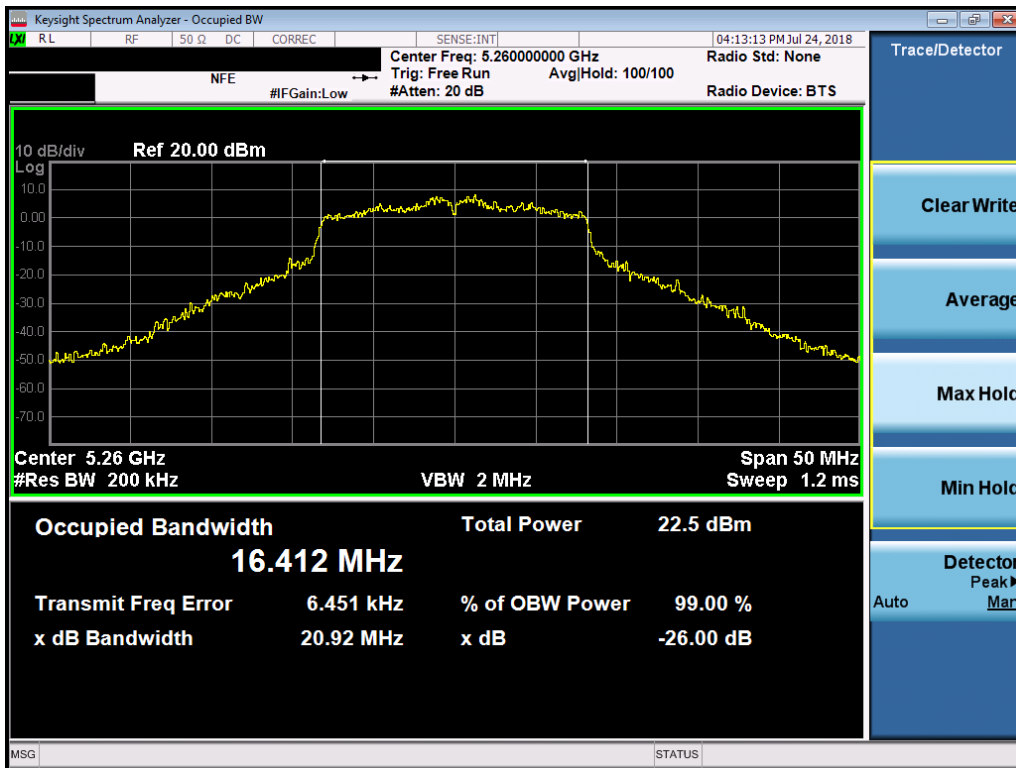


Plot 7-8. 26dB Bandwidth Plot SISO ANT1 (40MHz BW 802.11n (UNII Band 1) – Ch. 46)

FCC ID: ZNFQ910QM		MEASUREMENT REPORT (CERTIFICATION)		Approved by: Quality Manager
Test Report S/N: 1M1806290137-06-R2.ZNF	Test Dates: 6/29 - 7/31/2018	EUT Type: Portable Handset		Page 19 of 169

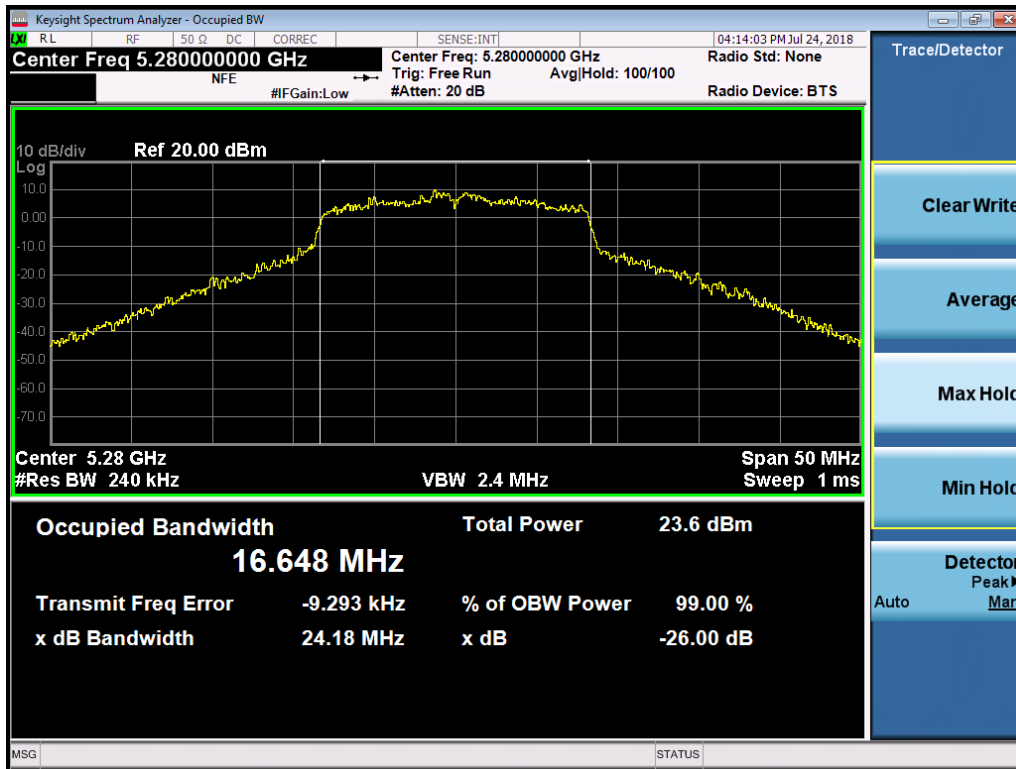


Plot 7-9. 26dB Bandwidth Plot SISO ANT1 (80MHz BW 802.11ac (UNII Band 1) – Ch. 42)



Plot 7-10. 26dB Bandwidth Plot SISO ANT1 (802.11a (UNII Band 2A) – Ch. 52)

FCC ID: ZNFQ910QM		MEASUREMENT REPORT (CERTIFICATION)		Approved by: Quality Manager
Test Report S/N: 1M1806290137-06-R2.ZNF	Test Dates: 6/29 - 7/31/2018	EUT Type: Portable Handset		Page 20 of 169

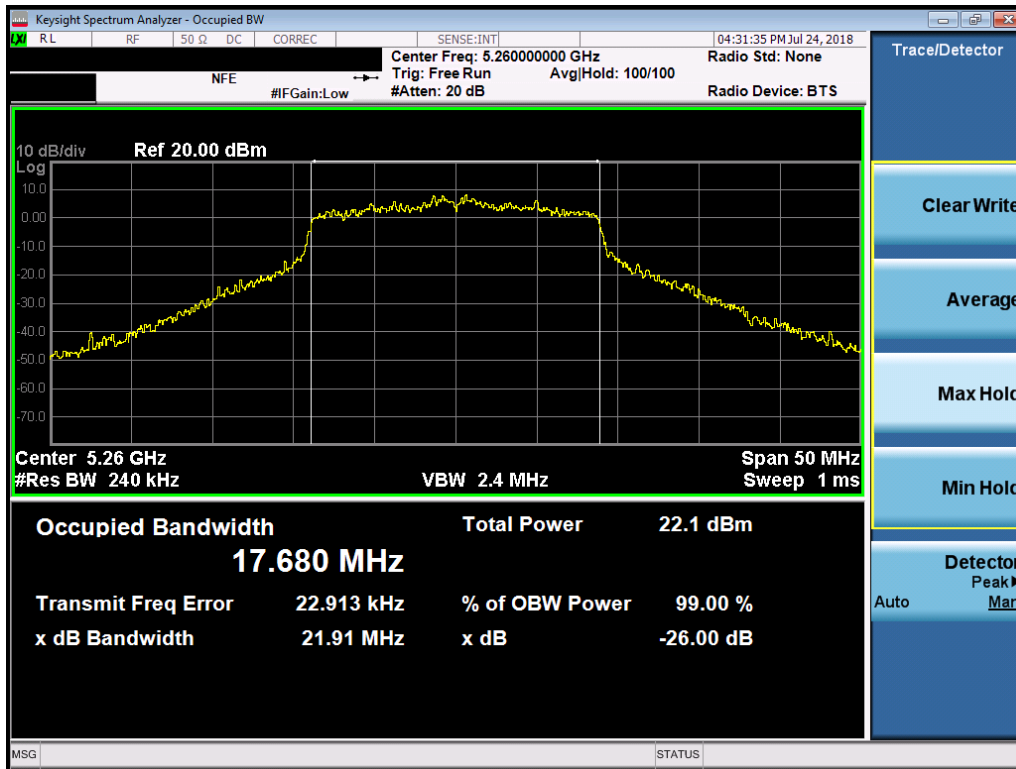


Plot 7-11. 26dB Bandwidth Plot SISO ANT1 (802.11a (UNII Band 2A) – Ch. 56)

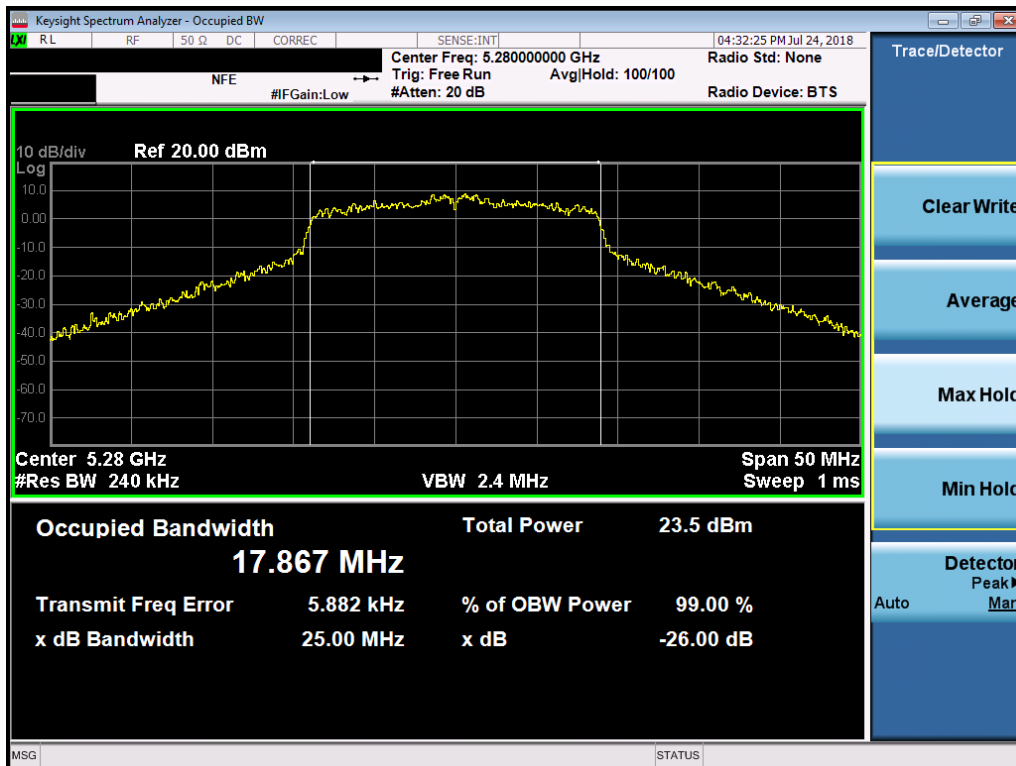


Plot 7-12. 26dB Bandwidth Plot SISO ANT1 (802.11a (UNII Band 2A) – Ch. 64)

FCC ID: ZNFQ910QM		MEASUREMENT REPORT (CERTIFICATION)		Approved by: Quality Manager
Test Report S/N: 1M1806290137-06-R2.ZNF	Test Dates: 6/29 - 7/31/2018	EUT Type: Portable Handset		Page 21 of 169



Plot 7-13. 26dB Bandwidth Plot SISO ANT1 (20MHz BW 802.11n (UNII Band 2A) – Ch. 52)

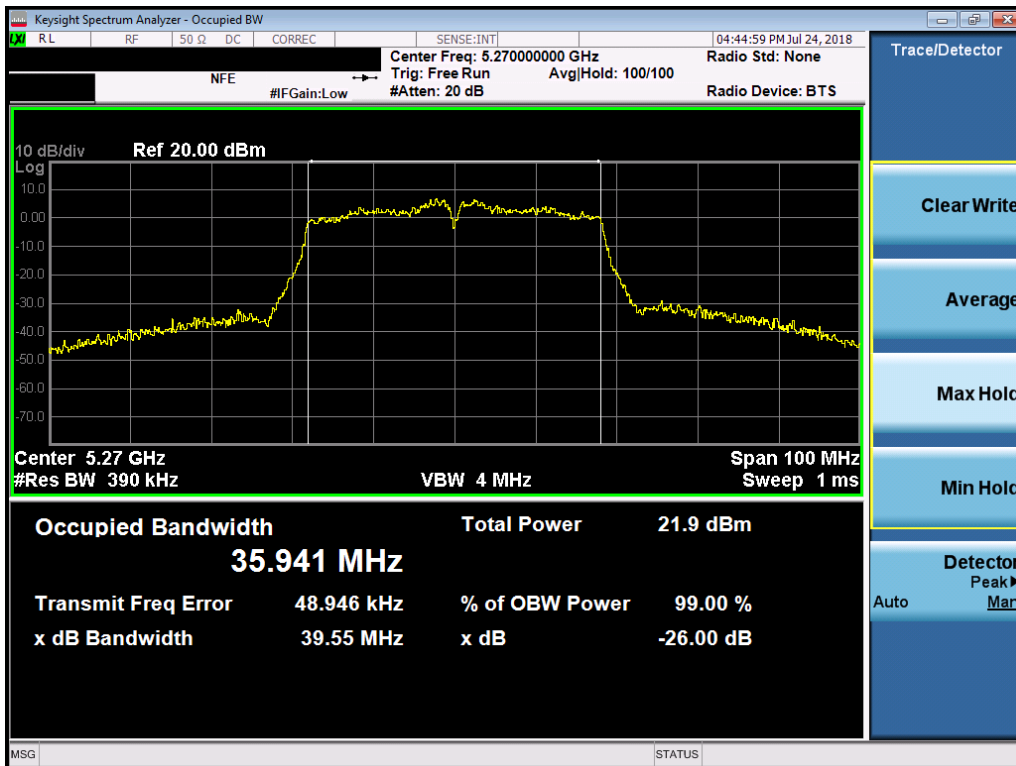


Plot 7-14. 26dB Bandwidth Plot SISO ANT1 (20MHz BW 802.11n (UNII Band 2A) – Ch. 56)

FCC ID: ZNFQ910QM		MEASUREMENT REPORT (CERTIFICATION)		Approved by: Quality Manager
Test Report S/N: 1M1806290137-06-R2.ZNF	Test Dates: 6/29 - 7/31/2018	EUT Type: Portable Handset		Page 22 of 169

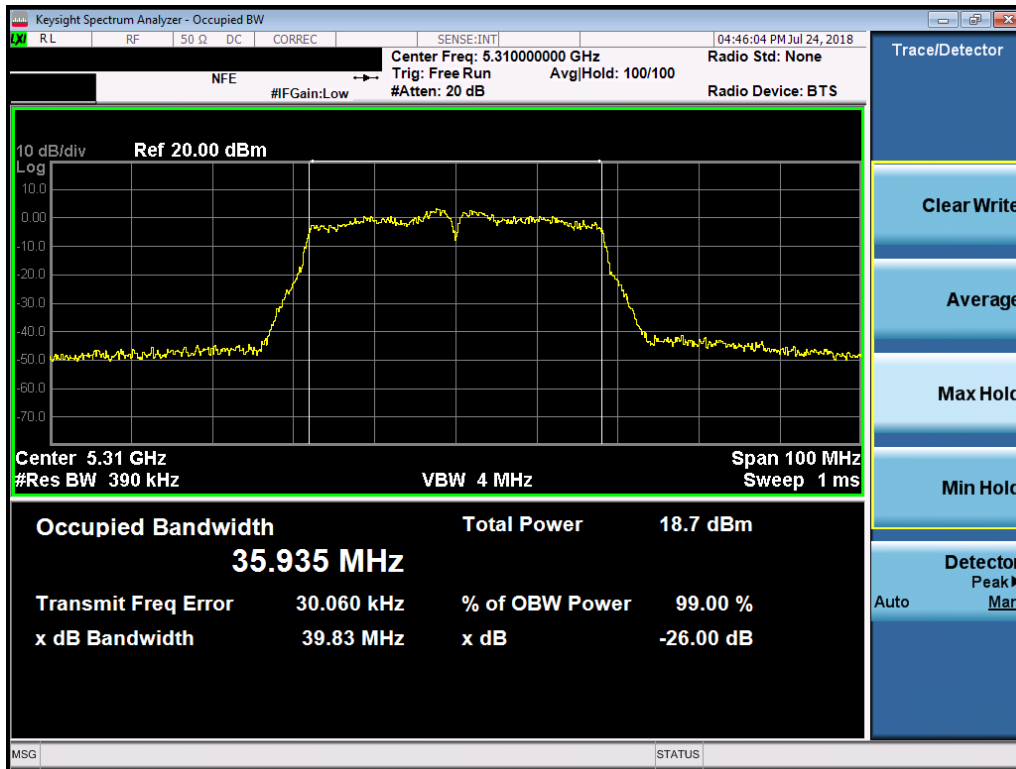


Plot 7-15. 26dB Bandwidth Plot SISO ANT1 (20MHz BW 802.11n (UNII Band 2A) – Ch. 64)

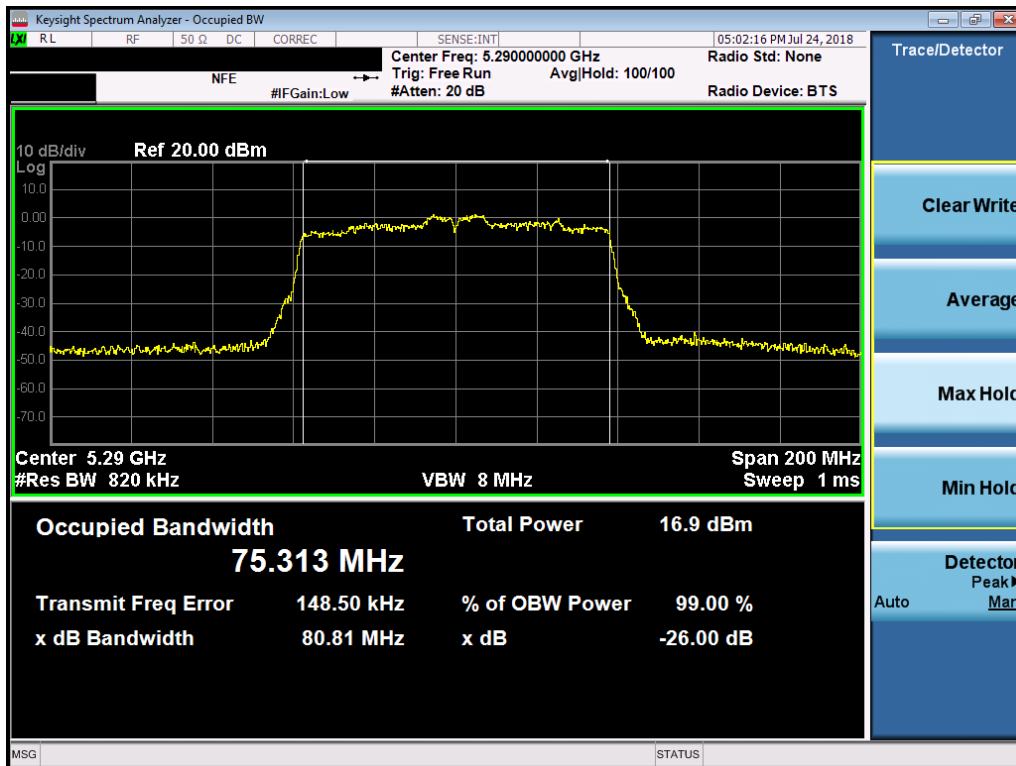


Plot 7-16. 26dB Bandwidth Plot SISO ANT1 (40MHz BW 802.11n (UNII Band 2A) – Ch. 54)

FCC ID: ZNFQ910QM		MEASUREMENT REPORT (CERTIFICATION)		Approved by: Quality Manager
Test Report S/N: 1M1806290137-06-R2.ZNF	Test Dates: 6/29 - 7/31/2018	EUT Type: Portable Handset		Page 23 of 169

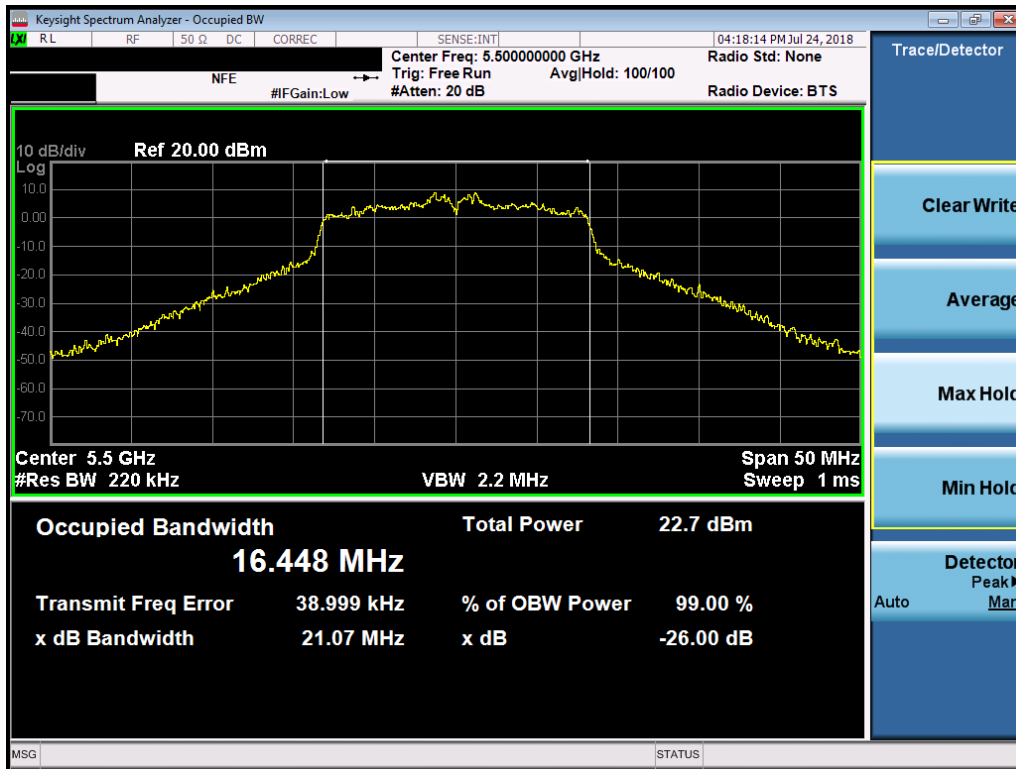


Plot 7-17. 26dB Bandwidth Plot SISO ANT1 (40MHz BW 802.11n (UNII Band 2A) – Ch. 62)

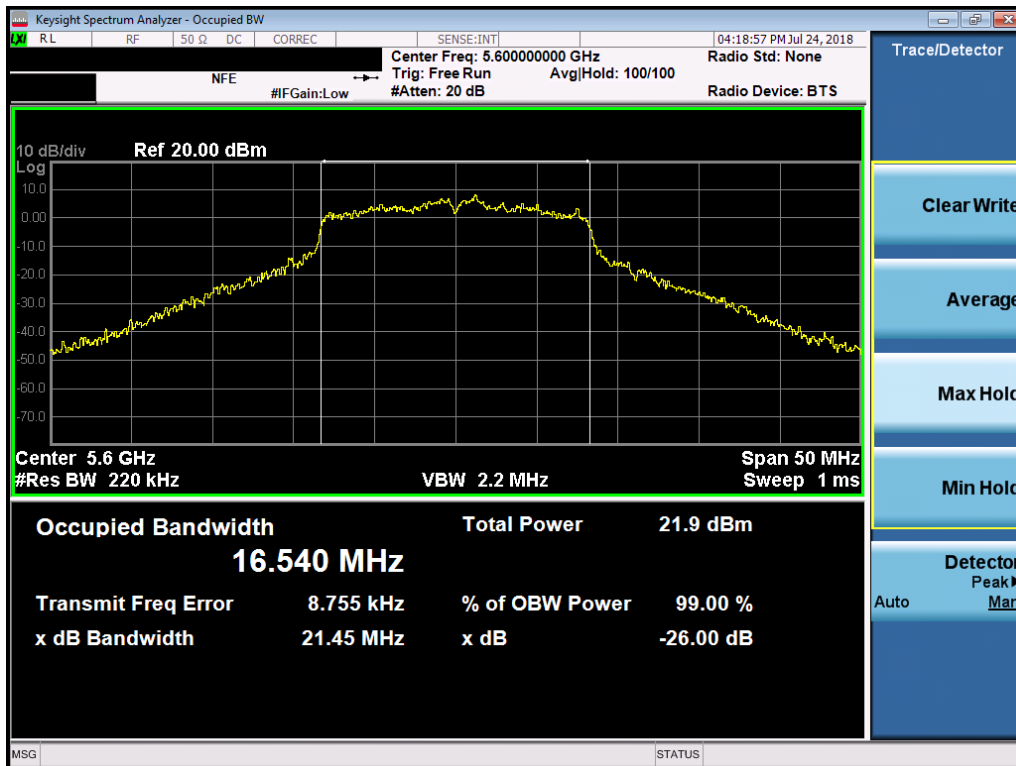


Plot 7-18. 26dB Bandwidth Plot SISO ANT1 (80MHz BW 802.11ac (UNII Band 2A) – Ch. 58)

FCC ID: ZNFQ910QM		MEASUREMENT REPORT (CERTIFICATION)		Approved by: Quality Manager
Test Report S/N: 1M1806290137-06-R2.ZNF	Test Dates: 6/29 - 7/31/2018	EUT Type: Portable Handset		Page 24 of 169



Plot 7-19. 26dB Bandwidth Plot SISO ANT1 (802.11a (UNII Band 2C) – Ch. 100)

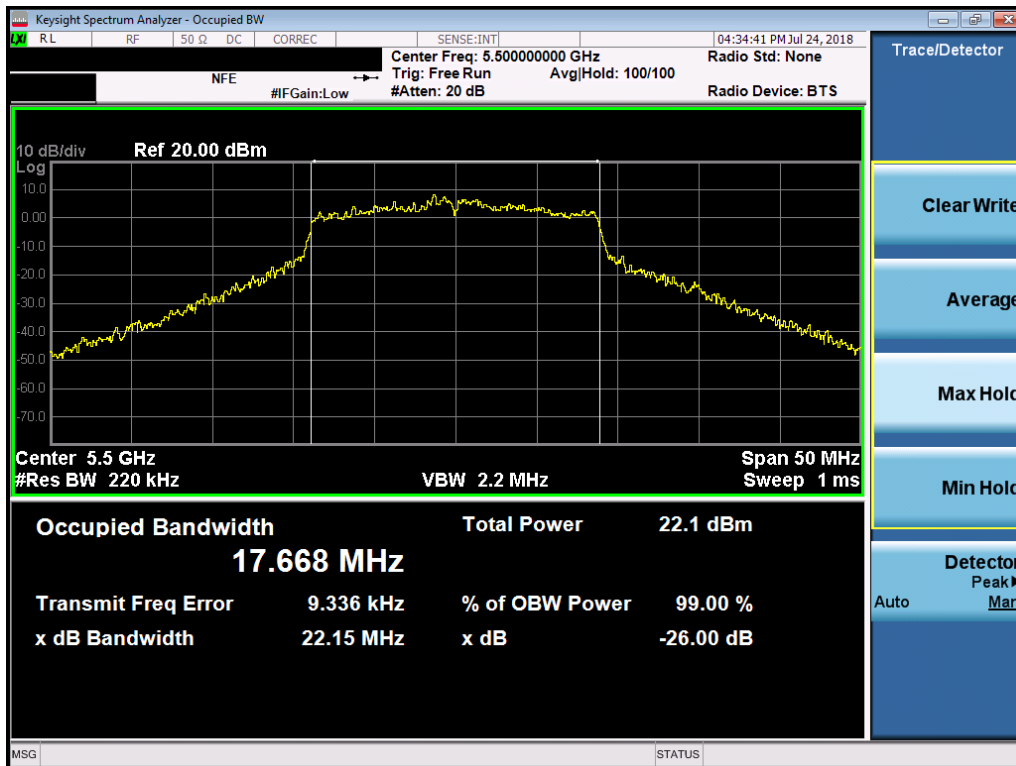


Plot 7-20. 26dB Bandwidth Plot SISO ANT1 (802.11a (UNII Band 2C) – Ch. 120)

FCC ID: ZNFQ910QM		MEASUREMENT REPORT (CERTIFICATION)		Approved by: Quality Manager
Test Report S/N: 1M1806290137-06-R2.ZNF	Test Dates: 6/29 - 7/31/2018	EUT Type: Portable Handset		Page 25 of 169

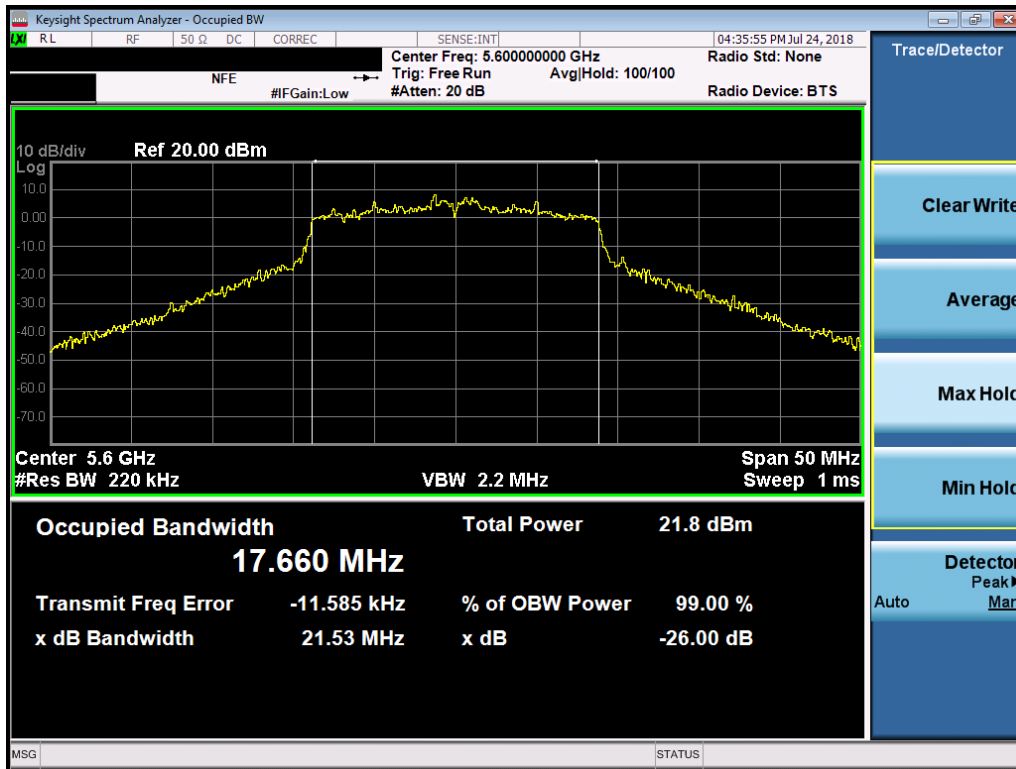


Plot 7-21. 26dB Bandwidth Plot SISO ANT1 (802.11a (UNII Band 2C) – Ch. 144)



Plot 7-22. 26dB Bandwidth Plot SISO ANT1 (20MHz BW 802.11n (UNII Band 2C) – Ch. 100)

FCC ID: ZNFQ910QM		MEASUREMENT REPORT (CERTIFICATION)		Approved by: Quality Manager
Test Report S/N: 1M1806290137-06-R2.ZNF	Test Dates: 6/29 - 7/31/2018	EUT Type: Portable Handset		Page 26 of 169

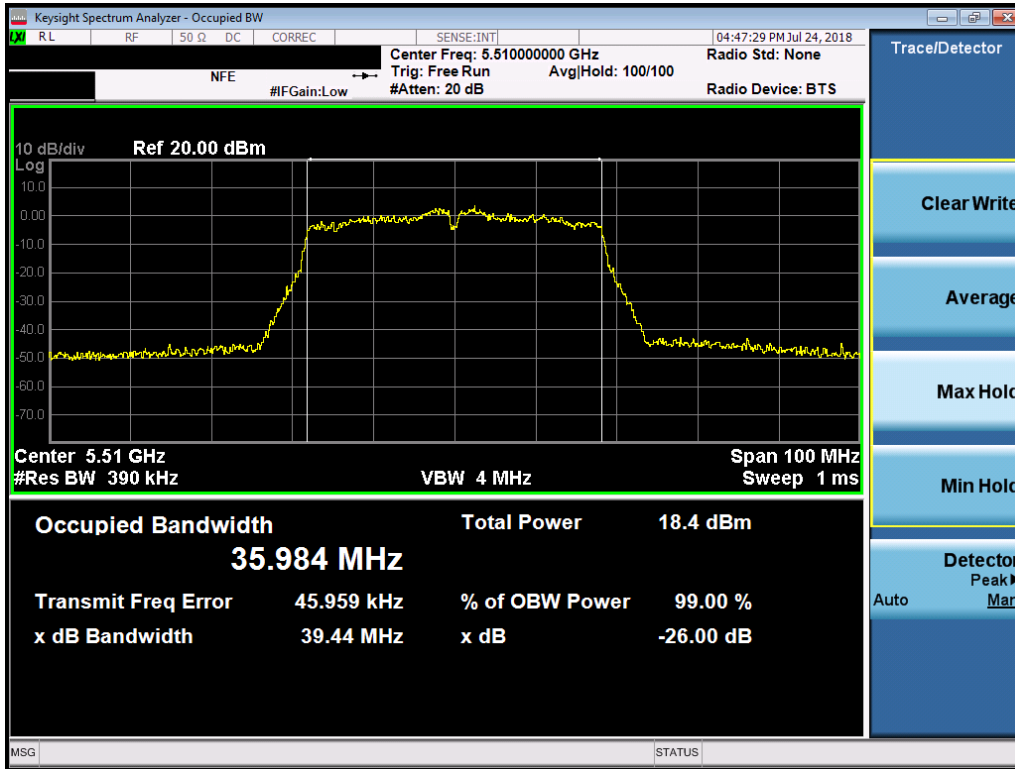


Plot 7-23. 26dB Bandwidth Plot SISO ANT1 (20MHz BW 802.11n (UNII Band 2C) – Ch. 120)

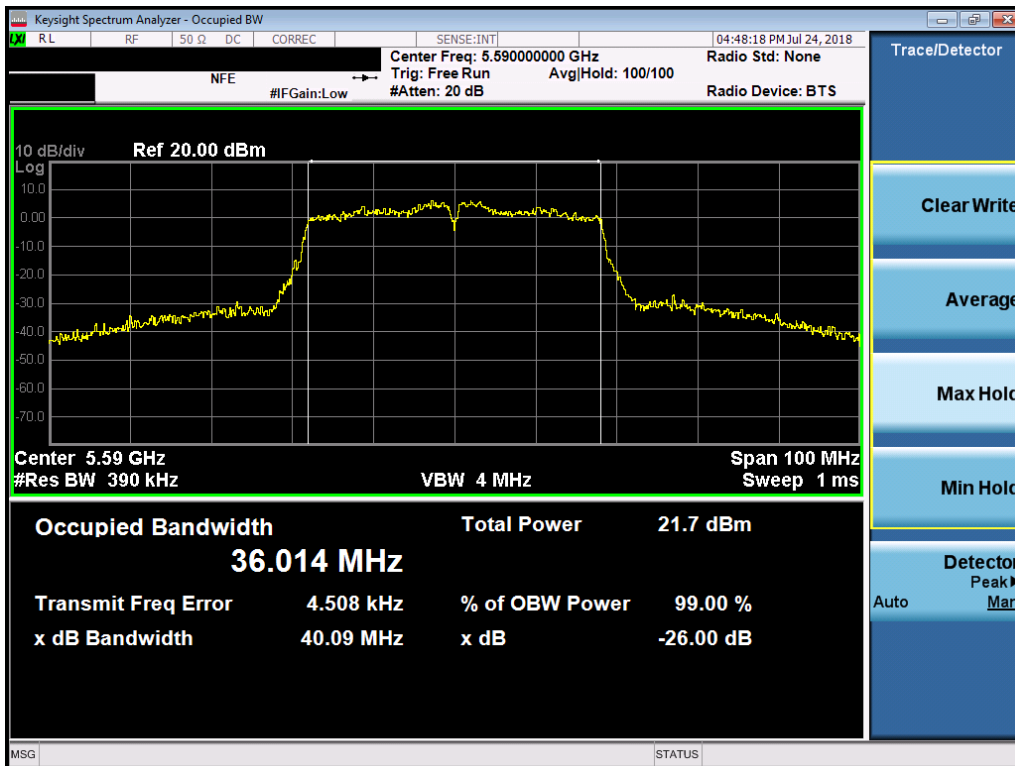


Plot 7-24. 26dB Bandwidth Plot SISO ANT1 (20MHz BW 802.11n (UNII Band 2C) – Ch. 144)

FCC ID: ZNFQ910QM		MEASUREMENT REPORT (CERTIFICATION)		Approved by: Quality Manager
Test Report S/N: 1M1806290137-06-R2.ZNF	Test Dates: 6/29 - 7/31/2018	EUT Type: Portable Handset		Page 27 of 169

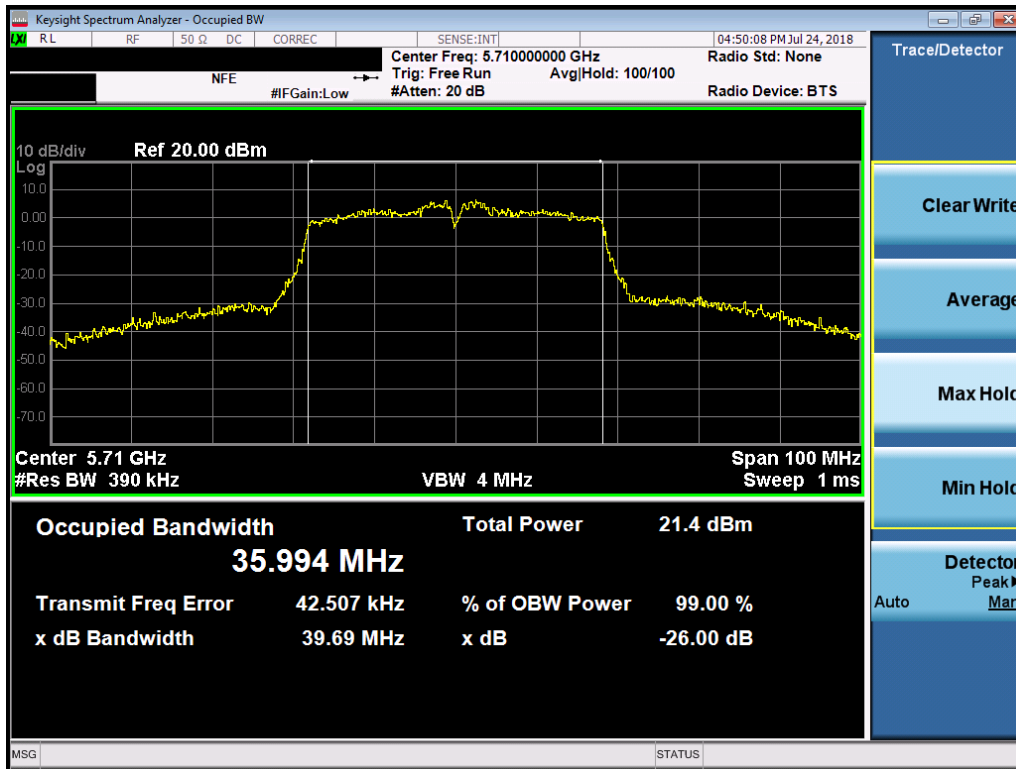


Plot 7-25. 26dB Bandwidth Plot SISO ANT1 (40MHz BW 802.11n (UNII Band 2C) – Ch. 102)

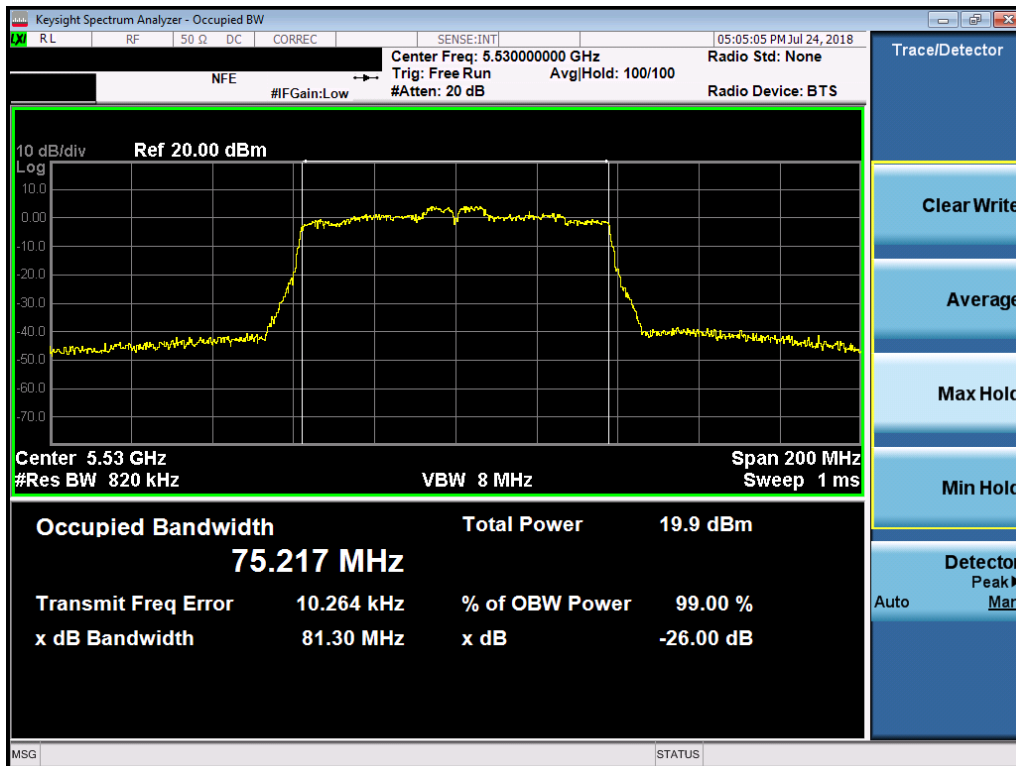


Plot 7-26. 26dB Bandwidth Plot SISO ANT1 (40MHz BW 802.11n (UNII Band 2C) – Ch. 118)

FCC ID: ZNFQ910QM		MEASUREMENT REPORT (CERTIFICATION)		Approved by: Quality Manager
Test Report S/N: 1M1806290137-06-R2.ZNF	Test Dates: 6/29 - 7/31/2018	EUT Type: Portable Handset		Page 28 of 169

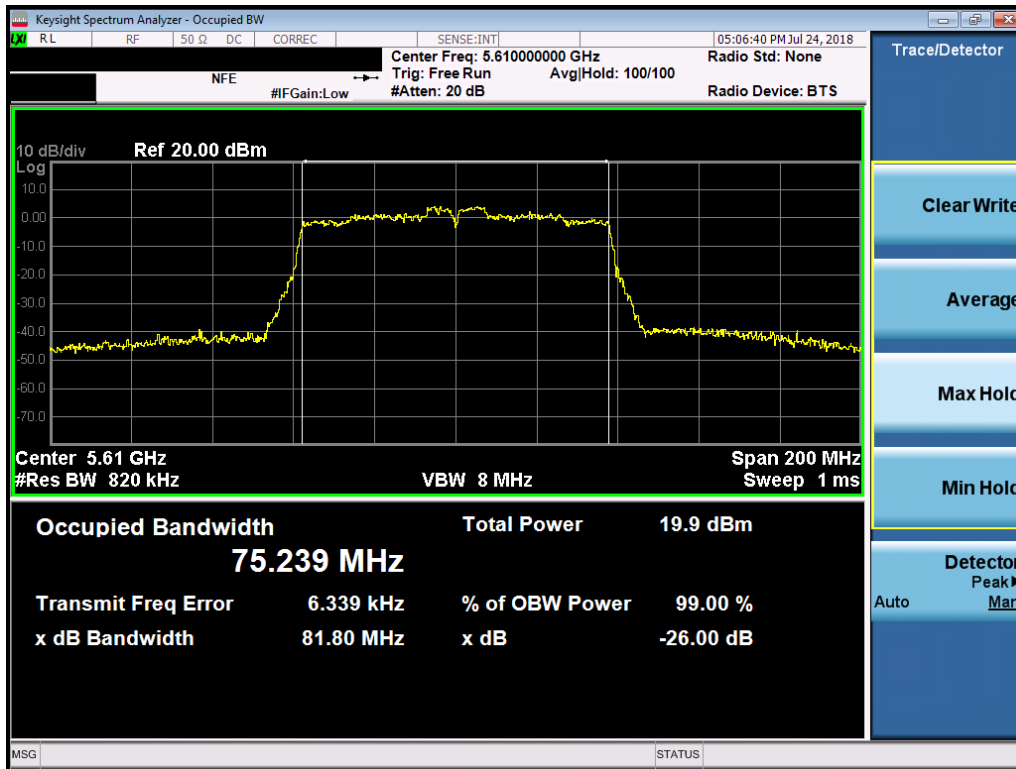


Plot 7-27. 26dB Bandwidth Plot SISO ANT1 (40MHz BW 802.11n (UNII Band 2C) – Ch. 142)

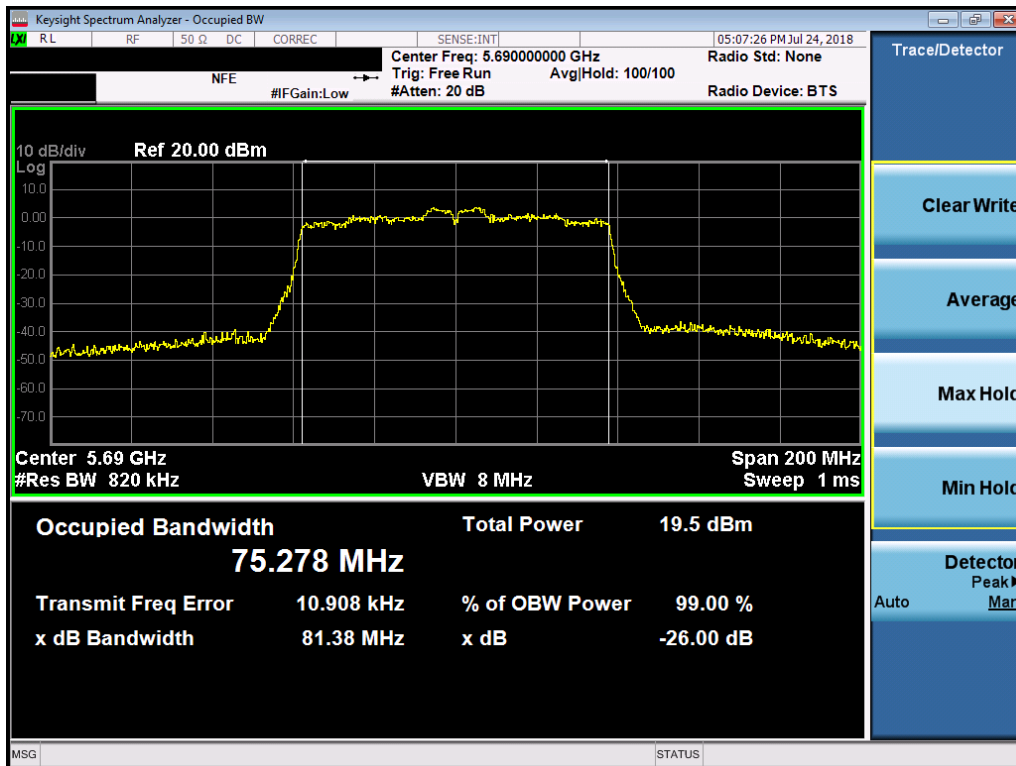


Plot 7-28. 26dB Bandwidth Plot SISO ANT1 (80MHz BW 802.11ac (UNII Band 2C) – Ch. 106)

FCC ID: ZNFQ910QM		MEASUREMENT REPORT (CERTIFICATION)		Approved by: Quality Manager
Test Report S/N: 1M1806290137-06-R2.ZNF	Test Dates: 6/29 - 7/31/2018	EUT Type: Portable Handset		Page 29 of 169



Plot 7-29. 26dB Bandwidth Plot SISO ANT1 (80MHz BW 802.11ac (UNII Band 2C) – Ch. 122)



Plot 7-30. 26dB Bandwidth Plot SISO ANT1 (80MHz BW 802.11ac (UNII Band 2C) – Ch. 138)

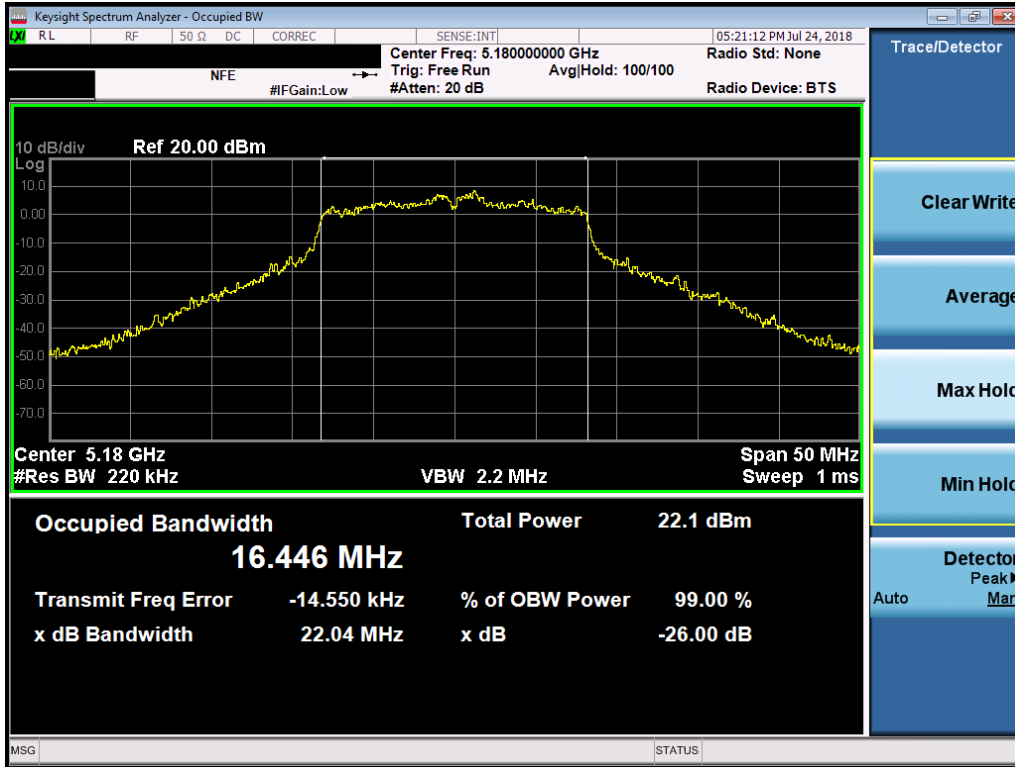
FCC ID: ZNFQ910QM		MEASUREMENT REPORT (CERTIFICATION)		Approved by: Quality Manager
Test Report S/N: 1M1806290137-06-R2.ZNF	Test Dates: 6/29 - 7/31/2018	EUT Type: Portable Handset		Page 30 of 169

SISO Antenna-2 26dB Bandwidth Measurements

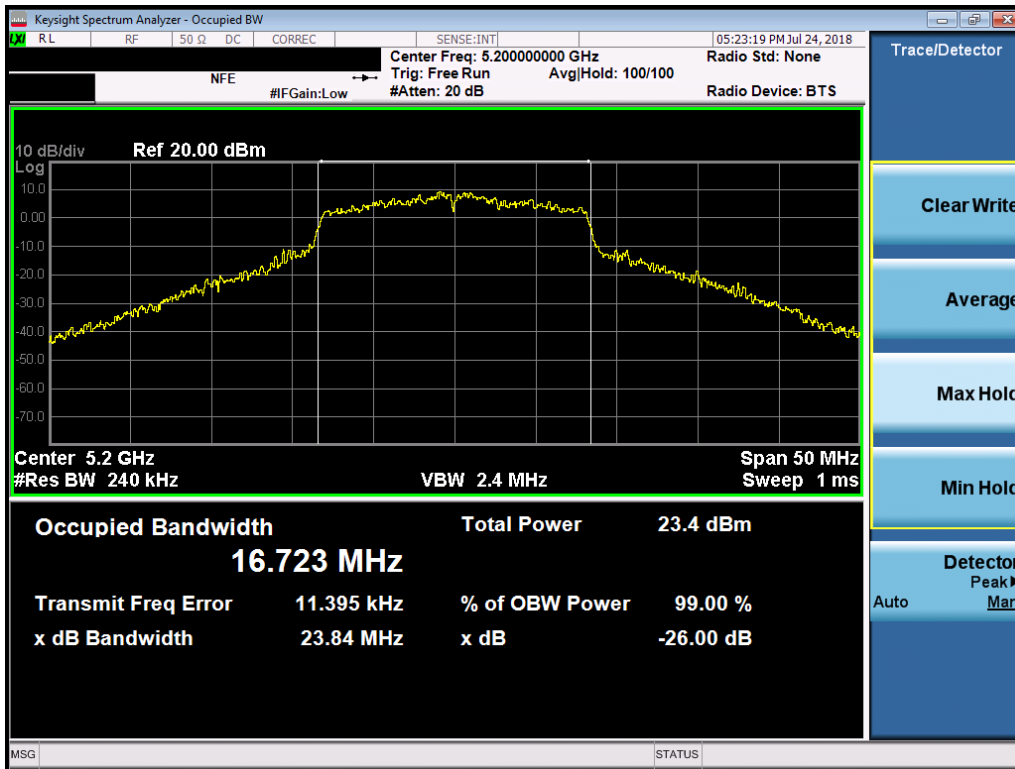
	Frequency [MHz]	Channel No.	802.11 Mode	Data Rate [Mbps]	Measured 26dB Bandwidth [MHz]
Band 1	5180	36	a	6	22.04
	5200	40	a	6	23.84
	5240	48	a	6	22.91
	5180	36	n (20MHz)	6.5/7.2 (MCS0)	20.83
	5200	40	n (20MHz)	6.5/7.2 (MCS0)	24.21
	5240	48	n (20MHz)	6.5/7.2 (MCS0)	21.84
	5190	38	n (40MHz)	13.5/15 (MCS0)	39.93
	5230	46	n (40MHz)	13.5/15 (MCS0)	39.78
	5210	42	ac (80MHz)	29.3/32.5 (MCS0)	82.25
Band 2A	5260	52	a	6	21.90
	5280	56	a	6	26.52
	5320	64	a	6	22.61
	5260	52	n (20MHz)	6.5/7.2 (MCS0)	22.47
	5280	56	n (20MHz)	6.5/7.2 (MCS0)	27.92
	5320	64	n (20MHz)	6.5/7.2 (MCS0)	22.60
	5270	54	n (40MHz)	13.5/15 (MCS0)	39.76
	5310	62	n (40MHz)	13.5/15 (MCS0)	40.07
	5290	58	ac (80MHz)	29.3/32.5 (MCS0)	80.63
Band 2C	5500	100	a	6	21.06
	5600	120	a	6	22.84
	5720	144	a	6	24.25
	5500	100	n (20MHz)	6.5/7.2 (MCS0)	20.31
	5600	120	n (20MHz)	6.5/7.2 (MCS0)	22.03
	5720	144	n (20MHz)	6.5/7.2 (MCS0)	23.84
	5510	102	n (40MHz)	13.5/15 (MCS0)	39.75
	5590	118	n (40MHz)	13.5/15 (MCS0)	40.16
	5710	142	n (40MHz)	13.5/15 (MCS0)	39.70
	5530	106	ac (80MHz)	29.3/32.5 (MCS0)	81.18
	5610	122	ac (80MHz)	29.3/32.5 (MCS0)	81.17
	5690	138	ac (80MHz)	29.3/32.5 (MCS0)	80.88

Table 7-3. Conducted Bandwidth Measurements SISO ANT2

FCC ID: ZNFQ910QM	 MEASUREMENT REPORT (CERTIFICATION) 		Approved by: Quality Manager
Test Report S/N: 1M1806290137-06-R2.ZNF	Test Dates: 6/29 - 7/31/2018	EUT Type: Portable Handset	Page 31 of 169

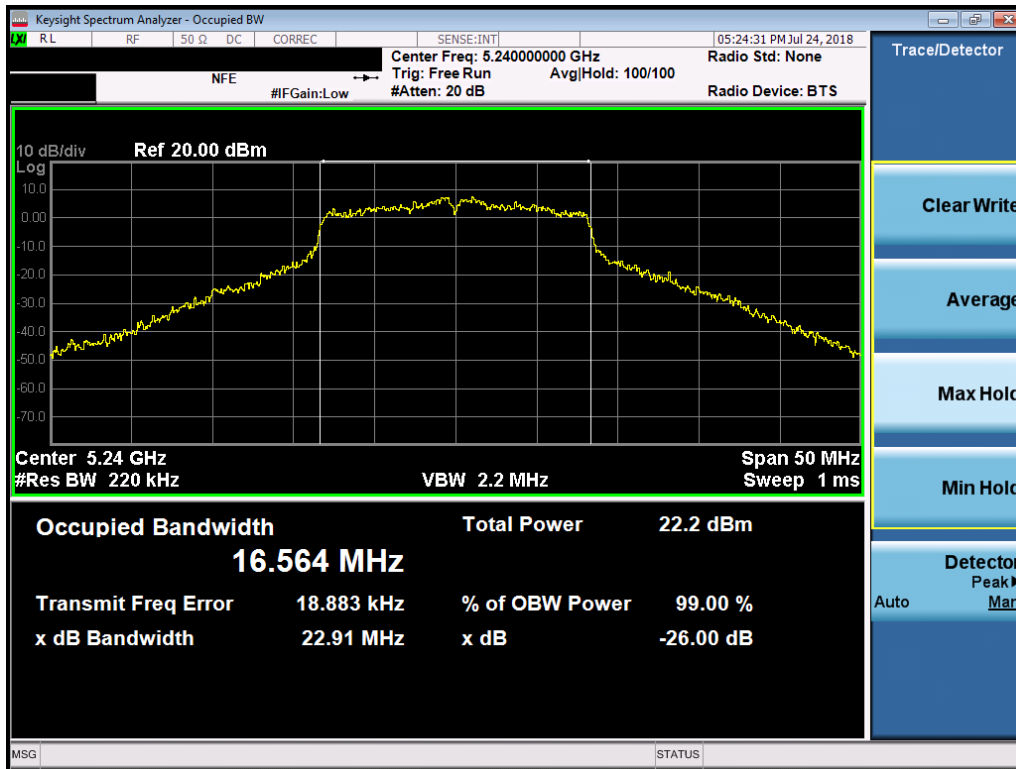


Plot 7-31. 26dB Bandwidth Plot SISO ANT2 (802.11a (UNII Band 1) – Ch. 36)



Plot 7-32. 26dB Bandwidth Plot SISO ANT2 (802.11a (UNII Band 1) – Ch. 40)

FCC ID: ZNFQ910QM	PCTEST ENGINEERING LABORATORY, INC.	MEASUREMENT REPORT (CERTIFICATION)	LG	Approved by: Quality Manager
Test Report S/N: 1M1806290137-06-R2.ZNF	Test Dates: 6/29 - 7/31/2018	EUT Type: Portable Handset		Page 32 of 169

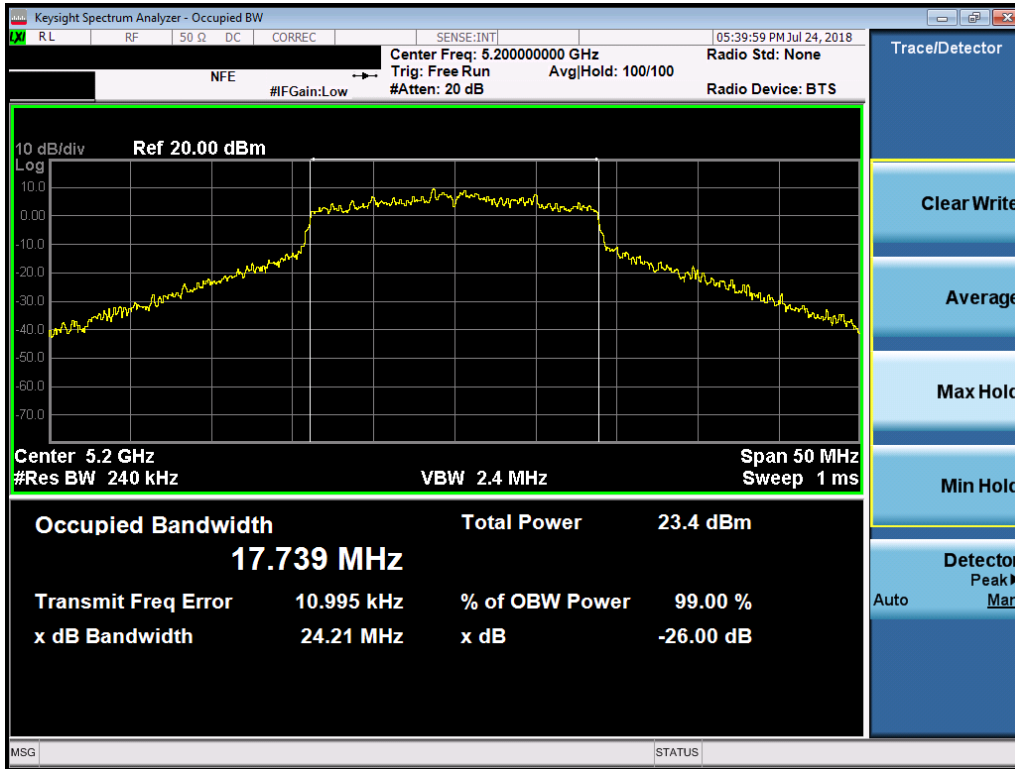


Plot 7-33. 26dB Bandwidth Plot SISO ANT2 (802.11a (UNII Band 1) – Ch. 48)

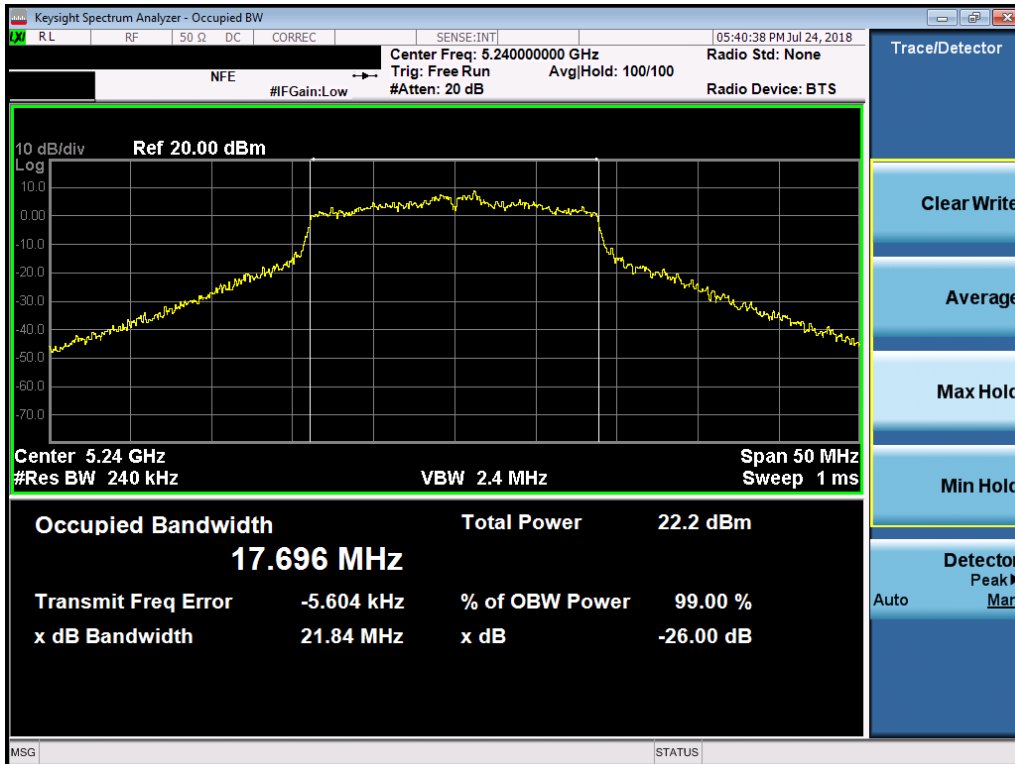


Plot 7-34. 26dB Bandwidth Plot SISO ANT2 (20MHz BW 802.11n (UNII Band 1) – Ch. 36)

FCC ID: ZNFQ910QM		MEASUREMENT REPORT (CERTIFICATION)		Approved by: Quality Manager
Test Report S/N: 1M1806290137-06-R2.ZNF	Test Dates: 6/29 - 7/31/2018	EUT Type: Portable Handset		Page 33 of 169

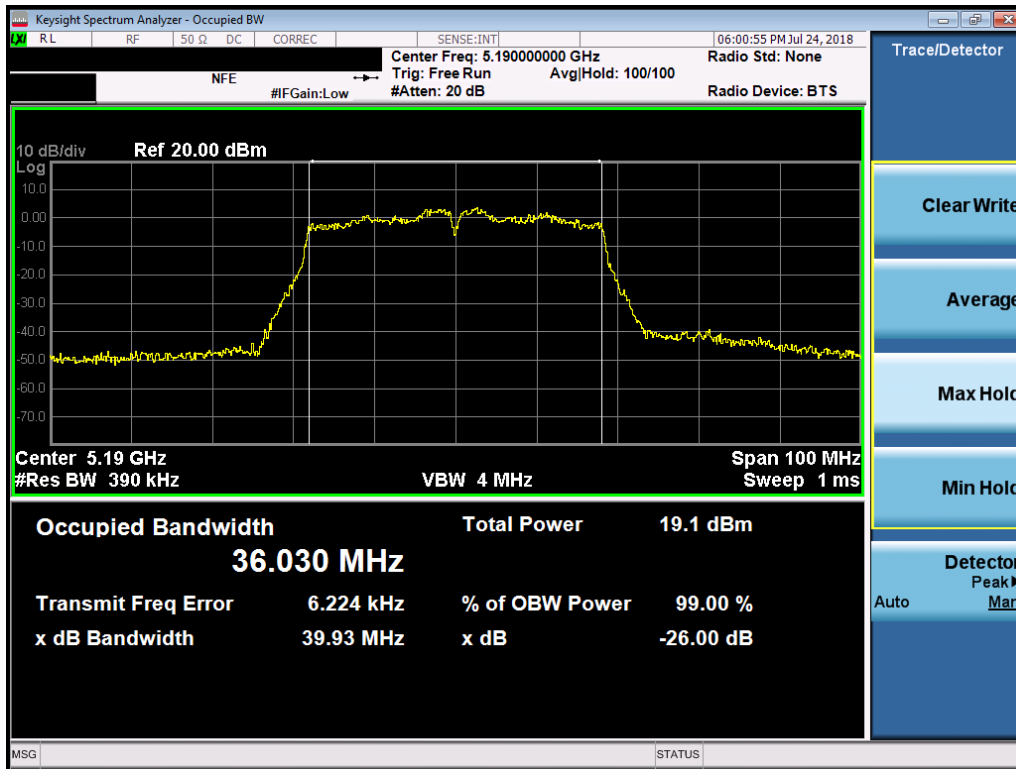


Plot 7-35. 26dB Bandwidth Plot SISO ANT2 (20MHz BW 802.11n (UNII Band 1) – Ch. 40)

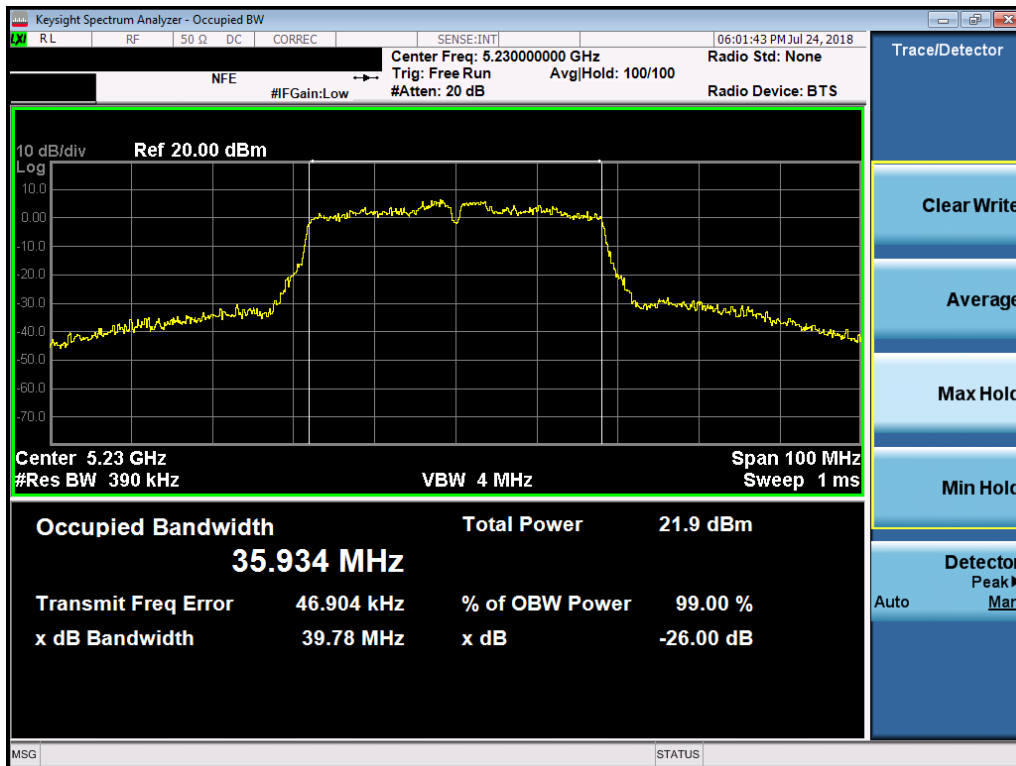


Plot 7-36. 26dB Bandwidth Plot SISO ANT2 (20MHz BW 802.11n (UNII Band 1) – Ch. 48)

FCC ID: ZNFQ910QM		MEASUREMENT REPORT (CERTIFICATION)		Approved by: Quality Manager
Test Report S/N: 1M1806290137-06-R2.ZNF	Test Dates: 6/29 - 7/31/2018	EUT Type: Portable Handset		Page 34 of 169

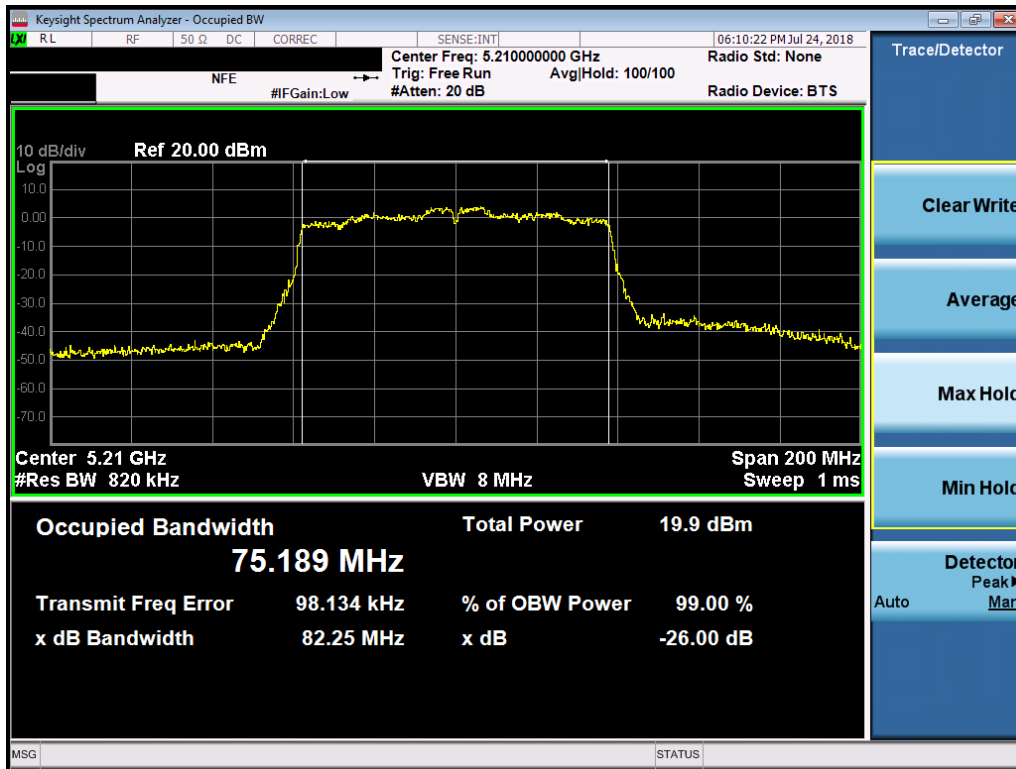


Plot 7-37. 26dB Bandwidth Plot SISO ANT2 (40MHz BW 802.11n (UNII Band 1) – Ch. 38)

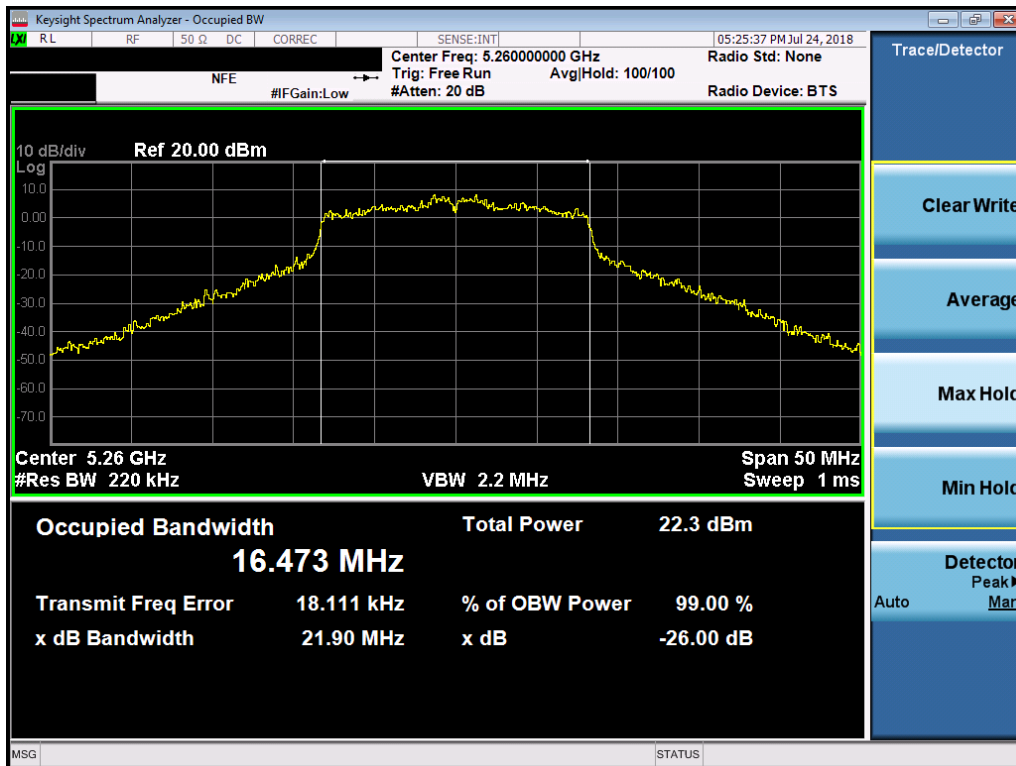


Plot 7-38. 26dB Bandwidth Plot SISO ANT2 (40MHz BW 802.11n (UNII Band 1) – Ch. 46)

FCC ID: ZNFQ910QM		MEASUREMENT REPORT (CERTIFICATION)		Approved by: Quality Manager
Test Report S/N: 1M1806290137-06-R2.ZNF	Test Dates: 6/29 - 7/31/2018	EUT Type: Portable Handset		Page 35 of 169



Plot 7-39. 26dB Bandwidth Plot SISO ANT2 (80MHz BW 802.11ac (UNII Band 1) – Ch. 42)

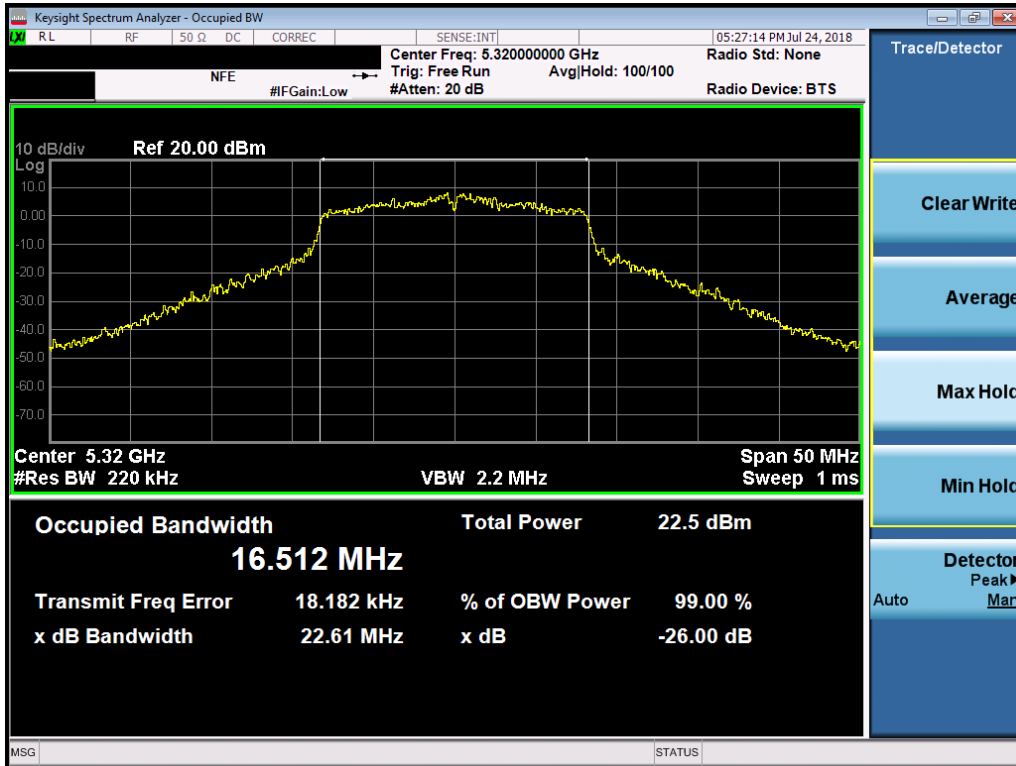


Plot 7-40. 26dB Bandwidth Plot SISO ANT2 (802.11a (UNII Band 2A) – Ch. 52)

FCC ID: ZNFQ910QM		MEASUREMENT REPORT (CERTIFICATION)		Approved by: Quality Manager
Test Report S/N: 1M1806290137-06-R2.ZNF	Test Dates: 6/29 - 7/31/2018	EUT Type: Portable Handset		Page 36 of 169

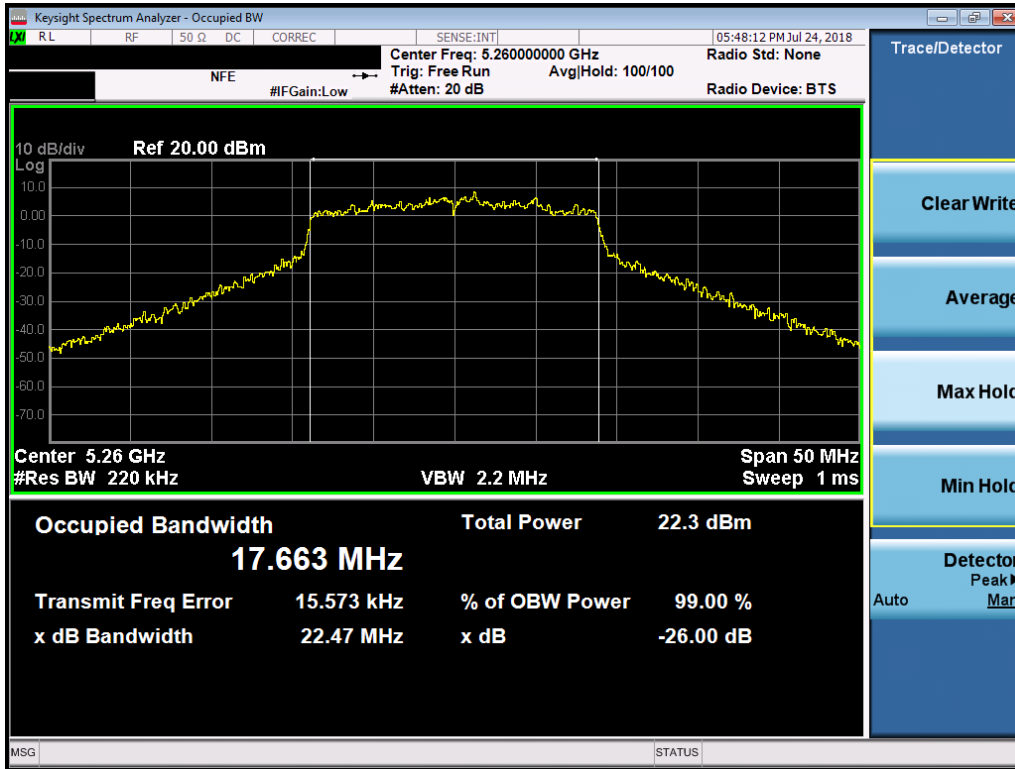


Plot 7-41. 26dB Bandwidth Plot SISO ANT2 (802.11a (UNII Band 2A) – Ch. 56)

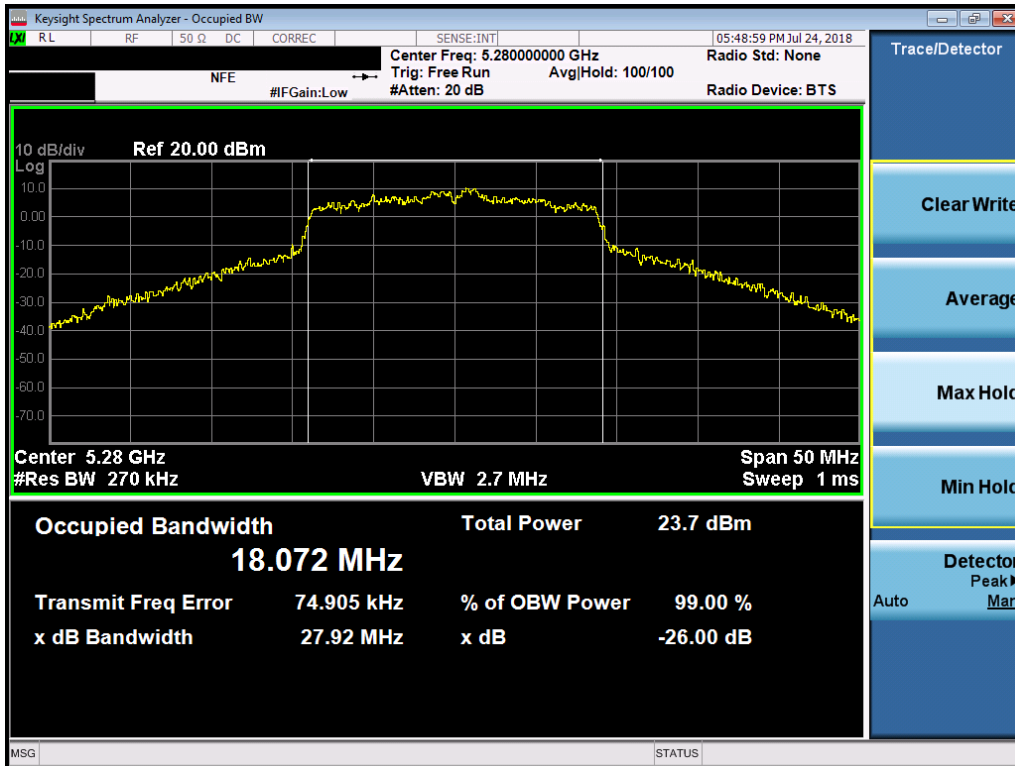


Plot 7-42. 26dB Bandwidth Plot SISO ANT2 (802.11a (UNII Band 2A) – Ch. 64)

FCC ID: ZNFQ910QM		MEASUREMENT REPORT (CERTIFICATION)		Approved by: Quality Manager
Test Report S/N: 1M1806290137-06-R2.ZNF	Test Dates: 6/29 - 7/31/2018	EUT Type: Portable Handset		Page 37 of 169

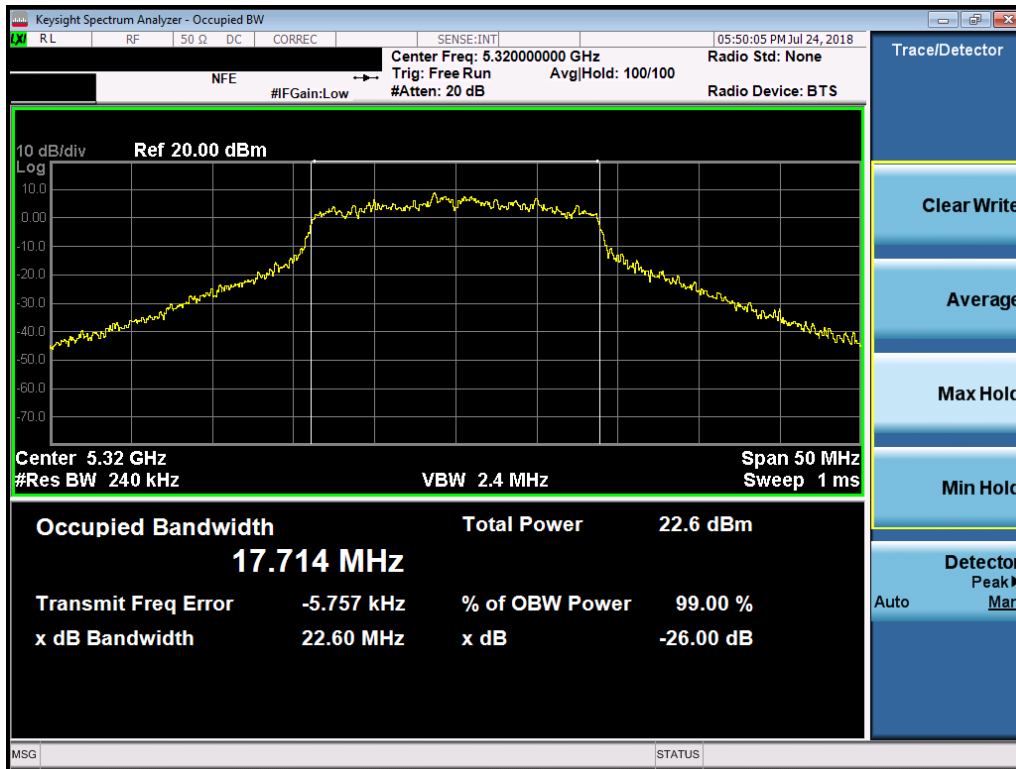


Plot 7-43. 26dB Bandwidth Plot SISO ANT2 (20MHz BW 802.11n (UNII Band 2A) – Ch. 52)

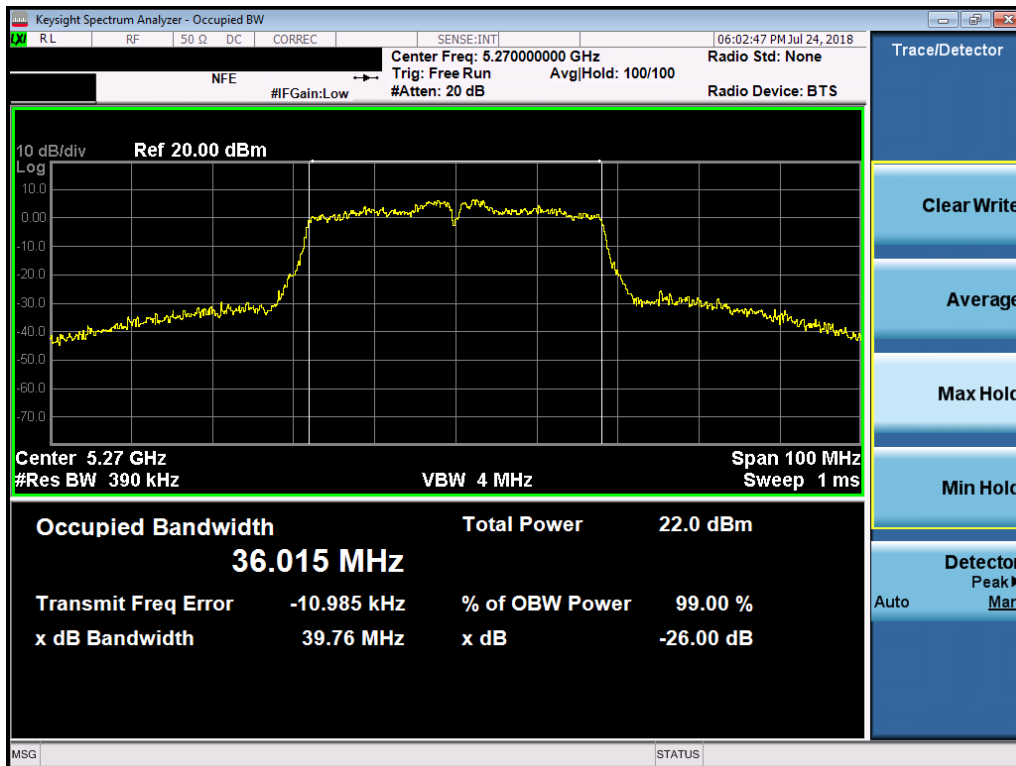


Plot 7-44. 26dB Bandwidth Plot SISO ANT2 (20MHz BW 802.11n (UNII Band 2A) – Ch. 56)

FCC ID: ZNFQ910QM		MEASUREMENT REPORT (CERTIFICATION)		Approved by: Quality Manager
Test Report S/N: 1M1806290137-06-R2.ZNF	Test Dates: 6/29 - 7/31/2018	EUT Type: Portable Handset		Page 38 of 169

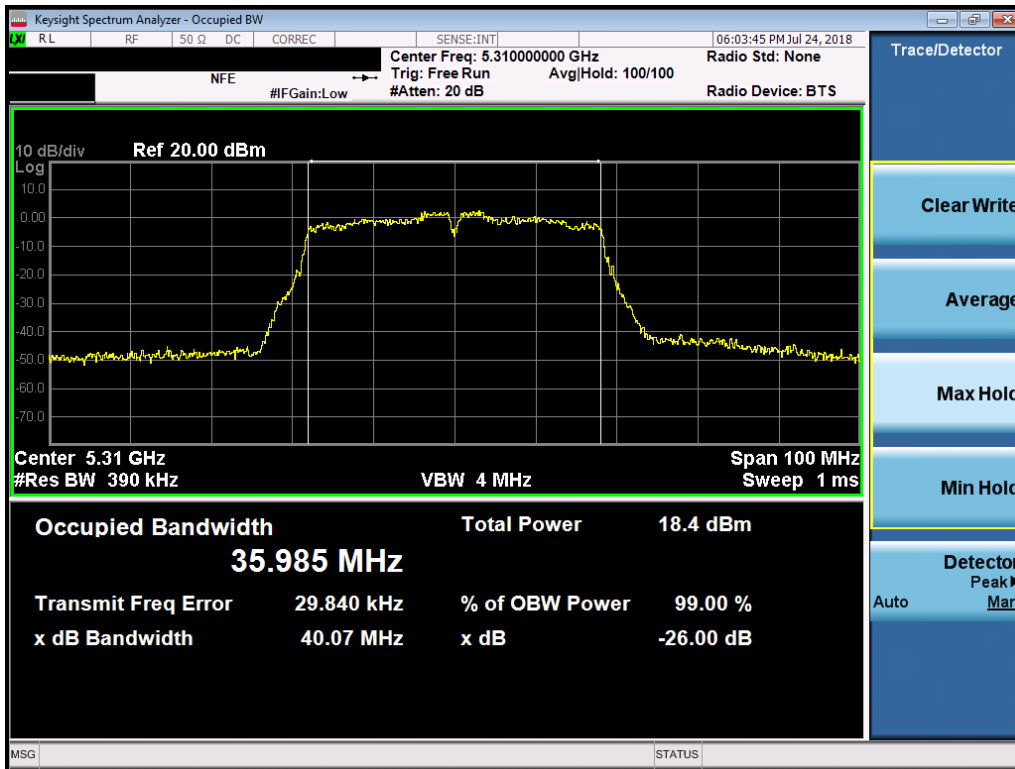


Plot 7-45. 26dB Bandwidth Plot SISO ANT2 (20MHz BW 802.11n (UNII Band 2A) – Ch. 64)

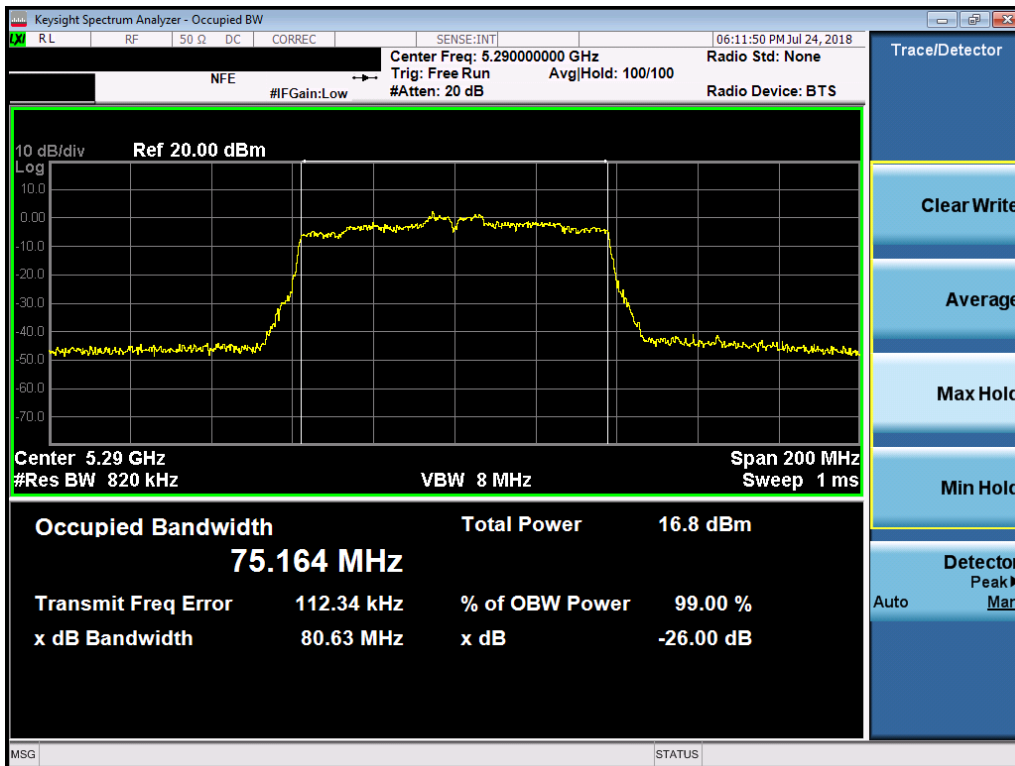


Plot 7-46. 26dB Bandwidth Plot SISO ANT2 (40MHz BW 802.11n (UNII Band 2A) – Ch. 54)

FCC ID: ZNFQ910QM		MEASUREMENT REPORT (CERTIFICATION)		Approved by: Quality Manager
Test Report S/N: 1M1806290137-06-R2.ZNF	Test Dates: 6/29 - 7/31/2018	EUT Type: Portable Handset		Page 39 of 169

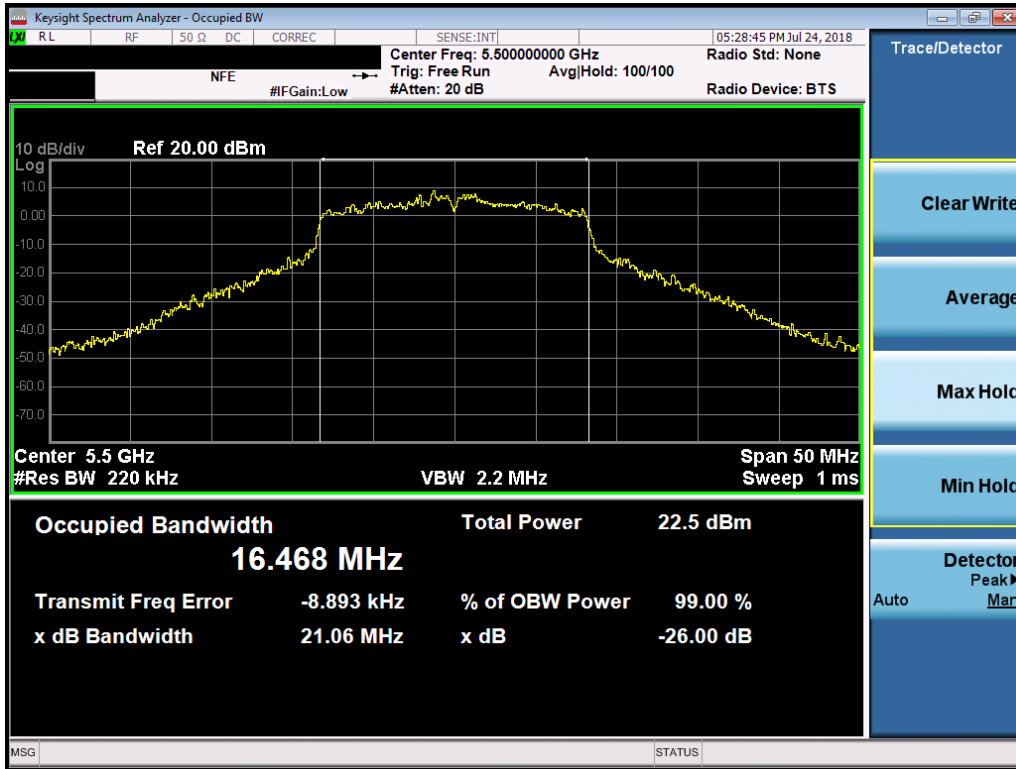


Plot 7-47. 26dB Bandwidth Plot SISO ANT2 (40MHz BW 802.11n (UNII Band 2A) – Ch. 62)



Plot 7-48. 26dB Bandwidth Plot SISO ANT2 (80MHz BW 802.11ac (UNII Band 2A) – Ch. 58)

FCC ID: ZNFQ910QM		MEASUREMENT REPORT (CERTIFICATION)		Approved by: Quality Manager
Test Report S/N: 1M1806290137-06-R2.ZNF	Test Dates: 6/29 - 7/31/2018	EUT Type: Portable Handset		Page 40 of 169

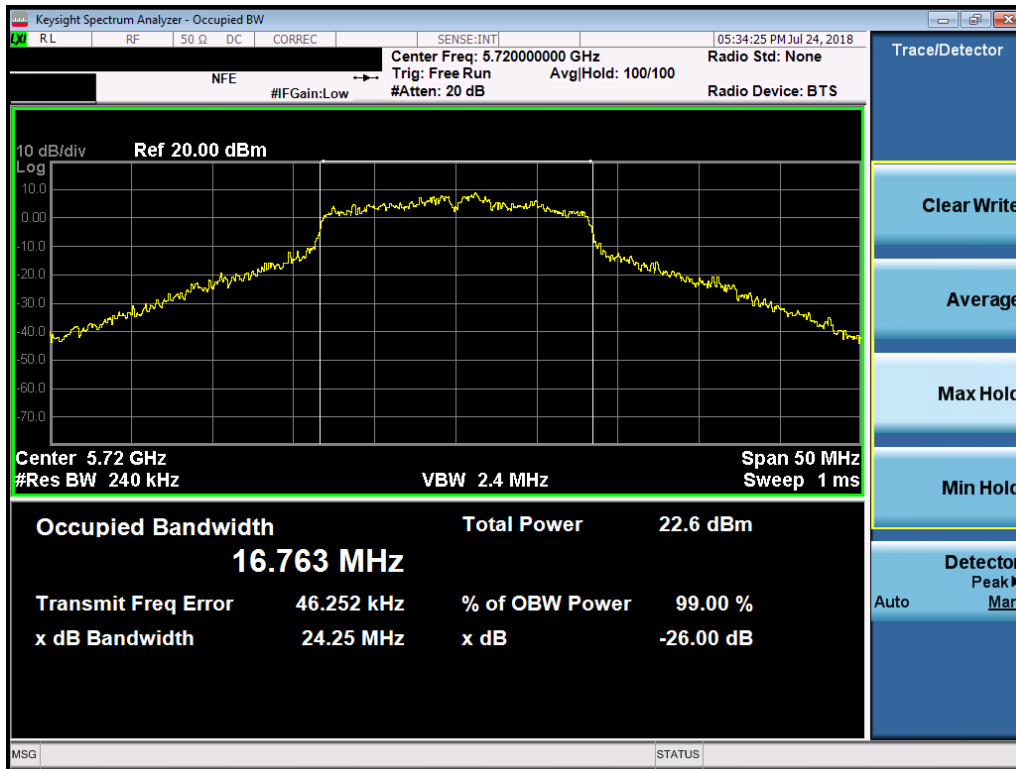


Plot 7-49. 26dB Bandwidth Plot SISO ANT2 (802.11a (UNII Band 2C) – Ch. 100)

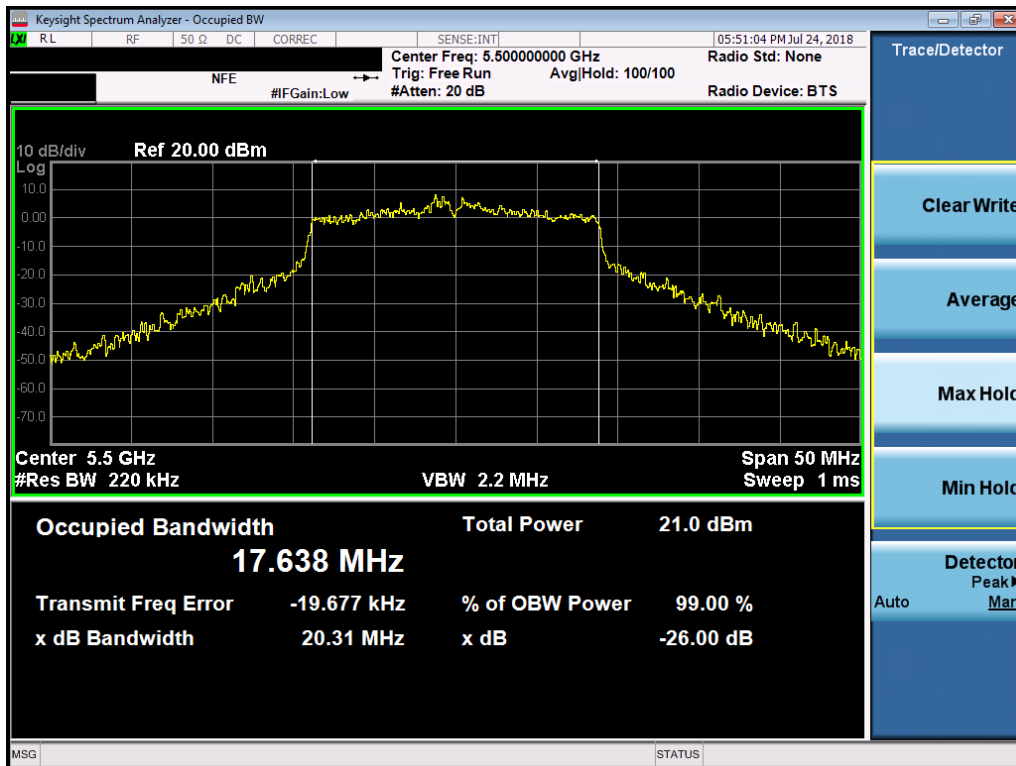


Plot 7-50. 26dB Bandwidth Plot SISO ANT2 (802.11a (UNII Band 2C) – Ch. 120)

FCC ID: ZNFQ910QM		MEASUREMENT REPORT (CERTIFICATION)		Approved by: Quality Manager
Test Report S/N: 1M1806290137-06-R2.ZNF	Test Dates: 6/29 - 7/31/2018	EUT Type: Portable Handset		Page 41 of 169

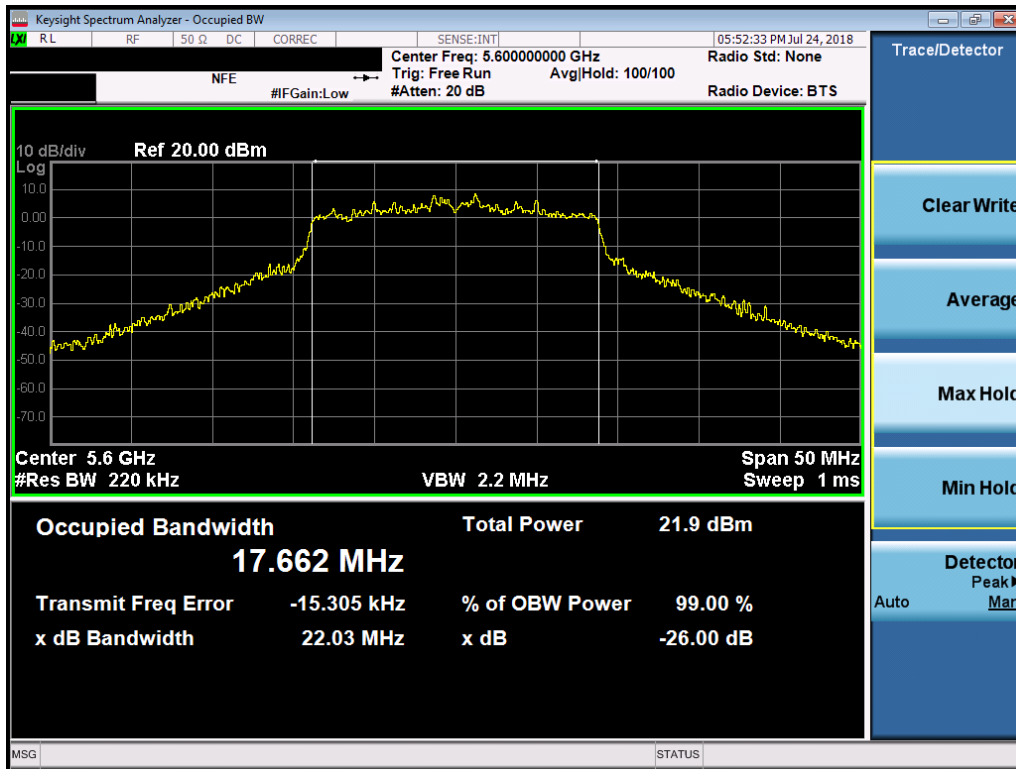


Plot 7-51. 26dB Bandwidth Plot SISO ANT2 (802.11a (UNII Band 2C) – Ch. 144)

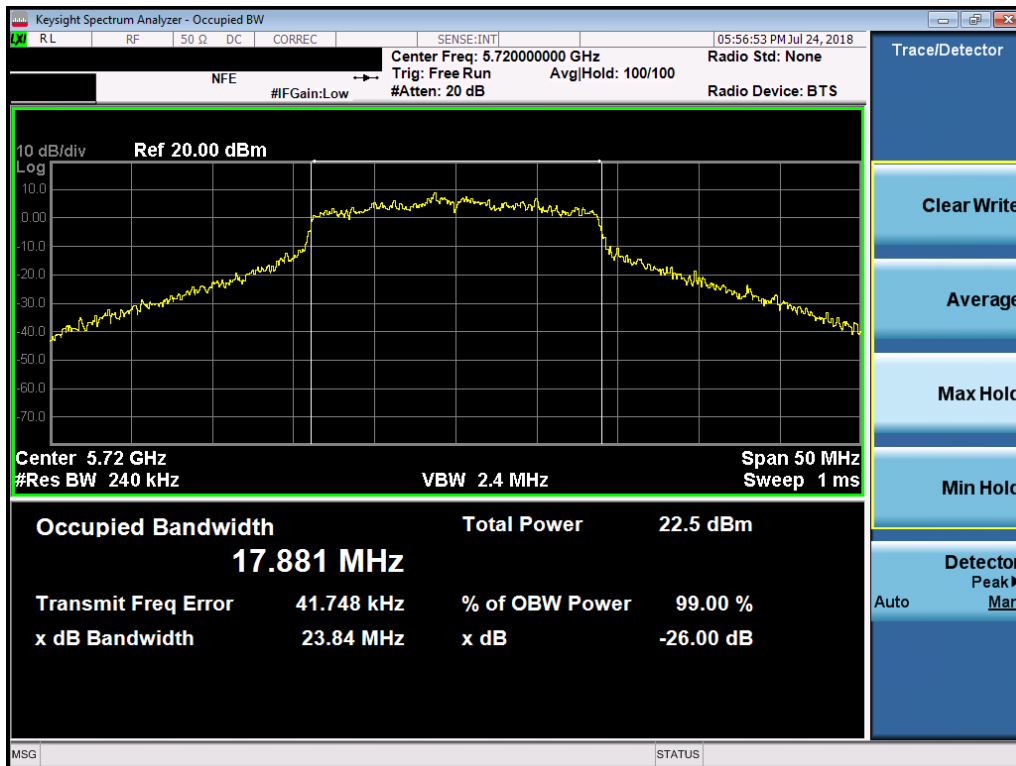


Plot 7-52. 26dB Bandwidth Plot SISO ANT2 (20MHz BW 802.11n (UNII Band 2C) – Ch. 100)

FCC ID: ZNFQ910QM		MEASUREMENT REPORT (CERTIFICATION)		Approved by: Quality Manager
Test Report S/N: 1M1806290137-06-R2.ZNF	Test Dates: 6/29 - 7/31/2018	EUT Type: Portable Handset		Page 42 of 169

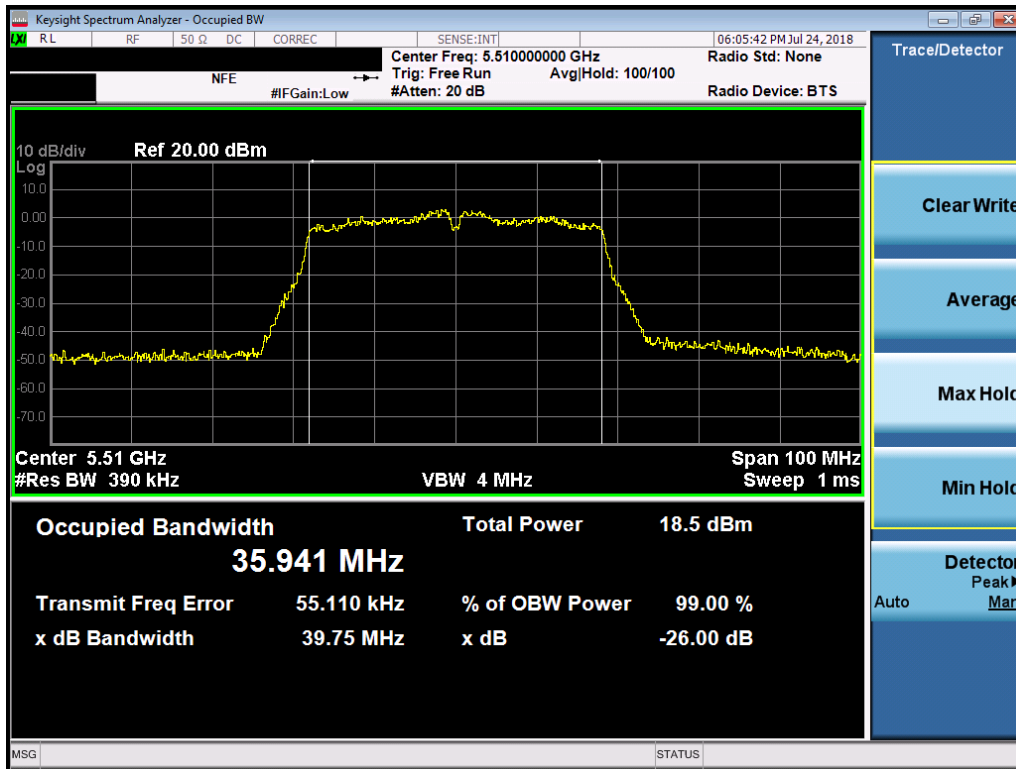


Plot 7-53. 26dB Bandwidth Plot SISO ANT2 (20MHz BW 802.11n (UNII Band 2C) – Ch. 120)

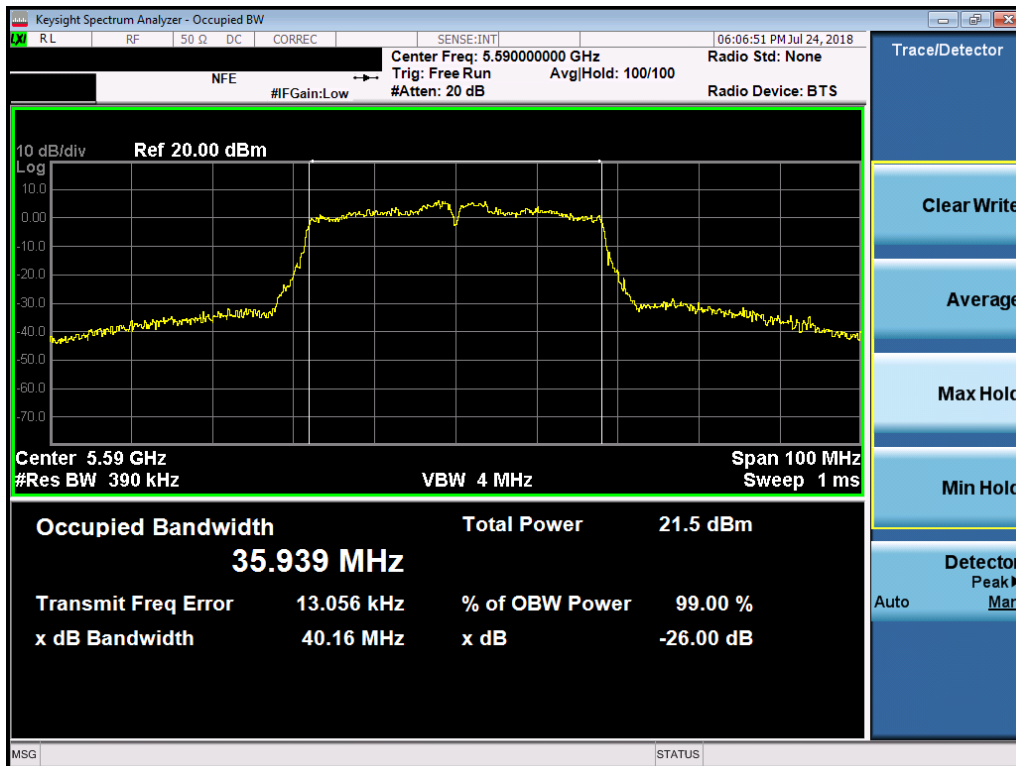


Plot 7-54. 26dB Bandwidth Plot SISO ANT2 (20MHz BW 802.11n (UNII Band 2C) – Ch. 144)

FCC ID: ZNFQ910QM		MEASUREMENT REPORT (CERTIFICATION)		Approved by: Quality Manager
Test Report S/N: 1M1806290137-06-R2.ZNF	Test Dates: 6/29 - 7/31/2018	EUT Type: Portable Handset		Page 43 of 169

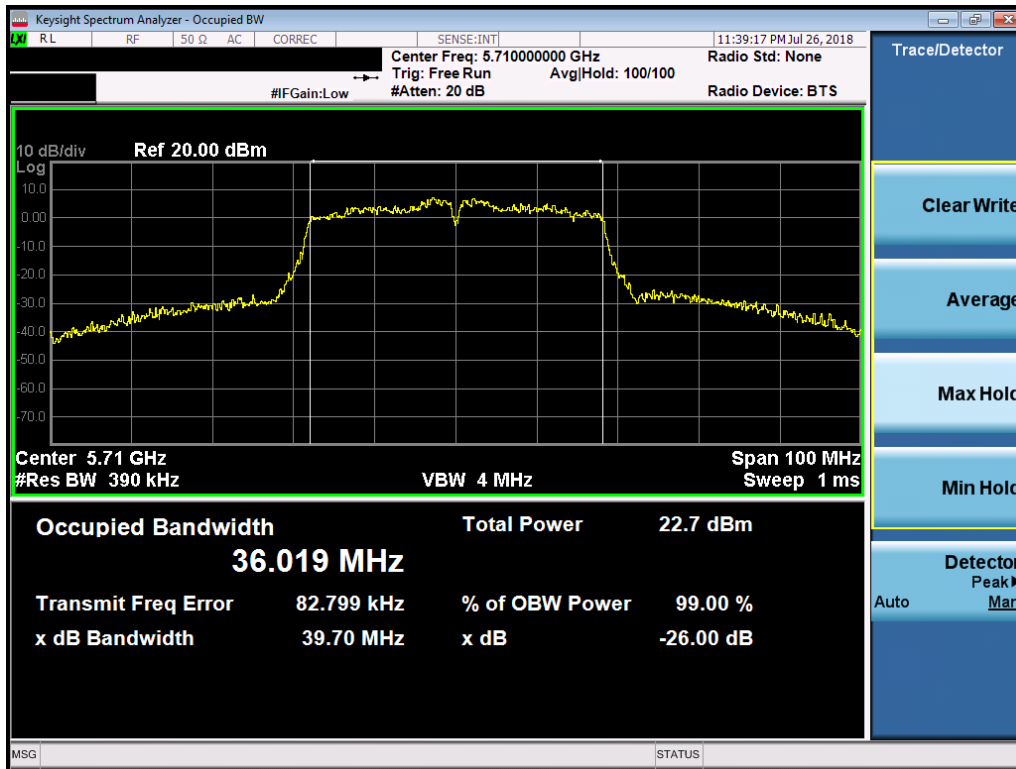


Plot 7-55. 26dB Bandwidth Plot SISO ANT2 (40MHz BW 802.11n (UNII Band 2C) – Ch. 102)

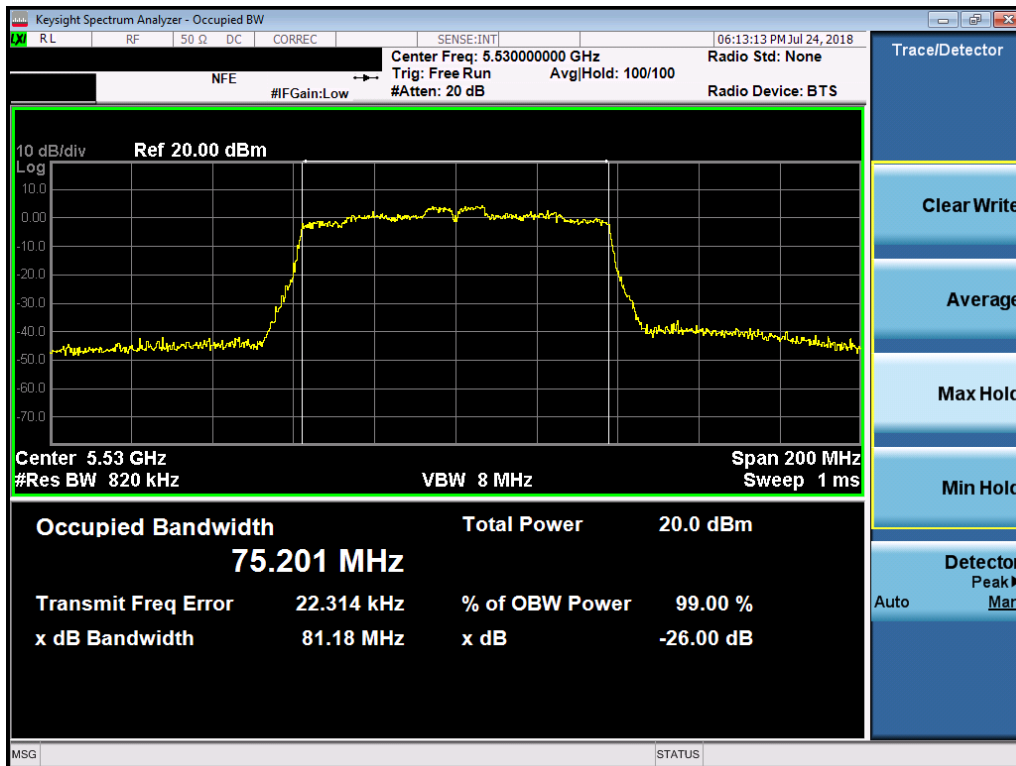


Plot 7-56. 26dB Bandwidth Plot SISO ANT2 (40MHz BW 802.11n (UNII Band 2C) – Ch. 118)

FCC ID: ZNFQ910QM		MEASUREMENT REPORT (CERTIFICATION)		Approved by: Quality Manager
Test Report S/N: 1M1806290137-06-R2.ZNF	Test Dates: 6/29 - 7/31/2018	EUT Type: Portable Handset		Page 44 of 169

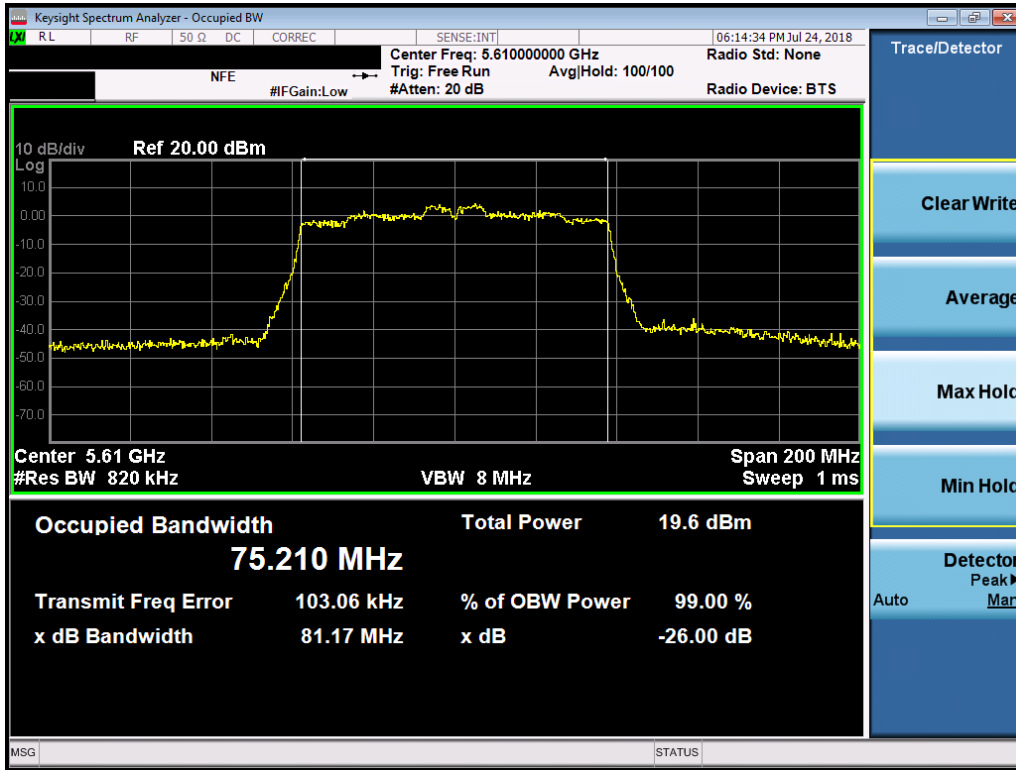


Plot 7-57. 26dB Bandwidth Plot SISO ANT2 (40MHz BW 802.11n (UNII Band 2C) – Ch. 142)

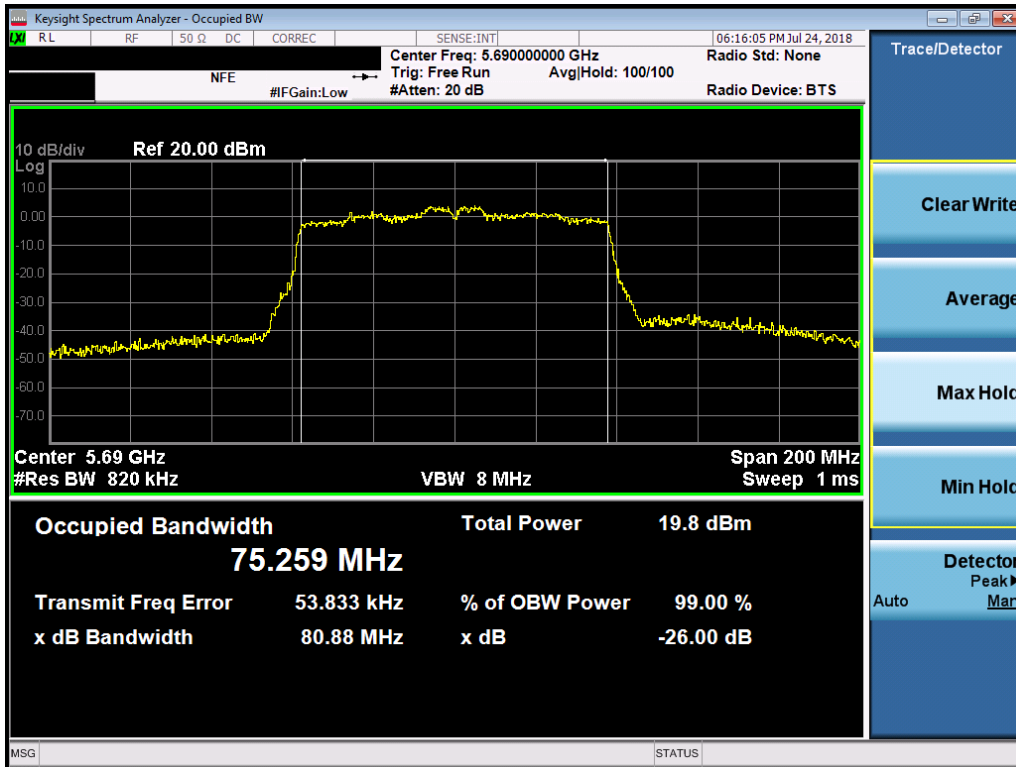


Plot 7-58. 26dB Bandwidth Plot SISO ANT2 (80MHz BW 802.11ac (UNII Band 2C) – Ch. 106)

FCC ID: ZNFQ910QM		MEASUREMENT REPORT (CERTIFICATION)		Approved by: Quality Manager
Test Report S/N: 1M1806290137-06-R2.ZNF	Test Dates: 6/29 - 7/31/2018	EUT Type: Portable Handset		Page 45 of 169



Plot 7-59. 26dB Bandwidth Plot SISO ANT2 (80MHz BW 802.11ac (UNII Band 2C) – Ch. 122)



Plot 7-60. 26dB Bandwidth Plot SISO ANT2 (80MHz BW 802.11ac (UNII Band 2C) – Ch. 138)

FCC ID: ZNFQ910QM		MEASUREMENT REPORT (CERTIFICATION)		Approved by: Quality Manager
Test Report S/N: 1M1806290137-06-R2-ZNF	Test Dates: 6/29 - 7/31/2018	EUT Type: Portable Handset		Page 46 of 169

7.3 6dB Bandwidth Measurement – 802.11a/n/ac §15.407 (e); RSS-Gen [6.2]

Test Overview and Limit

The bandwidth at 6dB down from the highest in-band spectral density is measured with a spectrum analyzer connected to the antenna terminal while the EUT is operating at its maximum duty cycle, at its maximum power control level, as defined in ANSI C63.10-2013 and KDB 789033 D02 v02r01, and at the appropriate frequencies. The spectrum analyzer's bandwidth measurement function is configured to measure the 6dB bandwidth.

In the 5.725 – 5.850GHz band, the 6dB bandwidth must be \geq 500 kHz.

Test Procedure Used

ANSI C63.10-2013 – Section 6.9.2
KDB 789033 D02 v02r01 – Section C

Test Settings

1. The signal analyzers' automatic bandwidth measurement capability was used to perform the 6dB bandwidth measurement. The "X" dB bandwidth parameter was set to $X = 6$. The automatic bandwidth measurement function also has the capability of simultaneously measuring the 99% occupied bandwidth. The bandwidth measurement was not influenced by any intermediate power nulls in the fundamental emission.
2. RBW = 100 kHz
3. VBW $\geq 3 \times$ RBW
4. Detector = Peak
5. Trace mode = max hold
6. Sweep = auto couple

Test Setup

The EUT and measurement equipment were set up as shown in the diagram below.



Figure 7-2. Test Instrument & Measurement Setup

Test Notes

None.

FCC ID: ZNFQ910QM		MEASUREMENT REPORT (CERTIFICATION)		Approved by: Quality Manager
Test Report S/N: 1M1806290137-06-R2.ZNF	Test Dates: 6/29 - 7/31/2018	EUT Type: Portable Handset		Page 47 of 169

SISO Antenna-1 6 dB Bandwidth Measurements

	Frequency [MHz]	Channel No.	802.11 Mode	Data Rate [Mbps]	Measured 6dB Bandwidth [MHz]
Band 3	5745	149	a	6	12.63
	5785	157	a	6	13.22
	5825	165	a	6	13.94
	5745	149	n (20MHz)	6.5/7.2 (MCS0)	12.65
	5785	157	n (20MHz)	6.5/7.2 (MCS0)	13.94
	5825	165	n (20MHz)	6.5/7.2 (MCS0)	12.65
	5755	151	n (40MHz)	13.5/15 (MCS0)	31.35
	5795	159	n (40MHz)	13.5/15 (MCS0)	30.09
	5775	155	ac (80MHz)	29.3/32.5 (MCS0)	71.30

Table 7-4. Conducted Bandwidth Measurements SISO ANT1

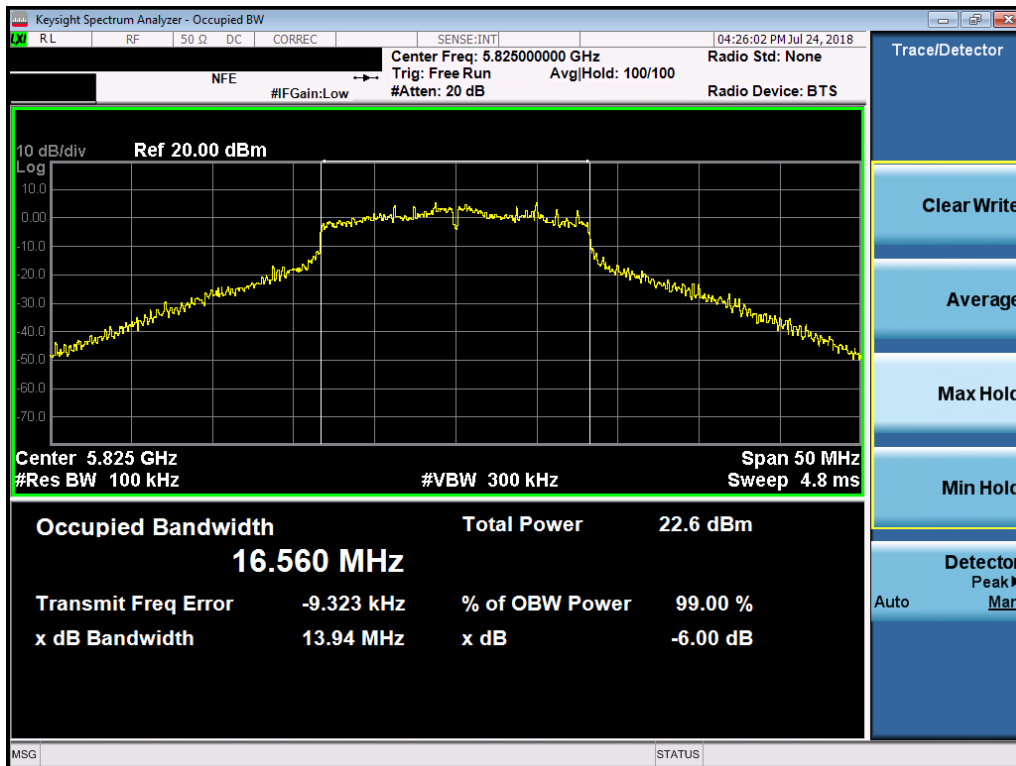


Plot 7-61. 6dB Bandwidth Plot SISO ANT1 (802.11a (UNII Band 3) – Ch. 149)

FCC ID: ZNFQ910QM		MEASUREMENT REPORT (CERTIFICATION)		Approved by: Quality Manager
Test Report S/N: 1M1806290137-06-R2.ZNF	Test Dates: 6/29 - 7/31/2018	EUT Type: Portable Handset		Page 48 of 169



Plot 7-62. 6dB Bandwidth Plot SISO ANT1 (802.11a (UNII Band 3) – Ch. 157)

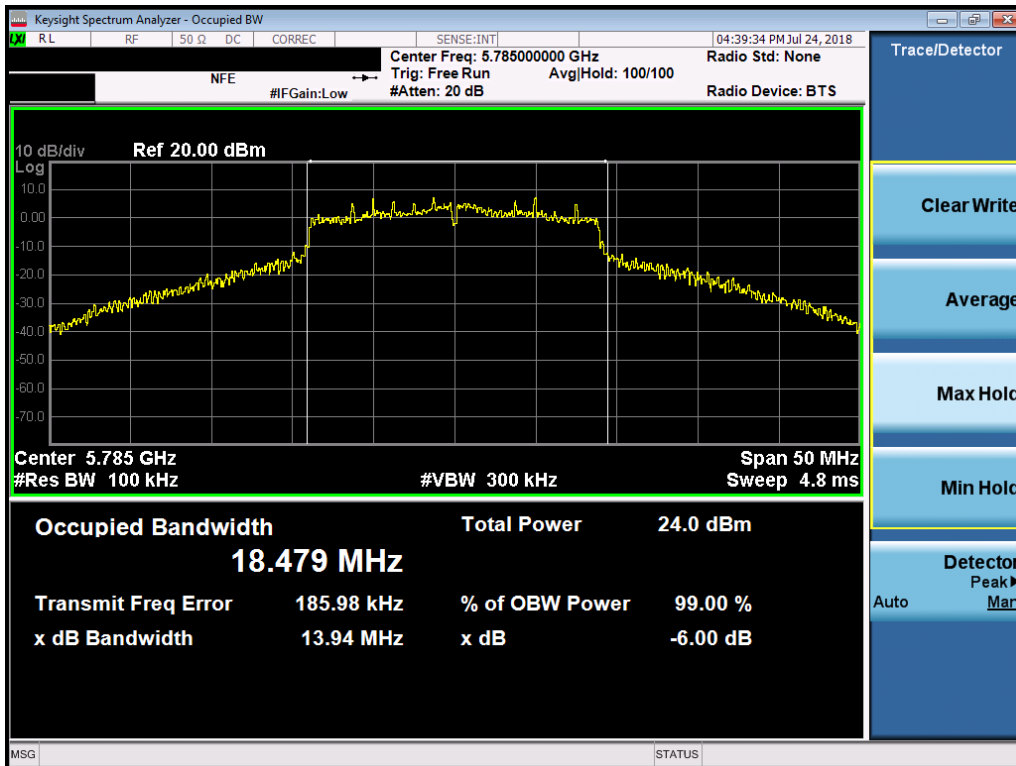


Plot 7-63. 6dB Bandwidth Plot SISO ANT1 (802.11a (UNII Band 3) – Ch. 165)

FCC ID: ZNFQ910QM		MEASUREMENT REPORT (CERTIFICATION)		Approved by: Quality Manager
Test Report S/N: 1M1806290137-06-R2.ZNF	Test Dates: 6/29 - 7/31/2018	EUT Type: Portable Handset		Page 49 of 169

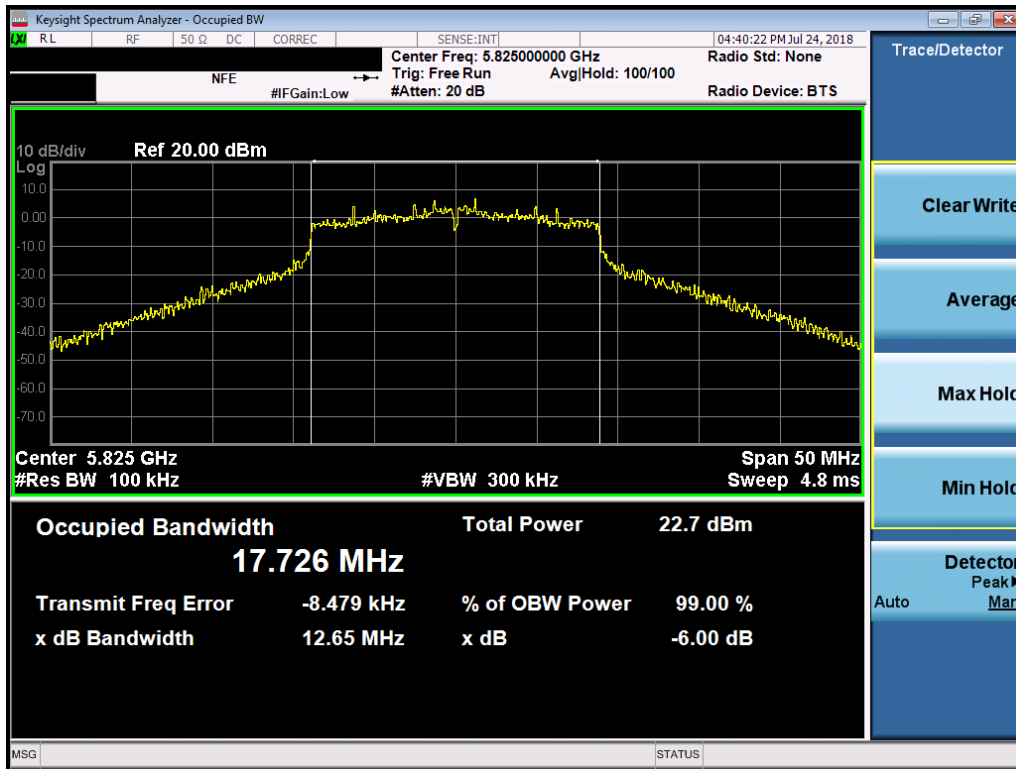


Plot 7-64. 6dB Bandwidth Plot SISO ANT1 (20MHz BW 802.11n (UNII Band 3) – Ch. 149)

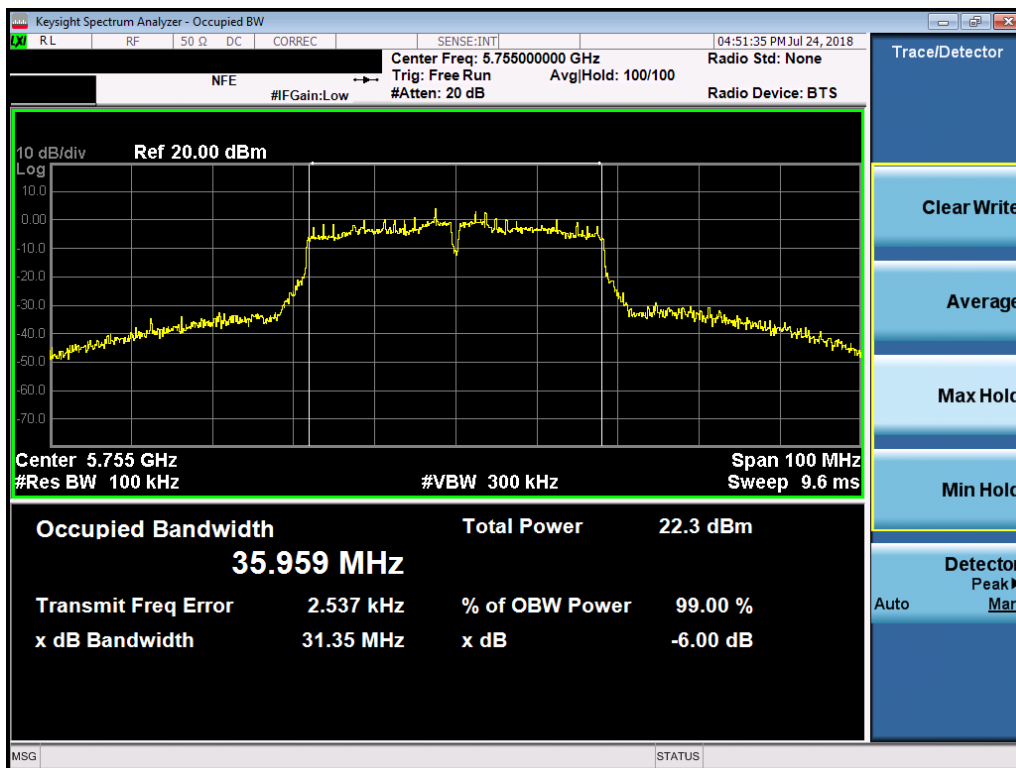


Plot 7-65. 6dB Bandwidth Plot SISO ANT1 (20MHz BW 802.11n (UNII Band 3) – Ch. 157)

FCC ID: ZNFQ910QM		MEASUREMENT REPORT (CERTIFICATION)		Approved by: Quality Manager
Test Report S/N: 1M1806290137-06-R2.ZNF	Test Dates: 6/29 - 7/31/2018	EUT Type: Portable Handset		Page 50 of 169

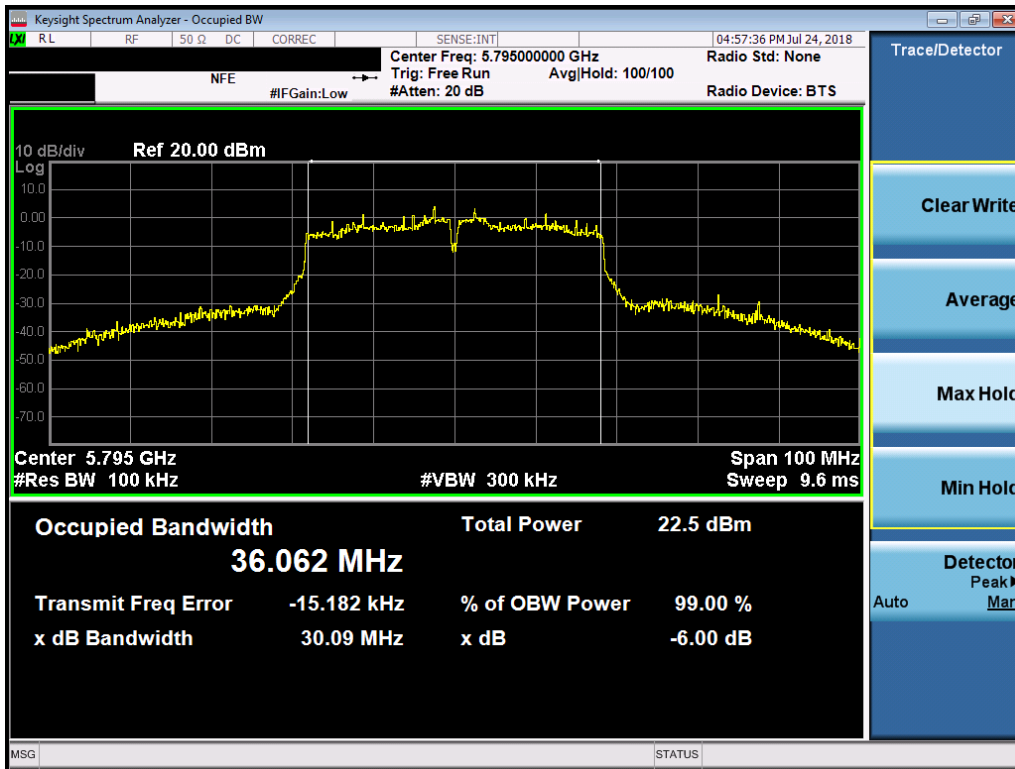


Plot 7-66. 6dB Bandwidth Plot SISO ANT1 (20MHz BW 802.11n (UNII Band 3) – Ch. 165)

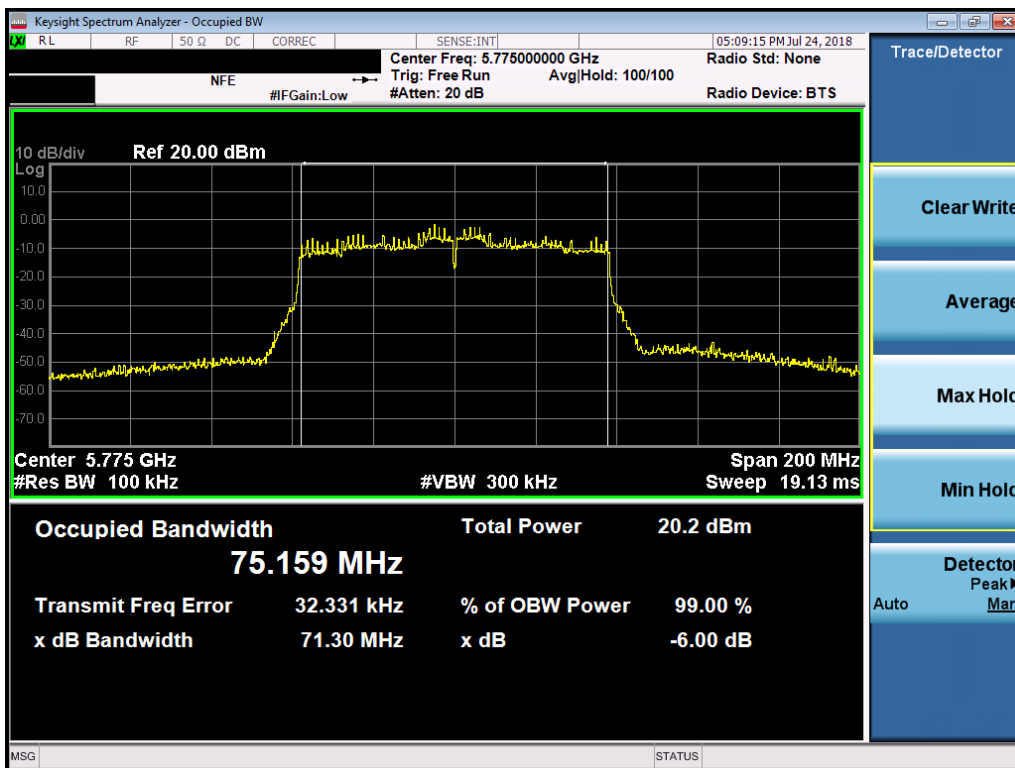


Plot 7-67. 6dB Bandwidth Plot SISO ANT1 (40MHz BW 802.11n (UNII Band 3) – Ch. 151)

FCC ID: ZNFQ910QM		MEASUREMENT REPORT (CERTIFICATION)		Approved by: Quality Manager
Test Report S/N: 1M1806290137-06-R2.ZNF	Test Dates: 6/29 - 7/31/2018	EUT Type: Portable Handset		Page 51 of 169



Plot 7-68. 6dB Bandwidth Plot SISO ANT1 (40MHz BW 802.11n (UNII Band 3) – Ch. 159)



Plot 7-69. 6dB Bandwidth Plot SISO ANT1 (80MHz BW 802.11ac (UNII Band 3) – Ch. 155)

FCC ID: ZNFQ910QM		MEASUREMENT REPORT (CERTIFICATION)		Approved by: Quality Manager
Test Report S/N: 1M1806290137-06-R2.ZNF	Test Dates: 6/29 - 7/31/2018	EUT Type: Portable Handset		Page 52 of 169

SISO Antenna-2 6dB Bandwidth Measurements

	Frequency [MHz]	Channel No.	802.11 Mode	Data Rate [Mbps]	Measured 6dB Bandwidth [MHz]
Band 3	5745	149	a	6	11.40
	5785	157	a	6	14.23
	5825	165	a	6	12.67
	5745	149	n (20MHz)	6.5/7.2 (MCS0)	12.66
	5785	157	n (20MHz)	6.5/7.2 (MCS0)	15.05
	5825	165	n (20MHz)	6.5/7.2 (MCS0)	11.34
	5755	151	n (40MHz)	13.5/15 (MCS0)	31.30
	5795	159	n (40MHz)	13.5/15 (MCS0)	33.89
	5775	155	ac (80MHz)	29.3/32.5 (MCS0)	70.10

Table 7-5. Conducted Bandwidth Measurements SISO ANT2



Plot 7-70. 6dB Bandwidth Plot SISO ANT2 (802.11a (UNII Band 3) – Ch. 149)

FCC ID: ZNFQ910QM		MEASUREMENT REPORT (CERTIFICATION)		Approved by: Quality Manager
Test Report S/N: 1M1806290137-06-R2.ZNF	Test Dates: 6/29 - 7/31/2018	EUT Type: Portable Handset		Page 53 of 169

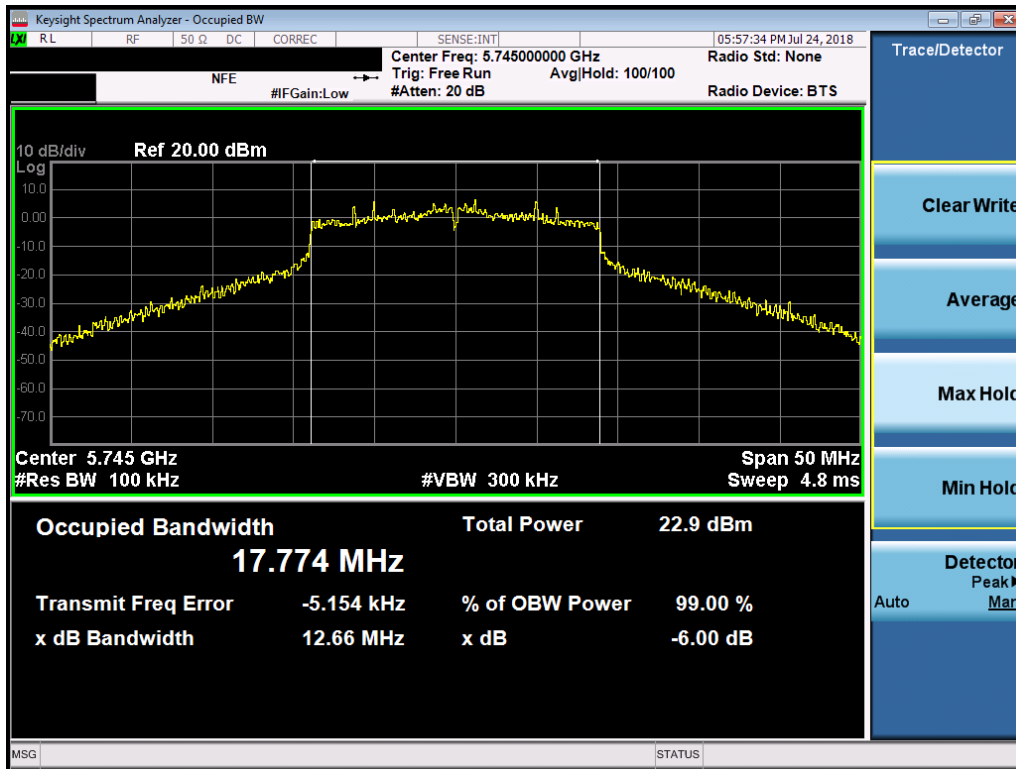


Plot 7-71. 6dB Bandwidth Plot SISO ANT2 (802.11a (UNII Band 3) – Ch. 157)

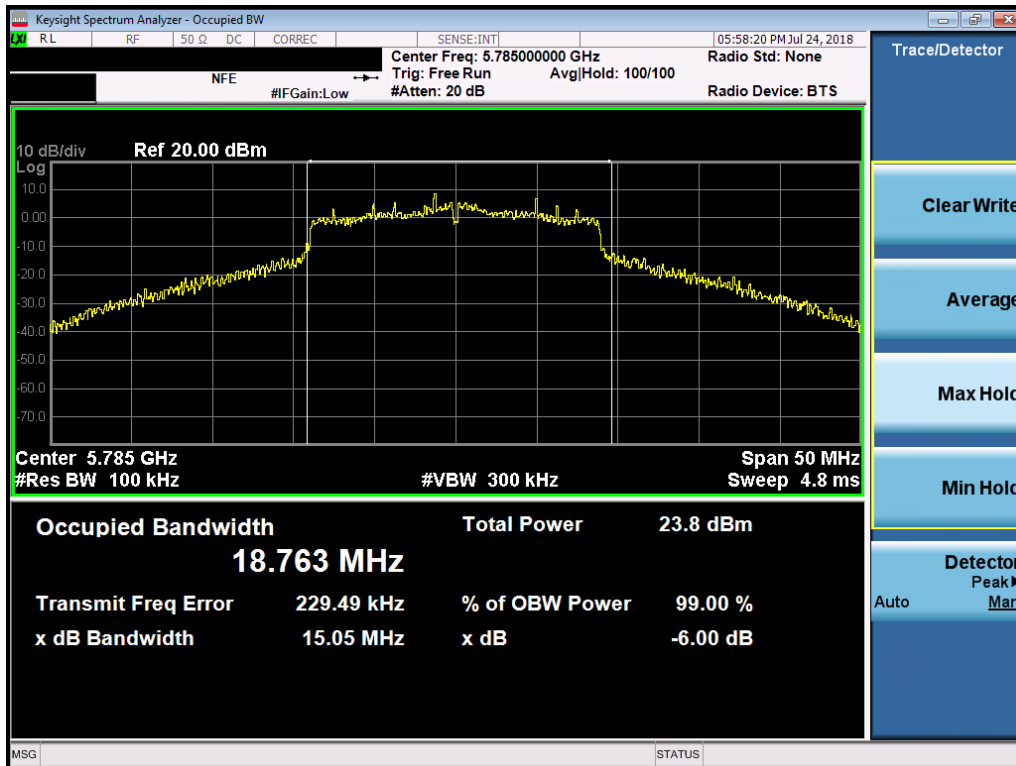


Plot 7-72. 6dB Bandwidth Plot SISO ANT2 (802.11a (UNII Band 3) – Ch. 165)

FCC ID: ZNFQ910QM		MEASUREMENT REPORT (CERTIFICATION)		Approved by: Quality Manager
Test Report S/N: 1M1806290137-06-R2.ZNF	Test Dates: 6/29 - 7/31/2018	EUT Type: Portable Handset		Page 54 of 169



Plot 7-73. 6dB Bandwidth Plot SISO ANT2 (20MHz BW 802.11n (UNII Band 3) – Ch. 149)

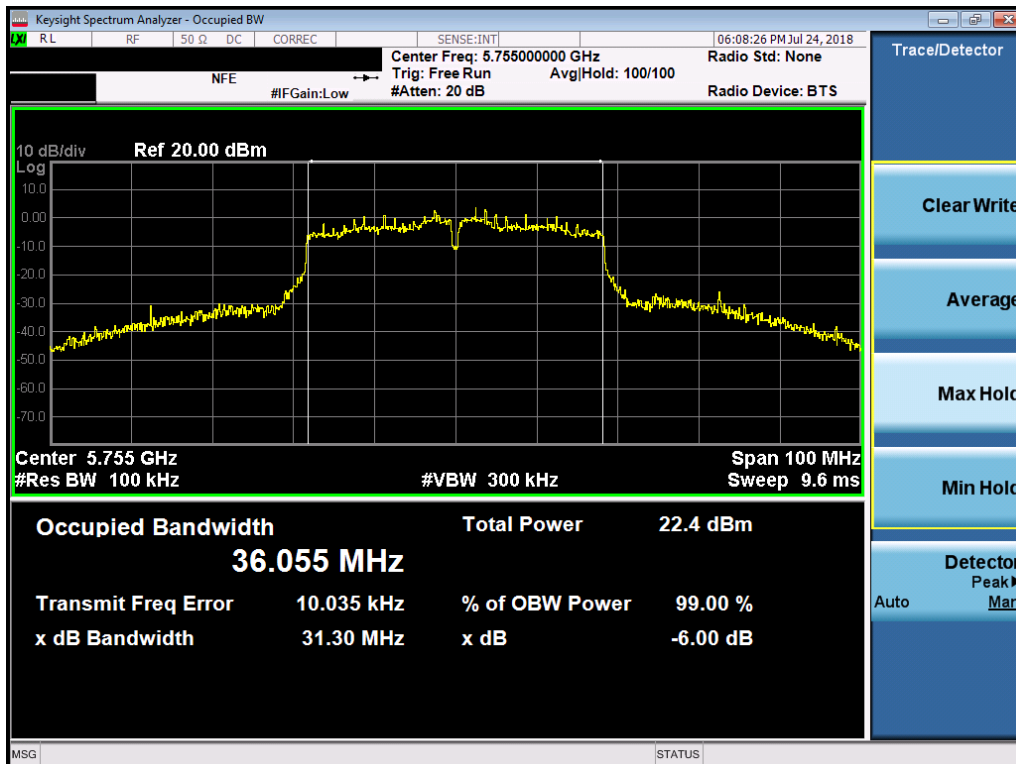


Plot 7-74. 6dB Bandwidth Plot SISO ANT2 (20MHz BW 802.11n (UNII Band 3) – Ch. 157)

FCC ID: ZNFQ910QM		MEASUREMENT REPORT (CERTIFICATION)		Approved by: Quality Manager
Test Report S/N: 1M1806290137-06-R2.ZNF	Test Dates: 6/29 - 7/31/2018	EUT Type: Portable Handset		Page 55 of 169

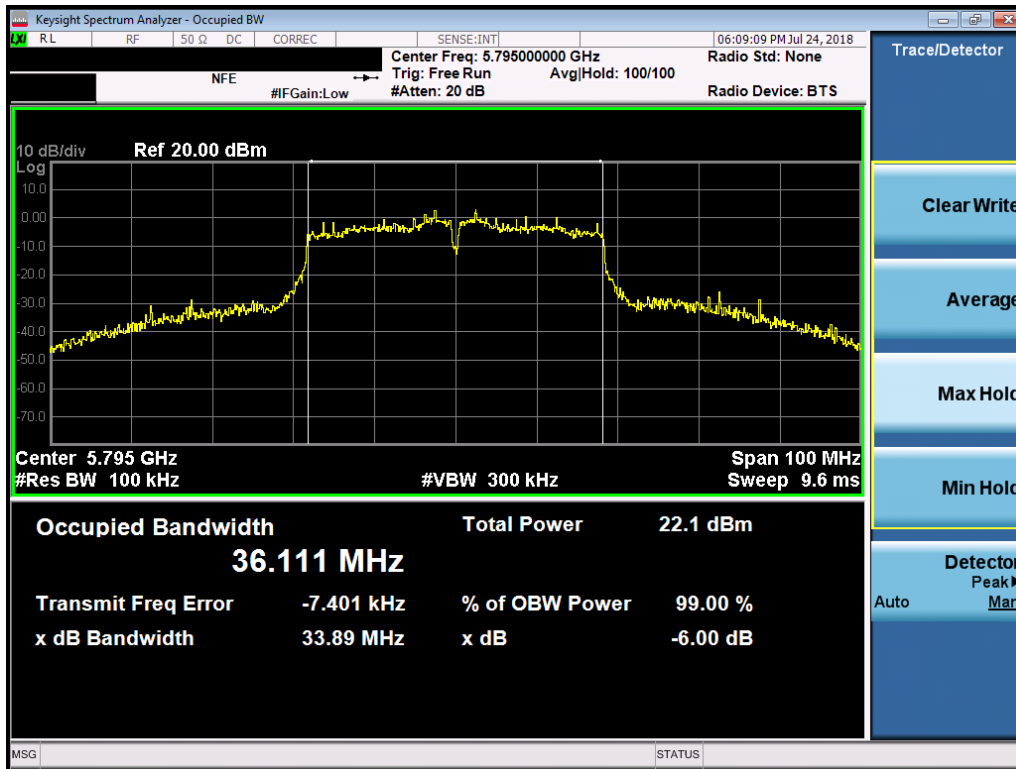


Plot 7-75. 6dB Bandwidth Plot SISO ANT2 (20MHz BW 802.11n (UNII Band 3) – Ch. 165)

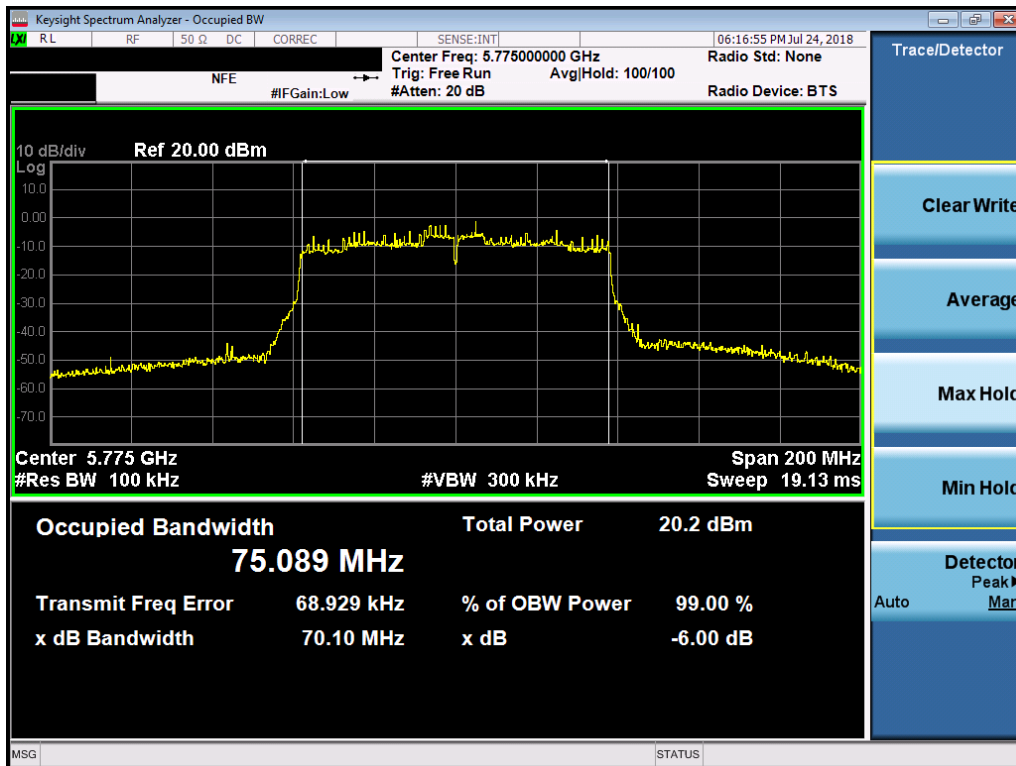


Plot 7-76. 6dB Bandwidth Plot SISO ANT2 (40MHz BW 802.11n (UNII Band 3) – Ch. 151)

FCC ID: ZNFQ910QM		MEASUREMENT REPORT (CERTIFICATION)		Approved by: Quality Manager
Test Report S/N: 1M1806290137-06-R2.ZNF	Test Dates: 6/29 - 7/31/2018	EUT Type: Portable Handset		Page 56 of 169



Plot 7-77. 6dB Bandwidth Plot SISO ANT2 (40MHz BW 802.11n (UNII Band 3) – Ch. 159)



Plot 7-78. 6dB Bandwidth Plot SISO ANT2 (80MHz BW 802.11ac (UNII Band 3) – Ch. 155)

FCC ID: ZNFQ910QM		MEASUREMENT REPORT (CERTIFICATION)		Approved by: Quality Manager
Test Report S/N: 1M1806290137-06-R2.ZNF	Test Dates: 6/29 - 7/31/2018	EUT Type: Portable Handset		Page 57 of 169

7.4 UNII Output Power Measurement – 802.11a/n/ac
§15.407(a.1.iv) §15.407(a.2) §15.407(a.3); RSS-247 [6.2]

Test Overview and Limits

A transmitter antenna terminal of the EUT is connected to the input of an RF pulse power sensor. Measurement is made using a broadband average power meter while the EUT is operating at its maximum duty cycle, at its maximum power control level, as defined in ANSI C63.10-2013 and KDB 789033 D02 v02r01, and at the appropriate frequencies.

In the 5.15 – 5.25GHz band, the maximum permissible conducted output power is 250mW (23.98dBm).

In the 5.25 – 5.35GHz band, the maximum permissible conducted output power is the lesser of 250mW (23.98dBm) and $11 \text{ dBm} + 10\log_{10}(26\text{dB BW}) = 11 \text{ dBm} + 10\log_{10}(20.92) = 24.21\text{dBm}$.

In the 5.47 – 5.725GHz band, the maximum permissible conducted output power is the lesser of 250mW (23.98dBm) and $11 \text{ dBm} + 10\log_{10}(26\text{dB BW}) = 11 \text{ dBm} + 10\log_{10}(21.07) = 24.24\text{dBm}$.

In the 5.725 – 5.850GHz band, the maximum permissible conducted output power is 1W (30dBm)

Test Procedure Used

ANSI C63.10-2013 – Section 12.3.3.2 Method PM-G
 KDB 789033 D02 v02r01 – Section E)3)b) Method PM-G
 ANSI C63.10-2013 – Section 14.2 Measure-and-Sum Technique
 KDB 662911 v02r01 – Section E)1) Measure-and-Sum Technique

Test Settings

Average power measurements were performed only when the EUT was transmitting at its maximum power control level using a broadband power meter with a pulse sensor. The power meter implemented triggering and gating capabilities which were set up such that power measurements were recorded only during the ON time of the transmitter. The trace was averaged over 100 traces to obtain the final measured average power.

Test Setup

The EUT and measurement equipment were set up as shown in the diagram below.



Figure 7-3. Test Instrument & Measurement Setup

FCC ID: ZNFQ910QM	 MEASUREMENT REPORT (CERTIFICATION) 		Approved by: Quality Manager
Test Report S/N: 1M1806290137-06-R2.ZNF	Test Dates: 6/29 - 7/31/2018	EUT Type: Portable Handset	Page 58 of 169

Test Notes

Per RSS-247 Section 6.2.3, transmission on channels which overlap the 5600-5650 MHz is prohibited. This device operates under these frequencies only under the control of a certified master device and does not support active scanning on these channels. This device does not transmit any beacons or initiate any transmissions in UNII Bands 2A or 2C.

FCC ID: ZNFQ910QM	 MEASUREMENT REPORT (CERTIFICATION) 		Approved by: Quality Manager
Test Report S/N: 1M1806290137-06-R2.ZNF	Test Dates: 6/29 - 7/31/2018	EUT Type: Portable Handset	Page 59 of 169

SISO Antenna-1 Conducted Output Power Measurements

Freq [MHz]	Channel	Detector	IEEE Transmission Mode			Conducted Power Limit [dBm]	Conducted Power Margin [dB]
			802.11a	802.11n	802.11ac		
5180	36	AVG	16.95	16.94	16.93	23.98	-7.03
5200	40	AVG	17.99	17.98	17.96	23.98	-5.99
5220	44	AVG	16.95	16.92	16.86	23.98	-7.03
5240	48	AVG	16.97	16.94	16.95	23.98	-7.01
5260	52	AVG	16.97	16.91	16.93	23.98	-7.01
5280	56	AVG	17.98	17.97	17.94	23.98	-6.00
5300	60	AVG	16.97	16.93	16.95	23.98	-7.01
5320	64	AVG	16.99	16.97	16.97	23.98	-6.99
5500	100	AVG	16.93	16.90	16.88	23.98	-7.05
5600	120	AVG	16.99	16.96	16.97	23.98	-6.99
5620	124	AVG	16.97	16.91	16.92	23.98	-7.01
5720	144	AVG	16.99	16.96	16.94	23.98	-6.99
5745	149	AVG	16.99	16.98	16.96	30.00	-13.01
5785	157	AVG	17.99	17.98	17.96	30.00	-12.01
5825	165	AVG	16.98	16.94	16.96	30.00	-13.02

Table 7-6. SISO ANT1 20MHz BW (UNII) Maximum Conducted Output Power

Freq [MHz]	Channel	Detector	IEEE Transmission Mode		Conducted Power Limit [dBm]	Conducted Power Margin [dB]
			802.11n	802.11ac		
5190	38	AVG	12.56	12.63	23.98	-11.35
5230	46	AVG	15.86	15.84	23.98	-8.12
5270	54	AVG	15.82	15.84	23.98	-8.14
5310	62	AVG	12.26	12.23	23.98	-11.72
5510	102	AVG	12.10	12.13	23.98	-11.85
5590	118	AVG	15.75	15.74	23.98	-8.23
5630	126	AVG	15.71	15.70	23.98	-8.27
5710	142	AVG	15.99	15.96	23.98	-7.99
5755	151	AVG	15.99	15.97	30.00	-14.01
5795	159	AVG	15.99	15.98	30.00	-14.01

Table 7-7. SISO ANT1 40MHz BW (UNII) Maximum Conducted Output Power

FCC ID: ZNFQ910QM			MEASUREMENT REPORT (CERTIFICATION)		Approved by: Quality Manager
Test Report S/N: 1M1806290137-06-R2.ZNF	Test Dates: 6/29 - 7/31/2018	EUT Type: Portable Handset	Page 60 of 169		

Freq [MHz]	Channel	Detector	IEEE Transmission Mode	Conducted Power Limit [dBm]	Conducted Power Margin [dB]
			802.11ac		
5210	42	AVG	13.3	23.98	-10.68
5290	58	AVG	10.15	23.98	-13.83
5530	106	AVG	13.06	23.98	-10.92
5690	138	AVG	13.24	23.98	-10.74
5775	155	AVG	13.4	30.00	-16.60

Table 7-8. SISO ANT1 80MHz BW (UNII) Maximum Conducted Output Power

FCC ID: ZNFQ910QM			MEASUREMENT REPORT (CERTIFICATION)		Approved by: Quality Manager
Test Report S/N: 1M1806290137-06-R2.ZNF	Test Dates: 6/29 - 7/31/2018	EUT Type: Portable Handset			Page 61 of 169

SISO Antenna-2 Conducted Output Power Measurements

Freq [MHz]	Channel	Detector	IEEE Transmission Mode			Conducted Power Limit [dBm]	Conducted Power Margin [dB]
			802.11a	802.11n	802.11ac		
5180	36	AVG	16.91	16.73	16.73	23.98	-7.07
5200	40	AVG	17.95	17.94	17.90	23.98	-6.03
5220	44	AVG	16.98	16.94	16.93	23.98	-7.00
5240	48	AVG	16.99	16.90	16.94	23.98	-6.99
5260	52	AVG	16.97	16.79	16.80	23.98	-7.01
5280	56	AVG	17.98	17.98	17.96	23.98	-6.00
5300	60	AVG	16.96	16.90	16.90	23.98	-7.02
5320	64	AVG	16.99	16.96	16.96	23.98	-6.99
5500	100	AVG	16.99	16.92	16.91	23.98	-6.99
5600	120	AVG	16.98	16.91	16.89	23.98	-7.00
5620	124	AVG	16.94	16.83	16.84	23.98	-7.04
5720	144	AVG	16.99	16.95	16.93	23.98	-6.99
5745	149	AVG	16.99	16.96	16.96	30.00	-13.01
5785	157	AVG	17.95	17.87	17.87	30.00	-12.05
5825	165	AVG	16.97	16.80	16.82	30.00	-13.03

Table 7-9. SISO ANT2 20MHz BW (UNII) Maximum Conducted Output Power

Freq [MHz]	Channel	Detector	IEEE Transmission Mode		Conducted Power Limit [dBm]	Conducted Power Margin [dB]
			802.11n	802.11ac		
5190	38	AVG	12.71	12.72	23.98	-11.26
5230	46	AVG	15.94	15.96	23.98	-8.02
5270	54	AVG	15.94	15.97	23.98	-8.01
5310	62	AVG	12.40	12.43	23.98	-11.55
5510	102	AVG	12.46	12.45	23.98	-11.52
5590	118	AVG	15.82	15.82	23.98	-8.16
5630	126	AVG	15.99	15.98	23.98	-7.99
5710	142	AVG	15.80	15.82	23.98	-8.16
5755	151	AVG	15.97	15.97	30.00	-14.03
5795	159	AVG	15.99	15.99	30.00	-14.01

Table 7-10. SISO ANT2 40MHz BW (UNII) Maximum Conducted Output Power

FCC ID: ZNFQ910QM			MEASUREMENT REPORT (CERTIFICATION)		Approved by: Quality Manager
Test Report S/N: 1M1806290137-06-R2.ZNF	Test Dates: 6/29 - 7/31/2018	EUT Type: Portable Handset	Page 62 of 169		

Freq [MHz]	Channel	Detector	IEEE Transmission Mode	Conducted Power Limit [dBm]	Conducted Power Margin [dB]
			802.11ac		
5210	42	AVG	13.48	23.98	-10.50
5290	58	AVG	10.32	23.98	-13.66
5530	106	AVG	13.4	23.98	-10.58
5690	138	AVG	13.42	23.98	-10.56
5775	155	AVG	13.4	30.00	-16.60

Table 7-11. SISO ANT2 80MHz BW (UNII) Maximum Conducted Output Power

FCC ID: ZNFQ910QM			MEASUREMENT REPORT (CERTIFICATION)		Approved by: Quality Manager
Test Report S/N: 1M1806290137-06-R2.ZNF	Test Dates: 6/29 - 7/31/2018	EUT Type: Portable Handset			Page 63 of 169

MIMO Maximum Conducted Output Power Measurements

Freq [MHz]	Channel	Detector	Conducted Power [dBm]			Conducted Power Limit [dBm]	Conducted Power Margin [dB]
			ANT1	ANT2	MIMO		
5180	36	AVG	16.95	16.91	19.94	23.98	-4.04
5200	40	AVG	17.99	17.95	20.98	23.98	-3.00
5220	44	AVG	16.95	16.98	19.98	23.98	-4.00
5240	48	AVG	16.97	16.99	19.99	23.98	-3.99
5260	52	AVG	16.97	16.97	19.98	23.98	-4.00
5280	56	AVG	17.98	17.98	20.99	23.98	-2.99
5300	60	AVG	16.97	16.96	19.98	23.98	-4.00
5320	64	AVG	16.99	16.99	20.00	23.98	-3.98
5500	100	AVG	16.93	16.99	19.97	23.98	-4.01
5600	120	AVG	16.99	16.98	20.00	23.98	-3.98
5620	124	AVG	16.97	16.94	19.97	23.98	-4.01
5720	144	AVG	16.99	16.99	20.00	23.98	-3.98
5745	149	AVG	16.99	16.99	20.00	30.00	-10.00
5785	157	AVG	17.99	17.95	20.98	30.00	-9.02
5825	165	AVG	16.98	16.97	19.99	30.00	-10.01

Table 7-12. MIMO 20MHz BW 802.11a (UNII) Maximum Conducted Output Power

Freq [MHz]	Channel	Detector	Conducted Power [dBm]			Conducted Power Limit [dBm]	Conducted Power Margin [dB]
			ANT1	ANT2	MIMO		
5180	36	AVG	16.94	16.73	19.85	23.98	-4.13
5200	40	AVG	17.98	17.94	20.97	23.98	-3.01
5220	44	AVG	16.92	16.94	19.94	23.98	-4.04
5240	48	AVG	16.94	16.90	19.93	23.98	-4.05
5260	52	AVG	16.91	16.79	19.86	23.98	-4.12
5280	56	AVG	17.97	17.98	20.99	23.98	-2.99
5300	60	AVG	16.93	16.90	19.93	23.98	-4.05
5320	64	AVG	16.97	16.96	19.98	23.98	-4.00
5500	100	AVG	16.90	16.92	19.92	23.98	-4.06
5600	120	AVG	16.96	16.91	19.95	23.98	-4.03
5620	124	AVG	16.91	16.83	19.88	23.98	-4.10
5720	144	AVG	16.96	16.95	19.97	23.98	-4.01
5745	149	AVG	16.98	16.96	19.98	30.00	-10.02
5785	157	AVG	17.98	17.87	20.94	30.00	-9.06
5825	165	AVG	16.94	16.80	19.88	30.00	-10.12

Table 7-13. MIMO 20MHz BW 802.11n (UNII) Maximum Conducted Output Power

FCC ID: ZNFQ910QM			MEASUREMENT REPORT (CERTIFICATION)		Approved by: Quality Manager
Test Report S/N: 1M1806290137-06-R2-ZNF	Test Dates: 6/29 - 7/31/2018	EUT Type: Portable Handset			Page 64 of 169

Freq [MHz]	Channel	Detector	Conducted Power [dBm]			Conducted Power Limit [dBm]	Conducted Power Margin [dB]
			ANT1	ANT2	MIMO		
5180	36	AVG	16.93	16.73	19.84	23.98	-4.14
5200	40	AVG	17.96	17.90	20.94	23.98	-3.04
5220	44	AVG	16.86	16.93	19.91	23.98	-4.07
5240	48	AVG	16.95	16.94	19.96	23.98	-4.02
5260	52	AVG	16.93	16.80	19.88	23.98	-4.10
5280	56	AVG	17.94	17.96	20.96	23.98	-3.02
5300	60	AVG	16.95	16.90	19.94	23.98	-4.04
5320	64	AVG	16.97	16.96	19.98	23.98	-4.00
5500	100	AVG	16.88	16.91	19.91	23.98	-4.07
5600	120	AVG	16.97	16.89	19.94	23.98	-4.04
5620	124	AVG	16.92	16.84	19.89	23.98	-4.09
5720	144	AVG	16.94	16.93	19.95	23.98	-4.03
5745	149	AVG	16.96	16.96	19.97	30.00	-10.03
5785	157	AVG	17.96	17.87	20.93	30.00	-9.07
5825	165	AVG	16.96	16.82	19.90	30.00	-10.10

Table 7-14. MIMO 20MHz BW 802.11ac (UNII) Maximum Conducted Output Power

Freq [MHz]	Channel	Detector	Conducted Power [dBm]			Conducted Power Limit [dBm]	Conducted Power Margin [dB]
			ANT1	ANT2	MIMO		
5190	38	AVG	12.56	12.71	15.65	23.98	-8.33
5230	46	AVG	15.86	15.94	18.91	23.98	-5.07
5270	54	AVG	15.82	15.94	18.89	23.98	-5.09
5310	62	AVG	12.26	12.40	15.34	23.98	-8.64
5510	102	AVG	12.10	12.46	15.29	23.98	-8.69
5590	118	AVG	15.75	15.82	18.80	23.98	-5.18
5630	126	AVG	15.71	15.99	18.86	23.98	-5.12
5710	142	AVG	15.99	15.80	18.91	23.98	-5.07
5755	151	AVG	15.99	15.97	18.99	30.00	-11.01
5795	159	AVG	15.99	15.99	19.00	30.00	-11.00

Table 7-15. MIMO 40MHz BW 802.11n (UNII) Maximum Conducted Output Power

FCC ID: ZNFQ910QM			MEASUREMENT REPORT (CERTIFICATION)		Approved by: Quality Manager
Test Report S/N: 1M1806290137-06-R2-ZNF	Test Dates: 6/29 - 7/31/2018	EUT Type: Portable Handset			Page 65 of 169

Freq [MHz]	Channel	Detector	Conducted Power [dBm]			Conducted Power Limit [dBm]	Conducted Power Margin [dB]
			ANT1	ANT2	MIMO		
5190	38	AVG	12.63	12.72	15.69	23.98	-8.29
5230	46	AVG	15.84	15.96	18.91	23.98	-5.07
5270	54	AVG	15.84	15.97	18.92	23.98	-5.06
5310	62	AVG	12.23	12.43	15.34	23.98	-8.64
5510	102	AVG	12.13	12.45	15.30	23.98	-8.68
5590	118	AVG	15.74	15.82	18.79	23.98	-5.19
5630	126	AVG	15.70	15.98	18.85	23.98	-5.13
5710	142	AVG	15.96	15.82	18.90	23.98	-5.08
5755	151	AVG	15.97	15.97	18.98	30.00	-11.02
5795	159	AVG	15.98	15.99	19.00	30.00	-11.00

Table 7-16. MIMO 40MHz BW 802.11ac (UNII) Maximum Conducted Output Power

Freq [MHz]	Channel	Detector	Conducted Power [dBm]			Conducted Power Limit [dBm]	Conducted Power Margin [dB]
			ANT1	ANT2	MIMO		
5210	42	AVG	13.30	13.48	16.40	23.98	-7.58
5290	58	AVG	10.15	10.32	13.25	23.98	-10.73
5530	106	AVG	13.06	13.40	16.24	23.98	-7.74
5690	138	AVG	13.24	13.42	16.34	23.98	-7.64
5775	155	AVG	13.40	13.40	16.41	30.00	-13.59

Table 7-17. MIMO 80MHz BW 802.11ac (UNII) Maximum Conducted Output Power

FCC ID: ZNFQ910QM			MEASUREMENT REPORT (CERTIFICATION)		Approved by: Quality Manager
Test Report S/N: 1M1806290137-06-R2.ZNF	Test Dates: 6/29 - 7/31/2018	EUT Type: Portable Handset			Page 66 of 169

Note:

Per ANSI C63.10-2013 and KDB 662911 v02r01 Section E)1), the conducted powers at Antenna 1 and Antenna 2 were first measured separately during MIMO transmission as shown in the section above. The measured values were then summed in linear power units then converted back to dBm.

Sample MIMO Calculation:

At 5180MHz in 802.11n (20MHz BW) mode, the average conducted output power was measured to be 16.94 dBm for Antenna-1 and 16.73 dBm for Antenna-2.

$$\text{Antenna 1} + \text{Antenna 2} = \text{MIMO}$$

$$(16.94 \text{ dBm} + 16.73 \text{ dBm}) = (49.43 \text{ mW} + 47.10 \text{ mW}) = 96.53 \text{ mW} = 19.85 \text{ dBm}$$

FCC ID: ZNFQ910QM	 MEASUREMENT REPORT (CERTIFICATION) 		Approved by: Quality Manager
Test Report S/N: 1M1806290137-06-R2.ZNF	Test Dates: 6/29 - 7/31/2018	EUT Type: Portable Handset	Page 67 of 169

7.5 Maximum Power Spectral Density – 802.11a/n/ac
§15.407(a.1.iv) §15.407(a.2) §15.407(a.3); RSS-247 [6.2]

Test Overview and Limit

The spectrum analyzer was connected to the antenna terminal while the EUT was operating at its maximum duty cycle, at its maximum power control level, as defined in ANSI C63.10-2013 and KDB 789033 D02 v02r01, and at the appropriate frequencies. Method SA-1, as defined in ANSI C63.10-2013 and KDB 789033 D02 v02r01, was used to measure the power spectral density.

In the 5.15 – 5.25GHz, 5.25 – 5.35GHz, 5.47 – 5.725GHz bands, the maximum permissible power spectral density is 11dBm/MHz.

In the 5.725 – 5.850GHz band, the maximum permissible power spectral density is 30dBm/500kHz.

Test Procedure Used

ANSI C63.10-2013 – Section 12.3.2.2
 KDB 789033 D02 v02r01 – Section F
 ANSI C63.10-2013 – Section 14.3.2.2 Measure-and-Sum Technique
 KDB 662911 v02r01 – Section E)2) Measure-and-Sum Technique

Test Settings

1. Analyzer was set to the center frequency of the UNII channel under investigation
2. Span was set to encompass the entire emission bandwidth of the signal
3. RBW = 1MHz
4. VBW = 3MHz
5. Number of sweep points $\geq 2 \times$ (span/RBW)
6. Sweep time = auto
7. Detector = power averaging (RMS)
8. Trigger was set to free run for all modes
9. Trace was averaged over 100 sweeps
10. The peak search function of the spectrum analyzer was used to find the peak of the spectrum.

Test Setup

The EUT and measurement equipment were set up as shown in the diagram below.



Figure 7-4. Test Instrument & Measurement Setup

Test Notes

None

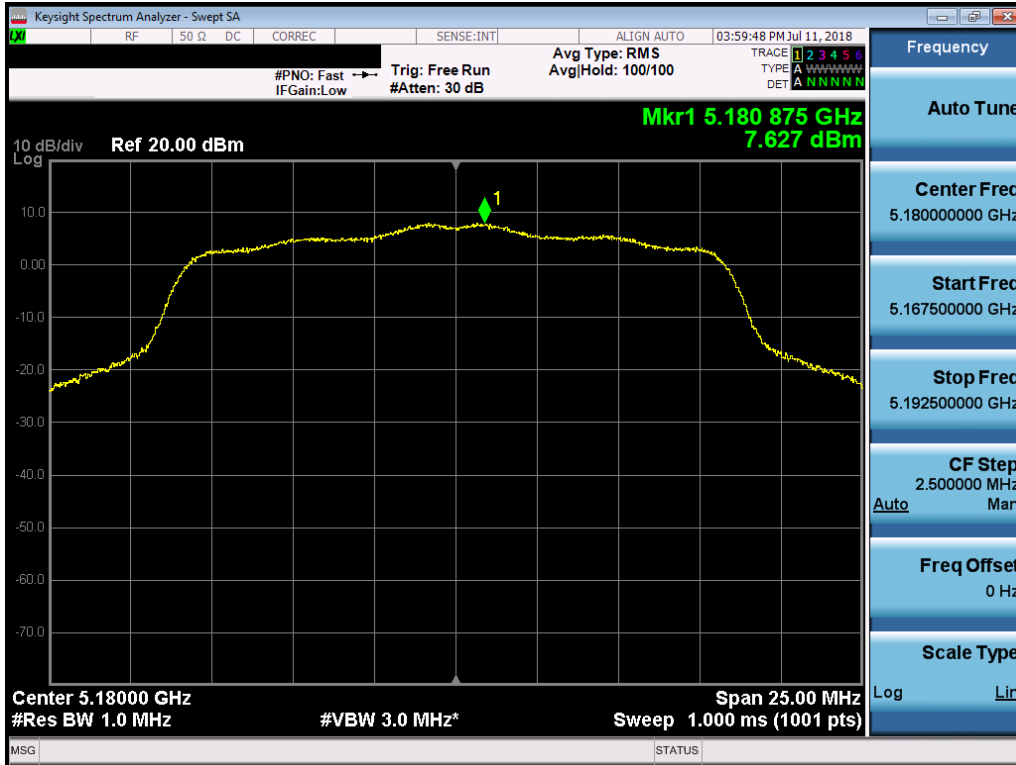
FCC ID: ZNFQ910QM	 MEASUREMENT REPORT (CERTIFICATION) 		Approved by: Quality Manager
Test Report S/N: 1M1806290137-06-R2.ZNF	Test Dates: 6/29 - 7/31/2018	EUT Type: Portable Handset	Page 68 of 169

SISO Antenna-1 Power Spectral Density Measurements

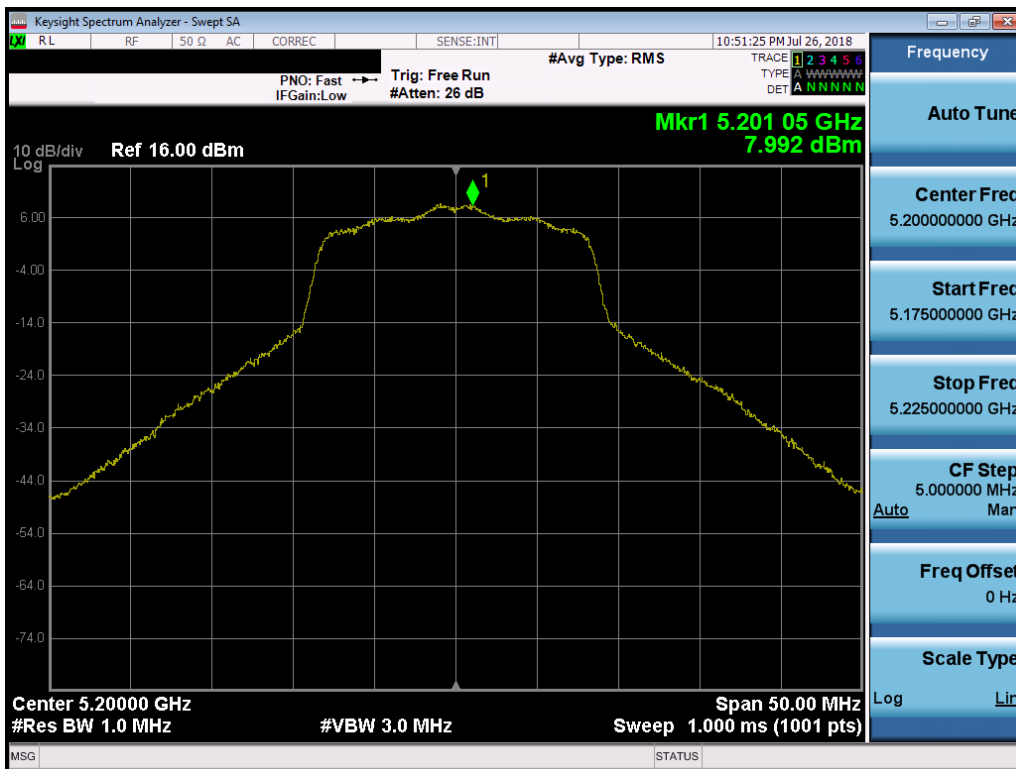
	Frequency [MHz]	Channel No.	802.11 Mode	Data Rate [Mbps]	Measured Power Density [dBm]	Max Power Density [dBm/MHz]	Margin [dB]
Band 1	5180	36	a	6	7.63	11.0	-3.37
	5200	40	a	6	7.99	11.0	-3.01
	5240	48	a	6	7.66	11.0	-3.34
	5180	36	n (20MHz)	6.5/7.2 (MCS0)	7.62	11.0	-3.38
	5200	40	n (20MHz)	6.5/7.2 (MCS0)	7.39	11.0	-3.61
	5240	48	n (20MHz)	6.5/7.2 (MCS0)	7.40	11.0	-3.60
	5190	38	n (40MHz)	13.5/15 (MCS0)	0.92	11.0	-10.08
	5230	46	n (40MHz)	13.5/15 (MCS0)	3.79	11.0	-7.21
	5210	42	ac (80MHz)	29.3/32.5 (MCS0)	-1.82	11.0	-12.82
Band 2A	5260	52	a	6	7.60	11.0	-3.40
	5280	56	a	6	8.02	11.0	-2.98
	5320	64	a	6	8.10	11.0	-2.90
	5260	52	n (20MHz)	6.5/7.2 (MCS0)	7.22	11.0	-3.78
	5280	56	n (20MHz)	6.5/7.2 (MCS0)	7.68	11.0	-3.32
	5320	64	n (20MHz)	6.5/7.2 (MCS0)	7.76	11.0	-3.24
	5270	54	n (40MHz)	13.5/15 (MCS0)	4.11	11.0	-6.89
	5310	62	n (40MHz)	13.5/15 (MCS0)	0.57	11.0	-10.43
	5290	58	ac (80MHz)	29.3/32.5 (MCS0)	-4.97	11.0	-15.97
Band 2C	5500	100	a	6	7.77	11.0	-3.23
	5600	120	a	6	8.39	11.0	-2.61
	5720	144	a	6	8.35	11.0	-2.65
	5500	100	n (20MHz)	6.5/7.2 (MCS0)	7.26	11.0	-3.74
	5600	120	n (20MHz)	6.5/7.2 (MCS0)	8.01	11.0	-2.99
	5720	144	n (20MHz)	6.5/7.2 (MCS0)	8.18	11.0	-2.82
	5510	102	n (40MHz)	13.5/15 (MCS0)	0.61	11.0	-10.39
	5590	118	n (40MHz)	13.5/15 (MCS0)	4.42	11.0	-6.58
	5710	142	n (40MHz)	13.5/15 (MCS0)	4.45	11.0	-6.55
	5530	106	ac (80MHz)	29.3/32.5 (MCS0)	-1.71	11.0	-12.71
	5610	122	ac (80MHz)	29.3/32.5 (MCS0)	-2.07	11.0	-13.07
	5690	138	ac (80MHz)	29.3/32.5 (MCS0)	-2.29	11.0	-13.29

Table 7-18. Bands 1, 2A, 2C Conducted Power Spectral Density Measurements SISO ANT1

FCC ID: ZNFQ910QM		MEASUREMENT REPORT (CERTIFICATION)		Approved by: Quality Manager
Test Report S/N: 1M1806290137-06-R2.ZNF	Test Dates: 6/29 - 7/31/2018	EUT Type: Portable Handset		Page 69 of 169

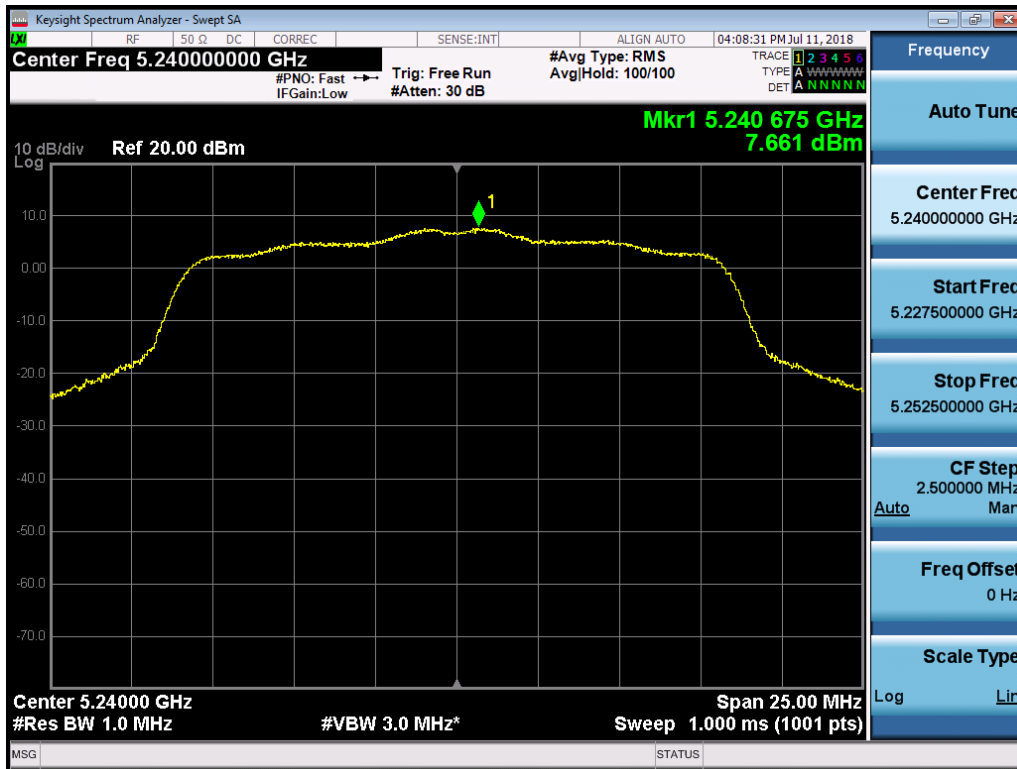


Plot 7-79. Power Spectral Density Plot SISO ANT1 (802.11a (UNII Band 1) – Ch. 36)

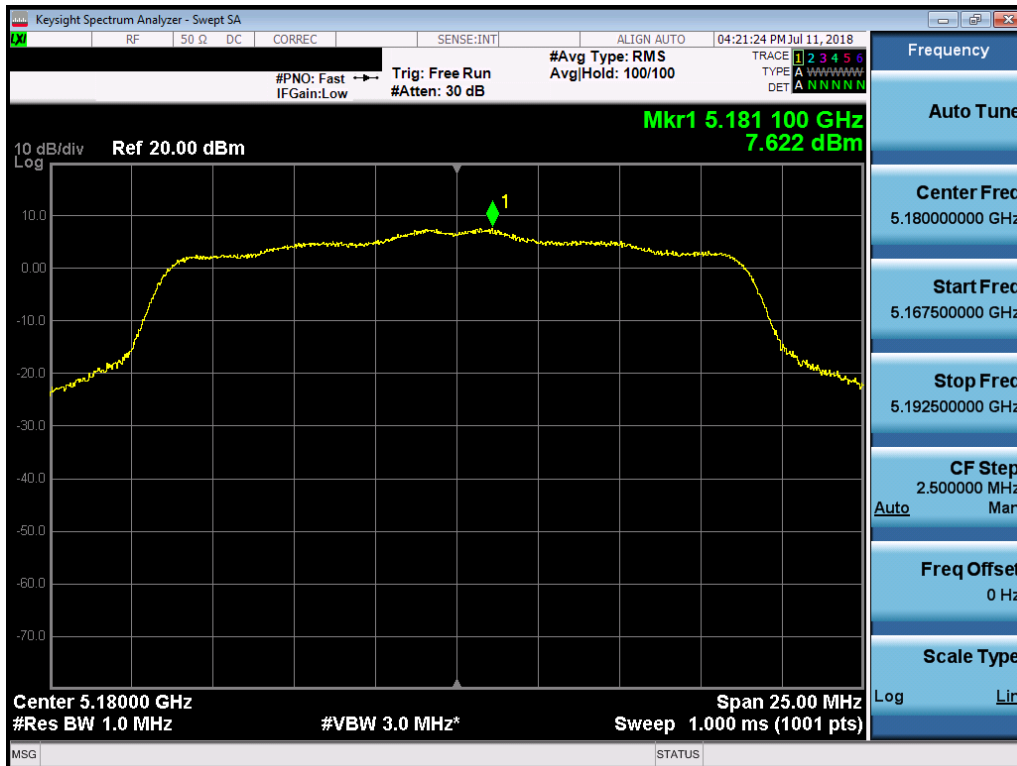


Plot 7-80. Power Spectral Density Plot SISO ANT1 (802.11a (UNII Band 1) – Ch. 40)

FCC ID: ZNFQ910QM	PCTEST ENGINEERING LABORATORY, INC.	MEASUREMENT REPORT (CERTIFICATION)	LG	Approved by: Quality Manager
Test Report S/N: 1M1806290137-06-R2.ZNF	Test Dates: 6/29 - 7/31/2018	EUT Type: Portable Handset		Page 70 of 169



Plot 7-81. Power Spectral Density Plot SISO ANT1 (802.11a (UNII Band 1) – Ch. 48)



Plot 7-82. Power Spectral Density Plot SISO ANT1 (20MHz BW 802.11n (UNII Band 1) – Ch. 36)

FCC ID: ZNFQ910QM		MEASUREMENT REPORT (CERTIFICATION)		Approved by: Quality Manager
Test Report S/N: 1M1806290137-06-R2.ZNF	Test Dates: 6/29 - 7/31/2018	EUT Type: Portable Handset		Page 71 of 169