

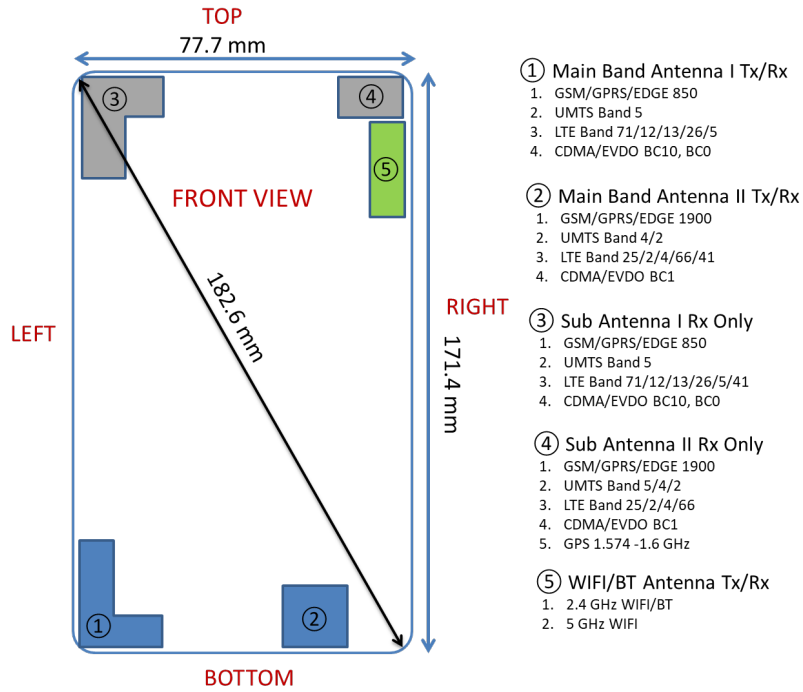


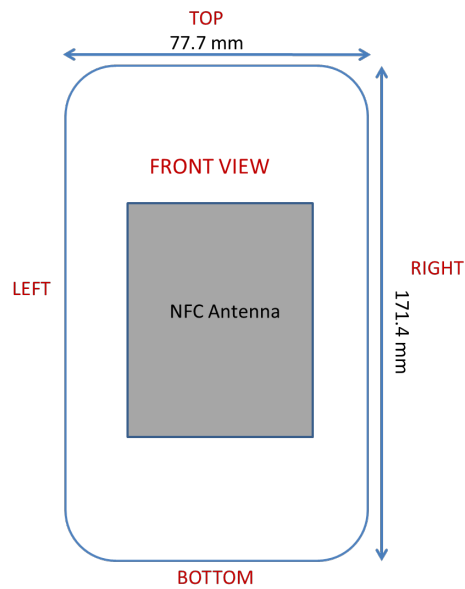
# APPENDIX E: DUT ANTENNA DIAGRAM & SAR TEST SETUP PHOTOGRAPHS

FCC ID: ZNFQ730TM	 <b>PCTEST</b> <small>Proud to be part of @almoradi</small>	SAR EVALUATION REPORT	 <b>LG</b>	<b>Approved by:</b> Quality Manager
<b>Test Dates:</b> 02/24/20 - 03/19/20	<b>DUT Type:</b> Portable Handset			APPENDIX E: Page 1 of 12




Note: Exact antenna dimensions and separation distances are shown in the Technical Descriptions in the FCC Filing.

**Figure E-1  
DUT Antenna Locations**




**Figure E-2  
NFC Antenna Locations**




FCC ID: ZNFQ730TM	PCTEST Proud to be part of LG	SAR EVALUATION REPORT		Approved by: Quality Manager
Test Dates: 02/24/20 - 03/19/20	DUT Type: Portable Handset			APPENDIX E: Page 2 of 12




**SAR Test Setup Photo 1 – Right Cheek**




**SAR Test Setup Photo 2 – Right Tilt**




FCC ID: ZNFQ730TM	 <b>PCTEST</b> <small>Proud to be part of the  ecosystem</small>	SAR EVALUATION REPORT		<b>Approved by:</b> Quality Manager
<b>Test Dates:</b> 02/24/20 - 03/19/20	<b>DUT Type:</b> Portable Handset			<b>APPENDIX E:</b> Page 3 of 12



**SAR Test Setup Photo 3 – Left Cheek**



**SAR Test Setup Photo 4 - Left Tilt**



FCC ID: ZNFQ730TM	 <b>PCTEST</b> <small>Proud to be part of the  network</small>	SAR EVALUATION REPORT		<b>Approved by:</b> Quality Manager
<b>Test Dates:</b> 02/24/20 - 03/19/20	<b>DUT Type:</b> Portable Handset			<b>APPENDIX E:</b> Page 4 of 12



**SAR Test Setup Photo 5 – Back Side at 10 mm**



**SAR Test Setup Photo 6 – Back Side at 1 mm**




FCC ID: ZNFQ730TM	 <b>PCTEST</b> <small>Proud to be part of the element</small>	SAR EVALUATION REPORT		<b>Approved by:</b> Quality Manager
<b>Test Dates:</b> 02/24/20 - 03/19/20	<b>DUT Type:</b> Portable Handset			<b>APPENDIX E:</b> Page 5 of 12



**SAR Test Setup Photo 7 – Back Side at 0 mm**



**SAR Test Setup Photo 8 – Front Side at 10 mm**




FCC ID: ZNFQ730TM	 <b>PCTEST</b> <small>Proud to be part of the  network</small>	SAR EVALUATION REPORT		Approved by: Quality Manager
Test Dates: 02/24/20 - 03/19/20	DUT Type: Portable Handset			APPENDIX E: Page 6 of 12



**SAR Test Setup Photo 9 – Front Side at 2 mm**




**SAR Test Setup Photo 10 – Front Side at 0 mm**

FCC ID: ZNFQ730TM	 <b>PCTEST</b> <small>Proud to be part of  element</small>	SAR EVALUATION REPORT		<b>Approved by:</b> Quality Manager
<b>Test Dates:</b> 02/24/20 - 03/19/20	<b>DUT Type:</b> Portable Handset			<b>APPENDIX E:</b> Page 7 of 12








**SAR Test Setup Photo 11 – Top Edge at 10 mm**



**SAR Test Setup Photo 12 – Top Edge at 0 mm**

<b>FCC ID:</b> ZNFQ730TM	 <small>Proud to be part of the  network!</small>	<b>SAR EVALUATION REPORT</b>		<b>Approved by:</b> Quality Manager
<b>Test Dates:</b> 02/24/20 - 03/19/20	<b>DUT Type:</b> Portable Handset			<b>APPENDIX E:</b> Page 8 of 12









**SAR Test Setup Photo 13 – Bottom Edge at 10 mm**



**SAR Test Setup Photo 14 – Bottom Edge at 5 mm**




FCC ID: ZNFQ730TM	 <b>PCTEST</b> <small>Proud to be part of  Samsung</small>	SAR EVALUATION REPORT		Approved by: Quality Manager
Test Dates: 02/24/20 - 03/19/20	DUT Type: Portable Handset			APPENDIX E: Page 9 of 12




**SAR Test Setup Photo 15 – Bottom Edge at 0 mm**



**SAR Test Setup Photo 16 – Right Edge at 10 mm**



FCC ID: ZNFQ730TM	 <b>PCTEST</b> <small>Proud to be part of the  network</small>	SAR EVALUATION REPORT		Approved by: Quality Manager
Test Dates: 02/24/20 - 03/19/20	DUT Type: Portable Handset			APPENDIX E: Page 10 of 12




**SAR Test Setup Photo 17 – Right Edge at 0 mm**






**SAR Test Setup Photo 18 – Left Edge at 10 mm**

FCC ID: ZNFQ730TM	 <b>PCTEST</b> <small>Proud to be part of the network</small>	SAR EVALUATION REPORT		Approved by: Quality Manager
Test Dates: 02/24/20 - 03/19/20	DUT Type: Portable Handset			APPENDIX E: Page 11 of 12



**SAR Test Setup Photo 19 – Horizontal and Vertical Lines**

<b>FCC ID:</b> ZNFQ730TM	 <small>Proud to be part of the  network</small>	<b>SAR EVALUATION REPORT</b>		<b>Approved by:</b> Quality Manager
<b>Test Dates:</b> 02/24/20 - 03/19/20	<b>DUT Type:</b> Portable Handset			APPENDIX E: Page 12 of 12