

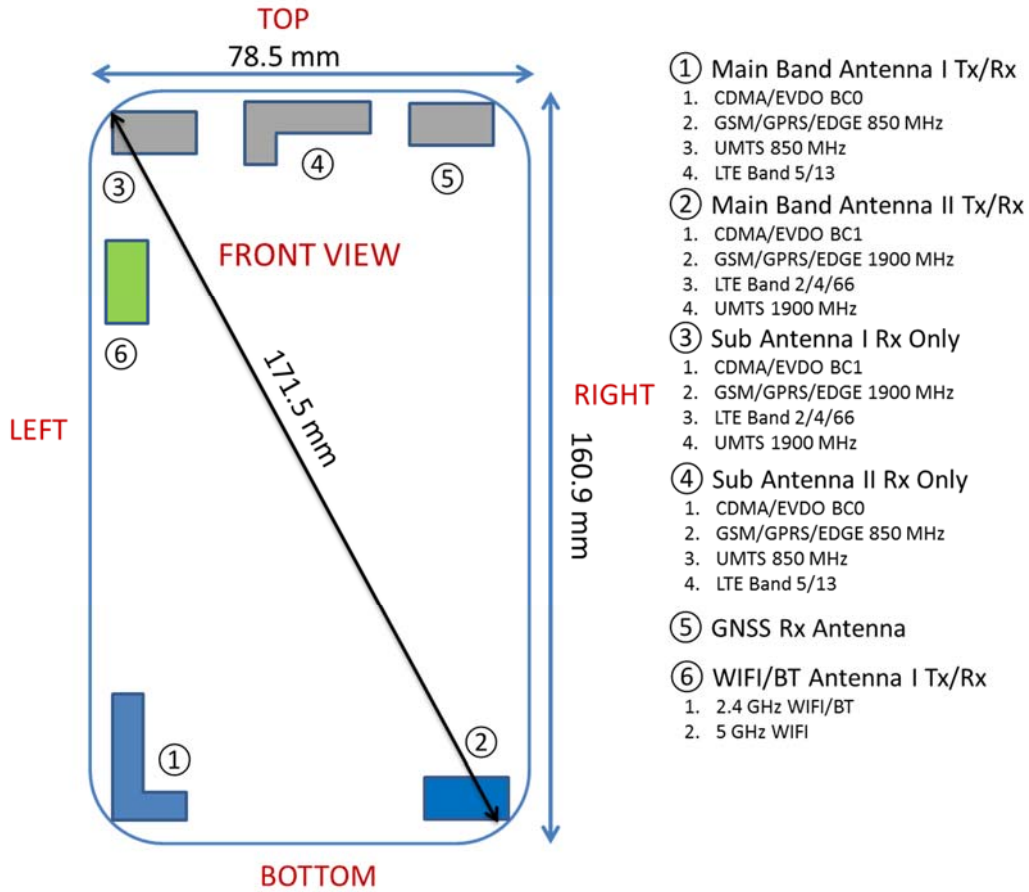




APPENDIX F: DUT ANTENNA DIAGRAM & SAR TEST SETUP PHOTOGRAPHS

FCC ID ZNFQ720VS		SAR EVALUATION REPORT		Approved by: Quality Manager
Test Dates: 05/20/19 - 06/03/19	DUT Type: Portable Handset			APPENDIX F: Page 1 of 11

Note: Exact antenna dimensions and separation distances are shown in the Technical Descriptions in the FCC Filing.



**Figure F-1
DUT Antenna Locations**

FCC ID ZNFQ720VS		SAR EVALUATION REPORT		Approved by: Quality Manager
Test Dates: 05/20/19 - 06/03/19	DUT Type: Portable Handset			APPENDIX F: Page 2 of 11

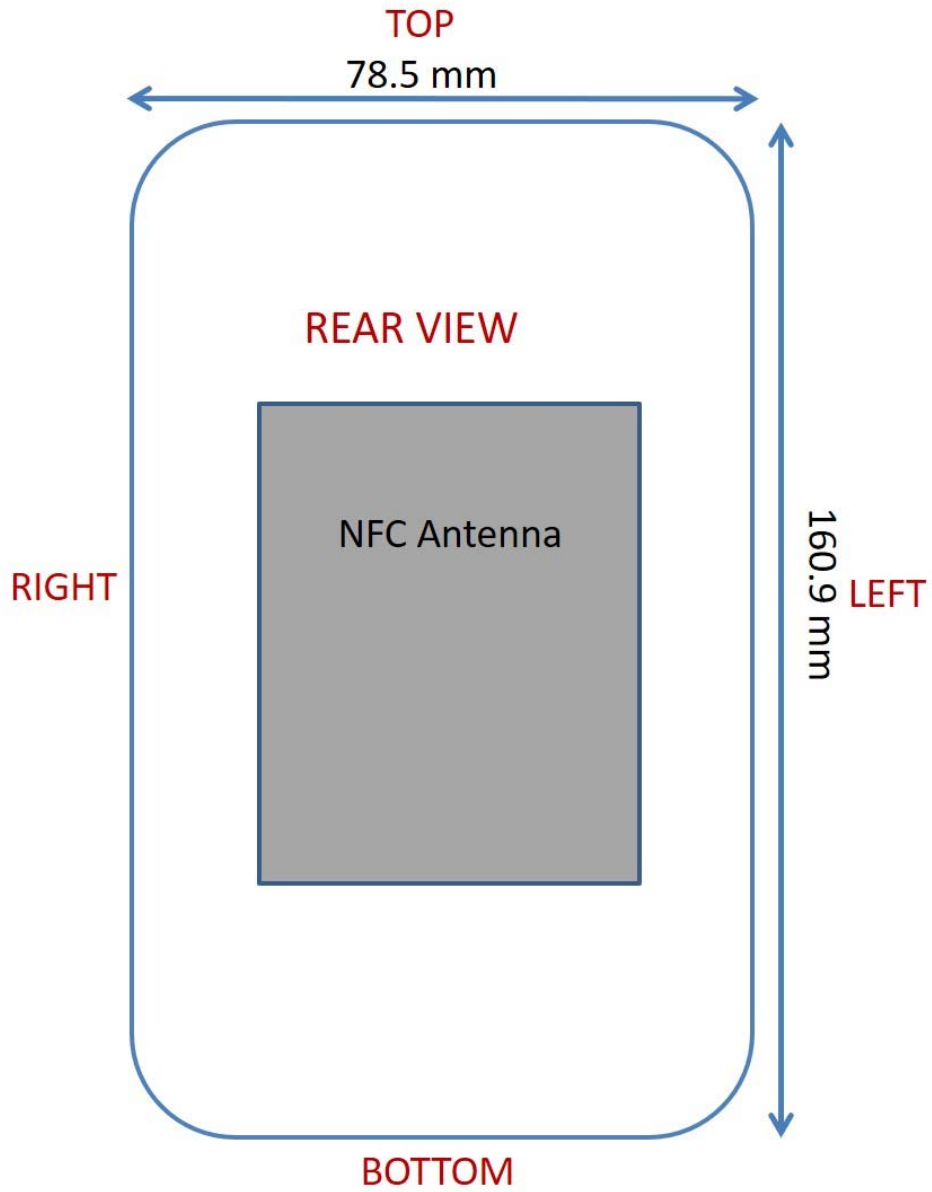






Figure F-2
NFC Antenna Locations



FCC ID ZNFQ720VS		SAR EVALUATION REPORT		Approved by: Quality Manager
Test Dates: 05/20/19 - 06/03/19	DUT Type: Portable Handset	APPENDIX F: Page 3 of 11		




SAR Test Setup Photo 1 – Right Cheek




SAR Test Setup Photo 2 – Right Tilt



FCC ID ZNFQ720VS	 <small>PROFESSIONAL LABORATORY, INC.</small>	SAR EVALUATION REPORT		Approved by: Quality Manager
Test Dates: 05/20/19 - 06/03/19	DUT Type: Portable Handset			APPENDIX F: Page 4 of 11




SAR Test Setup Photo 3 – Left Cheek




SAR Test Setup Photo 4 – Left Tilt



FCC ID ZNFQ720VS		SAR EVALUATION REPORT		Approved by: Quality Manager
Test Dates: 05/20/19 - 06/03/19	DUT Type: Portable Handset	APPENDIX F: Page 5 of 11		




SAR Test Setup Photo 5 – Back Side at 1.0cm



SAR Test Setup Photo 6 – Back Side at 0.0cm



FCC ID ZNFQ720VS		SAR EVALUATION REPORT		Approved by: Quality Manager
Test Dates: 05/20/19 - 06/03/19	DUT Type: Portable Handset	APPENDIX F: Page 6 of 11		




SAR Test Setup Photo 7 – Front Side at 1.0cm




SAR Test Setup Photo 8 – Front Side at 0.0cm



FCC ID ZNFQ720VS	 <small>PROFESSIONAL LABORATORY, INC.</small>	SAR EVALUATION REPORT		Approved by: Quality Manager
Test Dates: 05/20/19 - 06/03/19	DUT Type: Portable Handset	APPENDIX F: Page 7 of 11		



SAR Test Setup Photo 9 – Top Edge at 1.0cm



SAR Test Setup Photo 10 – Top Edge at 0.0cm



FCC ID ZNFQ720VS		SAR EVALUATION REPORT		Approved by: Quality Manager
Test Dates: 05/20/19 - 06/03/19	DUT Type: Portable Handset	APPENDIX F: Page 8 of 11		




SAR Test Setup Photo 11 – Bottom Edge at 1.0cm




SAR Test Setup Photo 12 – Bottom Edge at 0.0cm



FCC ID ZNFQ720VS		SAR EVALUATION REPORT		Approved by: Quality Manager
Test Dates: 05/20/19 - 06/03/19	DUT Type: Portable Handset	APPENDIX F: Page 9 of 11		




SAR Test Setup Photo 13 – Right Edge at 1.0cm



SAR Test Setup Photo 14 – Left Edge at 1.0cm



FCC ID ZNFQ720VS		SAR EVALUATION REPORT		Approved by: Quality Manager
Test Dates: 05/20/19 - 06/03/19	DUT Type: Portable Handset	APPENDIX F: Page 10 of 11		



SAR Test Setup Photo 15 – Left Edge at 0.0cm



SAR Test Setup Photo 16 – Horizontal and Vertical Reference Lines

FCC ID ZNFQ720VS	 PCTEST <small>PROFESSIONAL LABORATORY, INC.</small>	SAR EVALUATION REPORT	 Approved by: Quality Manager
Test Dates: 05/20/19 - 06/03/19	DUT Type: Portable Handset		APPENDIX F: Page 11 of 11