

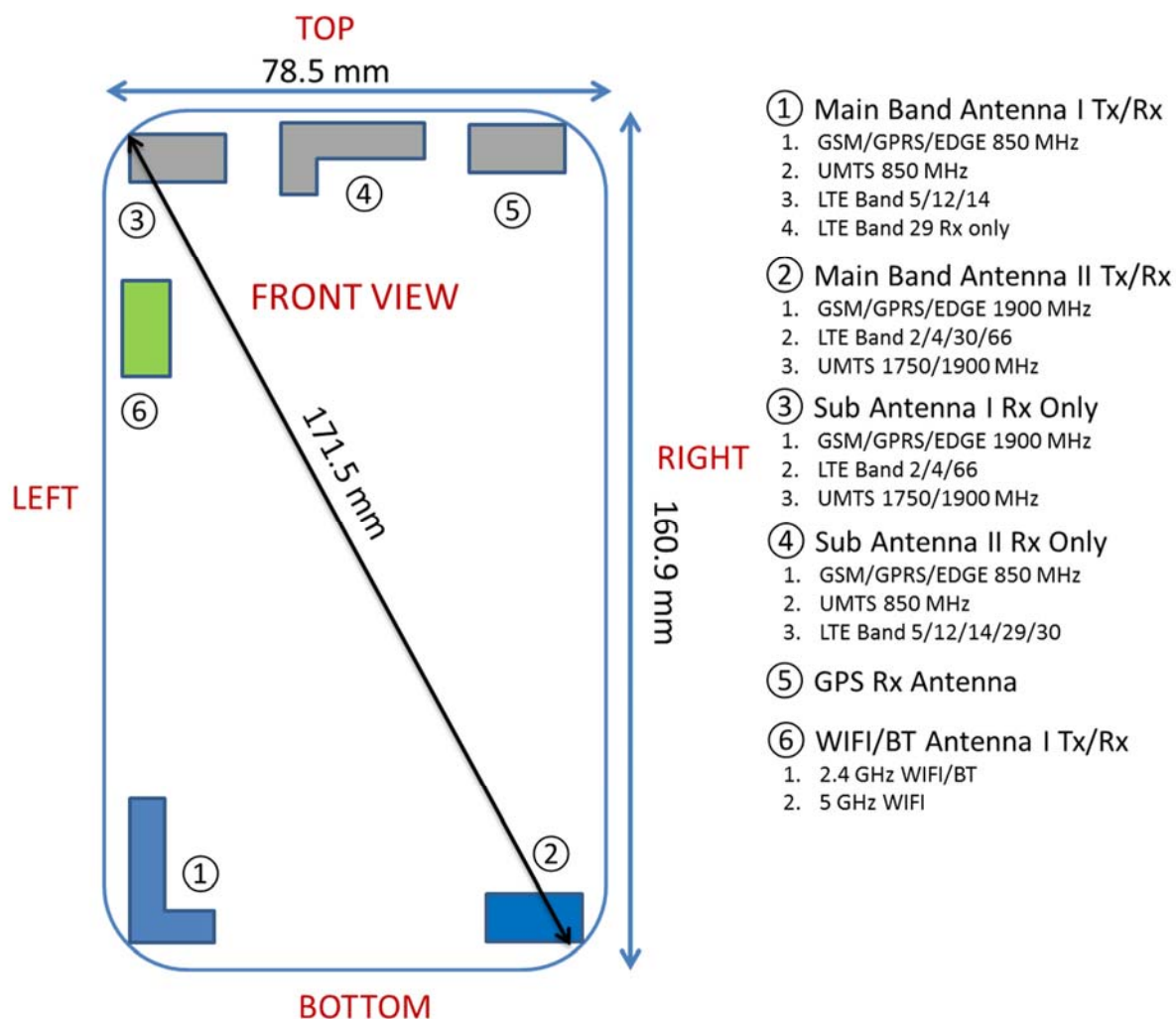


APPENDIX F: DUT ANTENNA DIAGRAM & SAR TEST SETUP PHOTOGRAPHS

FCC ID ZNFQ720CS		SAR EVALUATION REPORT		Approved by: Quality Manager
Test Dates: 04/01/19 - 05/01/19	DUT Type: Portable Handset	APPENDIX F: Page 1 of 13		




Note: Exact antenna dimensions and separation distances are shown in the Technical Descriptions in the FCC Filing.

**Figure F-1
DUT Antenna Locations**



FCC ID ZNFQ720CS		SAR EVALUATION REPORT		Approved by: Quality Manager
Test Dates: 04/01/19 - 05/01/19	DUT Type: Portable Handset			APPENDIX F: Page 2 of 13




SAR Test Setup Photo 1 – Right Cheek




SAR Test Setup Photo 2 – Right Tilt



FCC ID ZNFQ720CS		SAR EVALUATION REPORT		Approved by: Quality Manager
Test Dates: 04/01/19 - 05/01/19	DUT Type: Portable Handset	APPENDIX F: Page 3 of 13		



SAR Test Setup Photo 3 – Left Cheek



SAR Test Setup Photo 4 – Left Tilt



FCC ID ZNFQ720CS		SAR EVALUATION REPORT		Approved by: Quality Manager
Test Dates: 04/01/19 - 05/01/19	DUT Type: Portable Handset	APPENDIX F: Page 4 of 13		




SAR Test Setup Photo 5 – Back Side at 10 mm




SAR Test Setup Photo 6 – Front Side at 10 mm



FCC ID ZNFQ720CS		SAR EVALUATION REPORT		Approved by: Quality Manager
Test Dates: 04/01/19 - 05/01/19	DUT Type: Portable Handset	APPENDIX F: Page 5 of 13		



SAR Test Setup Photo 7 –Top Edge at 10 mm




SAR Test Setup Photo 8 – Bottom Edge at 10 mm



FCC ID ZNFQ720CS		SAR EVALUATION REPORT		Approved by: Quality Manager
Test Dates: 04/01/19 - 05/01/19	DUT Type: Portable Handset			APPENDIX F: Page 6 of 13



SAR Test Setup Photo 9 – Right Edge at 10 mm



SAR Test Setup Photo 10 – Left Edge at 10 mm



FCC ID ZNFQ720CS		SAR EVALUATION REPORT		Approved by: Quality Manager
Test Dates: 04/01/19 - 05/01/19	DUT Type: Portable Handset			APPENDIX F: Page 7 of 13



SAR Test Setup Photo 11 – Back Side at 1 mm



SAR Test Setup Photo 12 – Back Side at 0 mm



FCC ID ZNFQ720CS		SAR EVALUATION REPORT		Approved by: Quality Manager
Test Dates: 04/01/19 - 05/01/19	DUT Type: Portable Handset			APPENDIX F: Page 8 of 13




SAR Test Setup Photo 13 – Front Side at 1 mm



SAR Test Setup Photo 14 – Front Side at 0 mm



FCC ID ZNFQ720CS		SAR EVALUATION REPORT		Approved by: Quality Manager
Test Dates: 04/01/19 - 05/01/19	DUT Type: Portable Handset			APPENDIX F: Page 9 of 13




SAR Test Setup Photo 15 – Top Edge at 0 mm



SAR Test Setup Photo 16 – Bottom Edge at 3 mm



FCC ID ZNFQ720CS		SAR EVALUATION REPORT		Approved by: Quality Manager
Test Dates: 04/01/19 - 05/01/19	DUT Type: Portable Handset	APPENDIX F: Page 10 of 13		




SAR Test Setup Photo 17 – Bottom Edge at 0 mm





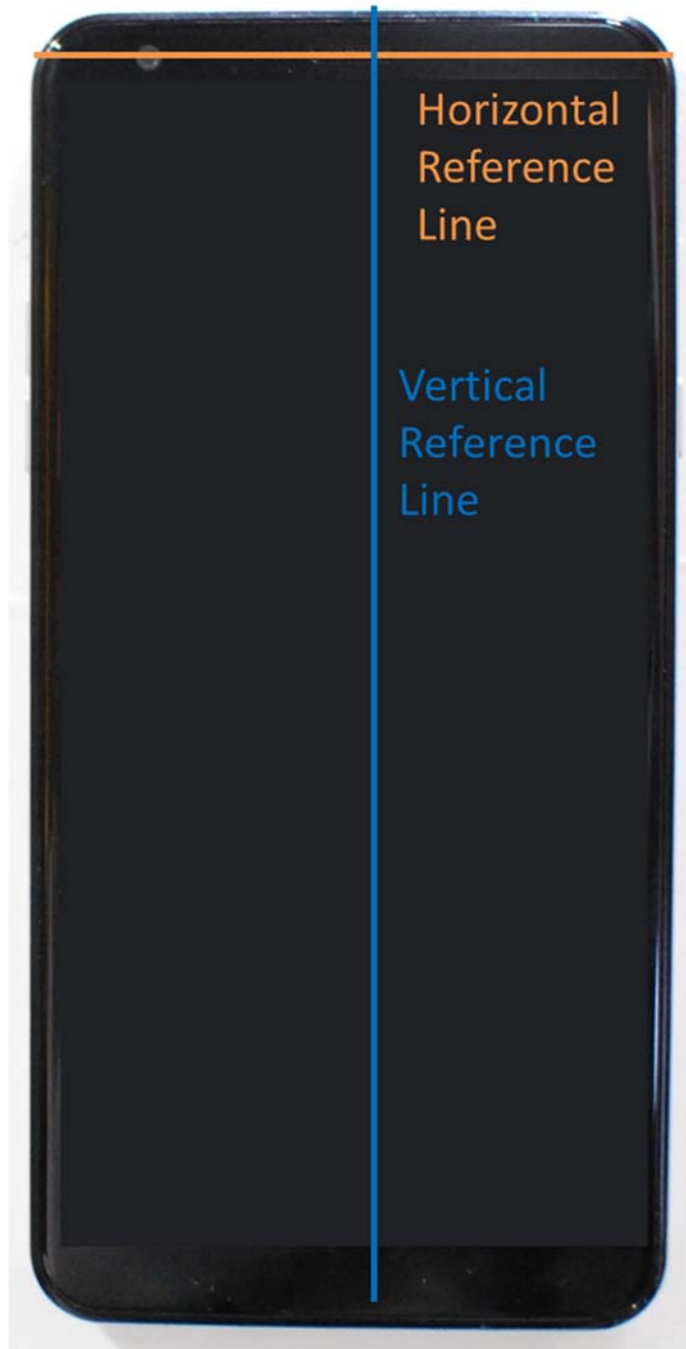
SAR Test Setup Photo 18 – Right Edge at 0 mm

FCC ID ZNFQ720CS		SAR EVALUATION REPORT		Approved by: Quality Manager
Test Dates: 04/01/19 - 05/01/19	DUT Type: Portable Handset	APPENDIX F: Page 11 of 13		





SAR Test Setup Photo 19 – Left Edge at 0 mm

FCC ID ZNFQ720CS		SAR EVALUATION REPORT		Approved by: Quality Manager
Test Dates: 04/01/19 - 05/01/19	DUT Type: Portable Handset	APPENDIX F: Page 12 of 13		



SAR Test Setup Photo 20 – Reference Lines

FCC ID ZNFQ720CS		SAR EVALUATION REPORT		Approved by: Quality Manager
Test Dates: 04/01/19 - 05/01/19	DUT Type: Portable Handset			APPENDIX F: Page 13 of 13