



MEASUREMENT REPORT
LTE

Applicant Name:
LG Electronics MobileComm U.S.A
1000 Sylvan Avenue
Englewood Cliffs, NJ 07632
United States

Date of Testing:
1/29/2018-3/30/2018
Test Site/Location:
PCTEST Lab. Columbia, MD, USA
Test Report Serial No.:
1M1803050033-03-R1.ZNF


FCC ID:	ZNFQ710TS
APPLICANT:	LG Electronics MobileComm U.S.A

Application Type: Certification
Model: LM-Q710TS
Additional Model(s): LMQ710TS, Q710TS, LM-Q710MS, LMQ710MS, Q710MS
EUT Type: Portable Handset
FCC Classification: PCS Licensed Transmitter Held to Ear (PCE)
FCC Rule Part(s): 22, 24, & 27
Test Procedure(s): ANSI C63.26-2015, ANSI/TIA-603-E-2016, KDB 971168 D01 v03

This equipment has been shown to be capable of compliance with the applicable technical standards as indicated in the measurement report and was tested in accordance with the measurement procedures specified in §2.947. Test results reported herein relate only to the item(s) tested.

This revised Test Report (S/N: 1M1803050033-03-R1.ZNF) supersedes and replaces the previously issued test report (S/N: 1M1803050033-03.ZNF) on the same subject device for the same type of testing as indicated. Please discard or destroy the previously issued test report(s) and dispose of it accordingly.

I attest to the accuracy of data. All measurements reported herein were performed by me or were made under my supervision and are correct to the best of my knowledge and belief. I assume full responsibility for the completeness of these measurements and vouch for the qualifications of all persons taking them.


Randy Ortanez
President

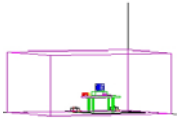


FCC ID: ZNFQ710TS		MEASUREMENT REPORT (CERTIFICATION)		Approved by: Quality Manager
Test Report S/N: 1M1803050033-03-R1.ZNF	Test Dates: 1/29/2018-3/30/2018	EUT Type: Portable Handset	Page 1 of 225	

TABLE OF CONTENTS

1.0	INTRODUCTION	5
1.1	Scope	5
1.2	PCTEST Test Location	5
1.3	Test Facility / Accreditations	5
2.0	PRODUCT INFORMATION	6
2.1	Equipment Description	6
2.2	Device Capabilities	6
2.3	Test Configuration	6
2.4	EMI Suppression Device(s)/Modifications	6
3.0	DESCRIPTION OF TESTS	7
3.1	Measurement Procedure	7
3.2	Block C Frequency Range	7
3.3	Block A Frequency Range	7
3.4	Cellular - Base Frequency Blocks	7
3.5	Cellular - Mobile Frequency Blocks	7
3.6	PCS - Base Frequency Blocks	8
3.7	PCS - Mobile Frequency Blocks	8
3.8	AWS - Base Frequency Blocks	8
3.9	AWS - Mobile Frequency Blocks	9
3.10	BRS/EBS Frequency Block	9
3.11	Radiated Power and Radiated Spurious Emissions	10
4.0	MEASUREMENT UNCERTAINTY	11
5.0	TEST EQUIPMENT CALIBRATION DATA	12
6.0	SAMPLE CALCULATIONS	13
7.0	TEST RESULTS	14
7.1	Summary	14
7.2	Occupied Bandwidth	16
7.3	Spurious and Harmonic Emissions at Antenna Terminal	62
7.4	Band Edge Emissions at Antenna Terminal	95
7.5	Peak-Average Ratio	147
7.6	Radiated Power (ERP/EIRP)	187
7.7	Radiated Spurious Emissions Measurements	195
7.8	Frequency Stability / Temperature Variation	210
8.0	CONCLUSION	225

FCC ID: ZNFQ710TS		MEASUREMENT REPORT (CERTIFICATION)		Approved by: Quality Manager
Test Report S/N: 1M1803050033-03-R1.ZNF	Test Dates: 1/29/2018-3/30/2018	EUT Type: Portable Handset	Page 2 of 225	



MEASUREMENT REPORT

FCC Part 22, 24, & 27



Mode	FCC Rule Part	Tx Frequency (MHz)	ERP		EIRP		Emission Designator	Modulation
			Max. Power (W)	Max. Power (dBm)	Max. Power (W)	Max. Power (dBm)		
LTE Band 71	27	665.5 - 695.5	0.060	17.75			4M52G7D	QPSK
LTE Band 71	27	665.5 - 695.5	0.058	17.62			4M49W7D	16QAM
LTE Band 71	27	665.5 - 695.5	0.048	16.84			4M53W7D	64QAM
LTE Band 71	27	672 - 693	0.065	18.12			8M99G7D	QPSK
LTE Band 71	27	672 - 693	0.064	18.04			9M00W7D	16QAM
LTE Band 71	27	672 - 693	0.049	16.92			9M03W7D	64QAM
LTE Band 71	27	670.5 - 690.5	0.063	18.02			13M5G7D	QPSK
LTE Band 71	27	670.5 - 690.5	0.060	17.76			13M5W7D	16QAM
LTE Band 71	27	670.5 - 690.5	0.048	16.83			13M5W7D	64QAM
LTE Band 71	27	673 - 688	0.057	17.54			18M0G7D	QPSK
LTE Band 71	27	673 - 688	0.063	17.99			17M9W7D	16QAM
LTE Band 71	27	673 - 688	0.051	17.07			18M0W7D	64QAM
LTE Band 12	27	699.7 - 715.3	0.068	18.30	0.111	20.45	1M10G7D	QPSK
LTE Band 12	27	699.7 - 715.3	0.058	17.62	0.095	19.77	1M11W7D	16QAM
LTE Band 12	27	699.7 - 715.3	0.023	13.61	0.038	15.76	1M10W7D	64QAM
LTE Band 12	27	700.5 - 714.5	0.064	18.10	0.106	20.25	2M71G7D	QPSK
LTE Band 12	27	700.5 - 714.5	0.059	17.74	0.097	19.89	2M71W7D	16QAM
LTE Band 12	27	700.5 - 714.5	0.046	16.64	0.076	18.79	2M70W7D	64QAM
LTE Band 12	27	701.5 - 713.5	0.070	18.43	0.114	20.58	4M50G7D	QPSK
LTE Band 12	27	701.5 - 713.5	0.063	17.96	0.103	20.11	4M52W7D	16QAM
LTE Band 12	27	701.5 - 713.5	0.051	17.06	0.083	19.21	4M50W7D	64QAM
LTE Band 12	27	704 - 711	0.076	18.78	0.124	20.93	9M00G7D	QPSK
LTE Band 12	27	704 - 711	0.063	17.96	0.103	20.11	8M96W7D	16QAM
LTE Band 12	27	704 - 711	0.051	17.05	0.083	19.20	8M99W7D	64QAM
LTE Band 13	27	779.5 - 784.5	0.080	19.05	0.132	21.20	4M52G7D	QPSK
LTE Band 13	27	779.5 - 784.5	0.080	19.01	0.131	21.16	4M51W7D	16QAM
LTE Band 13	27	779.5 - 784.5	0.059	17.73	0.097	19.88	4M53W7D	64QAM
LTE Band 13	27	782	0.085	19.28	0.139	21.43	9M01G7D	QPSK
LTE Band 13	27	782	0.069	18.42	0.114	20.57	8M99W7D	16QAM
LTE Band 13	27	782	0.056	17.52	0.093	19.67	9M00W7D	64QAM
LTE Band 5	22H	824.7 - 848.3	0.058	17.61	0.095	19.76	1M09G7D	QPSK
LTE Band 5	22H	824.7 - 848.3	0.056	17.45	0.091	19.60	1M09W7D	16QAM
LTE Band 5	22H	824.7 - 848.3	0.042	16.24	0.069	18.39	1M09W7D	64QAM
LTE Band 5	22H	825.5 - 847.5	0.057	17.57	0.094	19.72	2M71G7D	QPSK
LTE Band 5	22H	825.5 - 847.5	0.051	17.11	0.084	19.26	2M71W7D	16QAM
LTE Band 5	22H	825.5 - 847.5	0.042	16.27	0.070	18.42	2M71W7D	64QAM
LTE Band 5	22H	826.5 - 846.5	0.058	17.62	0.095	19.77	4M52G7D	QPSK
LTE Band 5	22H	826.5 - 846.5	0.051	17.05	0.083	19.20	4M52W7D	16QAM
LTE Band 5	22H	826.5 - 846.5	0.039	15.93	0.064	18.08	4M52W7D	64QAM
LTE Band 5	22H	829 - 844	0.063	17.98	0.103	20.13	8M98G7D	QPSK
LTE Band 5	22H	829 - 844	0.053	17.24	0.087	19.39	9M02W7D	16QAM
LTE Band 5	22H	829 - 844	0.042	16.21	0.069	18.36	8M99W7D	64QAM

EUT Overview (<1GHz)

FCC ID: ZNFQ710TS	 MEASUREMENT REPORT (CERTIFICATION) 		Approved by: Quality Manager
Test Report S/N: 1M1803050033-03-R1.ZNF	Test Dates: 1/29/2018-3/30/2018	EUT Type: Portable Handset	Page 3 of 225

Mode	FCC Rule Part	Tx Frequency (MHz)	EIRP		Emission Designator	Modulation
			Max. Power (W)	Max. Power (dBm)		
LTE Band 4/66	27	1710.7 - 1779.3	0.232	23.66	1M10G7D	QPSK
LTE Band 4/66	27	1710.7 - 1779.3	0.196	22.93	1M10W7D	16QAM
LTE Band 4/66	27	1710.7 - 1779.3	0.151	21.80	1M10W7D	64QAM
LTE Band 4/66	27	1711.5 - 1778.5	0.248	23.95	2M71G7D	QPSK
LTE Band 4/66	27	1711.5 - 1778.5	0.207	23.16	2M71W7D	16QAM
LTE Band 4/66	27	1711.5 - 1778.5	0.166	22.21	2M71W7D	64QAM
LTE Band 4/66	27	1712.5 - 1777.5	0.234	23.69	4M52G7D	QPSK
LTE Band 4/66	27	1712.5 - 1777.5	0.197	22.94	4M51W7D	16QAM
LTE Band 4/66	27	1712.5 - 1777.5	0.151	21.80	4M52W7D	64QAM
LTE Band 4/66	27	1715 - 1775	0.255	24.07	9M01G7D	QPSK
LTE Band 4/66	27	1715 - 1775	0.202	23.06	9M05W7D	16QAM
LTE Band 4/66	27	1715 - 1775	0.179	22.52	8M97W7D	64QAM
LTE Band 4/66	27	1717.5 - 1772.5	0.234	23.69	13M5G7D	QPSK
LTE Band 4/66	27	1717.5 - 1772.5	0.178	22.50	13M5W7D	16QAM
LTE Band 4/66	27	1717.5 - 1772.5	0.134	21.26	13M5W7D	64QAM
LTE Band 4/66	27	1720 - 1770	0.234	23.69	18M0G7D	QPSK
LTE Band 4/66	27	1720 - 1770	0.189	22.75	18M0W7D	16QAM
LTE Band 4/66	27	1720 - 1770	0.143	21.56	18M0W7D	64QAM
LTE Band 2	24E	1850.7 - 1909.3	0.319	25.04	1M10G7D	QPSK
LTE Band 2	24E	1850.7 - 1909.3	0.271	24.33	1M10W7D	16QAM
LTE Band 2	24E	1850.7 - 1909.3	0.209	23.20	1M10W7D	64QAM
LTE Band 2	24E	1851.5 - 1908.5	0.328	25.16	2M71G7D	QPSK
LTE Band 2	24E	1851.5 - 1908.5	0.267	24.27	2M71W7D	16QAM
LTE Band 2	24E	1851.5 - 1908.5	0.243	23.86	2M71W7D	64QAM
LTE Band 2	24E	1852.5 - 1907.5	0.325	25.11	4M52G7D	QPSK
LTE Band 2	24E	1852.5 - 1907.5	0.278	24.43	4M53W7D	16QAM
LTE Band 2	24E	1852.5 - 1907.5	0.238	23.77	4M51W7D	64QAM
LTE Band 2	24E	1855 - 1905	0.359	25.56	9M03G7D	QPSK
LTE Band 2	24E	1855 - 1905	0.307	24.87	9M00W7D	16QAM
LTE Band 2	24E	1855 - 1905	0.254	24.05	9M01W7D	64QAM
LTE Band 2	24E	1857.5 - 1902.5	0.350	25.44	13M5G7D	QPSK
LTE Band 2	24E	1857.5 - 1902.5	0.278	24.44	13M5W7D	16QAM
LTE Band 2	24E	1857.5 - 1902.5	0.227	23.56	13M5W7D	64QAM
LTE Band 2	24E	1860 - 1900	0.337	25.27	17M9G7D	QPSK
LTE Band 2	24E	1860 - 1900	0.276	24.40	18M0W7D	16QAM
LTE Band 2	24E	1860 - 1900	0.242	23.84	18M0W7D	64QAM
LTE Band 41	27	2498.5 - 2687.5	0.099	19.96	4M55G7D	QPSK
LTE Band 41	27	2498.5 - 2687.5	0.070	18.42	4M52W7D	16QAM
LTE Band 41	27	2498.5 - 2687.5	0.059	17.67	4M50W7D	64QAM
LTE Band 41	27	2501 - 2685	0.197	22.95	8M99G7D	QPSK
LTE Band 41	27	2501 - 2685	0.160	22.03	8M98W7D	16QAM
LTE Band 41	27	2501 - 2685	0.125	20.96	8M97W7D	64QAM
LTE Band 41	27	2503.5 - 2682.5	0.200	23.01	13M5G7D	QPSK
LTE Band 41	27	2503.5 - 2682.5	0.159	22.02	13M5W7D	16QAM
LTE Band 41	27	2503.5 - 2682.5	0.128	21.06	13M5W7D	64QAM
LTE Band 41	27	2506 - 2680	0.212	23.27	18M0G7D	QPSK
LTE Band 41	27	2506 - 2680	0.170	22.31	17M9W7D	16QAM
LTE Band 41	27	2506 - 2680	0.124	20.93	18M0W7D	64QAM

EUT Overview (>1GHz)

FCC ID: ZNFQ710TS		MEASUREMENT REPORT (CERTIFICATION)		Approved by: Quality Manager
Test Report S/N: 1M1803050033-03-R1.ZNF	Test Dates: 1/29/2018-3/30/2018	EUT Type: Portable Handset	Page 4 of 225	

1.0 INTRODUCTION

1.1 Scope

Measurement and determination of electromagnetic emissions (EMC) of radio frequency devices including intentional and/or unintentional radiators for compliance with the technical rules and regulations of the Federal Communications Commission and the Innovation, Science and Economic Development Canada.

1.2 PCTEST Test Location

These measurement tests were conducted at the PCTEST Engineering Laboratory, Inc. facility located at 7185 Oakland Mills Road, Columbia, MD 21046. The measurement facility is compliant with the test site requirements specified in ANSI C63.4-2014.

1.3 Test Facility / Accreditations

Measurements were performed at PCTEST Engineering Lab located in Columbia, MD 21046, U.S.A.

- PCTEST is an ISO 17025-2005 accredited test facility under the American Association for Laboratory Accreditation (A2LA) with Certificate number 2041.01 for Specific Absorption Rate (SAR), Hearing Aid Compatibility (HAC) testing, where applicable, and Electromagnetic Compatibility (EMC) testing for FCC and Innovation, Science, and Economic Development Canada rules.
- PCTEST TCB is a Telecommunication Certification Body (TCB) accredited to ISO/IEC 17065-2012 by A2LA (Certificate number 2041.03) in all scopes of FCC Rules and ISED Standards (RSS).
- PCTEST facility is a registered (2451B) test laboratory with the site description on file with ISED.

FCC ID: ZNFQ710TS		MEASUREMENT REPORT (CERTIFICATION)		Approved by: Quality Manager
Test Report S/N: 1M1803050033-03-R1.ZNF	Test Dates: 1/29/2018-3/30/2018	EUT Type: Portable Handset	Page 5 of 225	

2.0 PRODUCT INFORMATION

2.1 Equipment Description

The Equipment Under Test (EUT) is the **LG Portable Handset FCC ID: ZNFQ710TS**. The test data contained in this report pertains only to the emissions due to the EUT's LTE function.

Test Device Serial No.: 00735, 05775, 05734, 05841

2.2 Device Capabilities

This device contains the following capabilities:

850/1900 GPRS/EDGE, 850/1700/1900 WCDMA, Multi-band LTE, 802.11b/g/n WLAN, 802.11a/n/ac UNII, Bluetooth (1x, EDR, LE), NFC

LTE Band 66 (1710 - 1780 MHz) overlaps the entire frequency range of LTE Band 4 (1710 - 1755 MHz). Therefore, test data provided in this report covers Band 4 as well as Band 66.

2.3 Test Configuration

The EUT was tested per the guidance of ANSI/TIA-603-E-2016 and KDB 971168 D01 v03. See Section 7.0 of this test report for a description of the radiated and antenna port conducted emissions tests.

2.4 EMI Suppression Device(s)/Modifications

No EMI suppression device(s) were added and no modifications were made during testing.

FCC ID: ZNFQ710TS	 MEASUREMENT REPORT (CERTIFICATION)		Approved by: Quality Manager
Test Report S/N: 1M1803050033-03-R1.ZNF	Test Dates: 1/29/2018-3/30/2018	EUT Type: Portable Handset	Page 6 of 225

3.0 DESCRIPTION OF TESTS

3.1 Measurement Procedure

The measurement procedures described in the document titled “Land Mobile FM or PM – Communications Equipment – Measurements and Performance Standards” (ANSI/TIA-603-E-2016) and “Procedures for Compliance Measurement of the Fundamental Emission Power of Licensed Wideband (> 1 MHz) Digital Transmission Systems” (KDB 971168 D01 v03) were used in the measurement of the EUT.

3.2 Block C Frequency Range

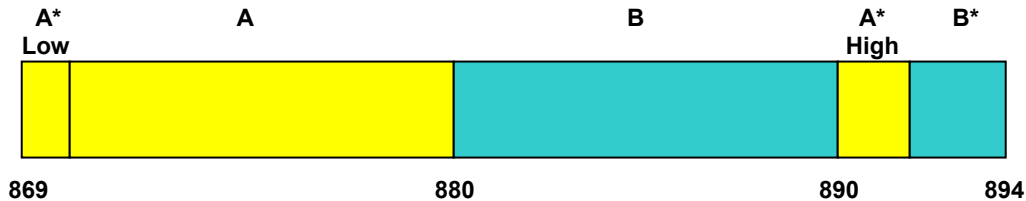
Two paired channels of 11 megahertz each are available for assignment in Block C in the 746-757 MHz and 776-787 MHz bands. In the event that no licenses for two channels in this Block C are assigned based on the results of the first auction in which such licenses were offered because the auction results do not satisfy the applicable reserve price, the spectrum in the 746-757 MHz and 776-787 MHz bands will instead be made available for assignment at a subsequent auction as follows: (i) Two paired channels of 6 megahertz each available for assignment in Block C1 in the 746-752 MHz and 776-782 MHz bands. (ii) Two paired channels of 5 megahertz each available for assignment in Block C2 in the 752-757 MHz and 782-787 MHz bands.

3.3 Block A Frequency Range

698-746 MHz band. The following frequencies are available for licensing pursuant to this part in the 698-746 MHz band: (1) Three paired channel blocks of 12 megahertz each are available for assignment as follows:

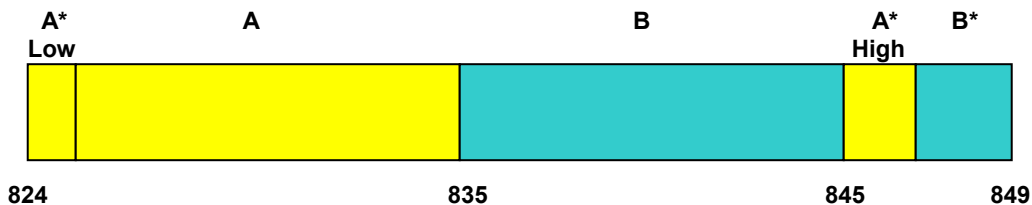
Block A: 698-704 MHz and 728-734 MHz;
 Block B: 704-710 MHz and 734-740 MHz; and
 Block C: 710-716 MHz and 740-746 MHz.

3.4 Cellular - Base Frequency Blocks



BLOCK 1: 869 – 880 MHz (A* Low + A) **BLOCK 3:** 890 – 891.5 MHz (A* High)
BLOCK 2: 880 – 890 MHz (B) **BLOCK 4:** 891.5 – 894 MHz (B*)

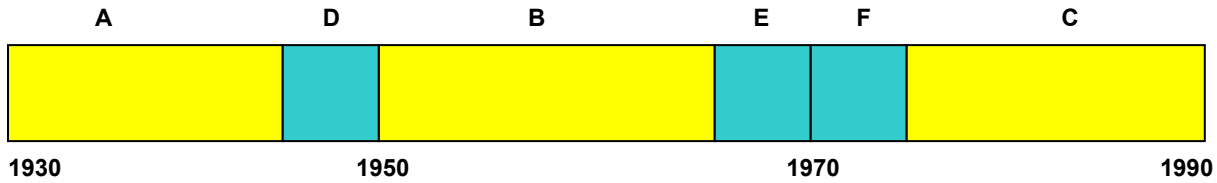
3.5 Cellular - Mobile Frequency Blocks



BLOCK 1: 824 – 835 MHz (A* Low + A) **BLOCK 3:** 845 – 846.5 MHz (A* High)
BLOCK 2: 835 – 845 MHz (B) **BLOCK 4:** 846.5 – 849 MHz (B*)

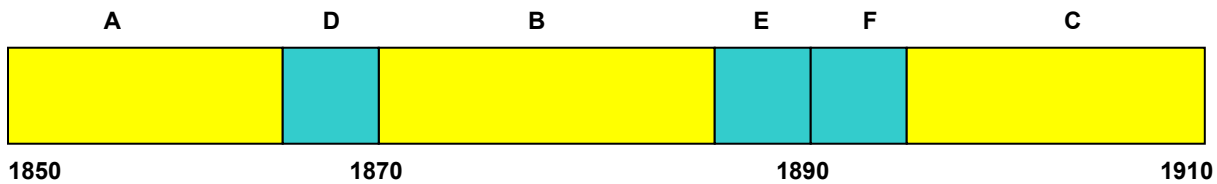
FCC ID: ZNFQ710TS		MEASUREMENT REPORT (CERTIFICATION)		Approved by: Quality Manager
Test Report S/N: 1M1803050033-03-R1.ZNF	Test Dates: 1/29/2018-3/30/2018	EUT Type: Portable Handset		Page 7 of 225

3.6 PCS - Base Frequency Blocks



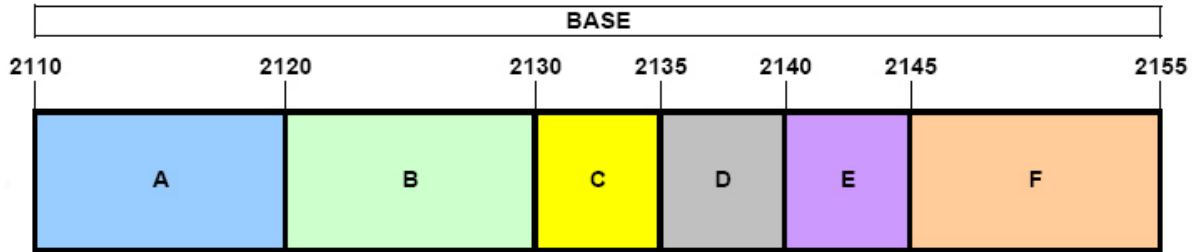
- BLOCK 1: 1930 – 1945 MHz (A)
- BLOCK 2: 1945 – 1950 MHz (D)
- BLOCK 3: 1950 – 1965 MHz (B)
- BLOCK 4: 1965 – 1970 MHz (E)
- BLOCK 5: 1970 – 1975 MHz (F)
- BLOCK 6: 1975 – 1990 MHz (C)

3.7 PCS - Mobile Frequency Blocks



- BLOCK 1: 1850 – 1865 MHz (A)
- BLOCK 2: 1865 – 1870 MHz (D)
- BLOCK 3: 1870 – 1885 MHz (B)
- BLOCK 4: 1885 – 1890 MHz (E)
- BLOCK 5: 1890 – 1895 MHz (F)
- BLOCK 6: 1895 – 1910 MHz (C)

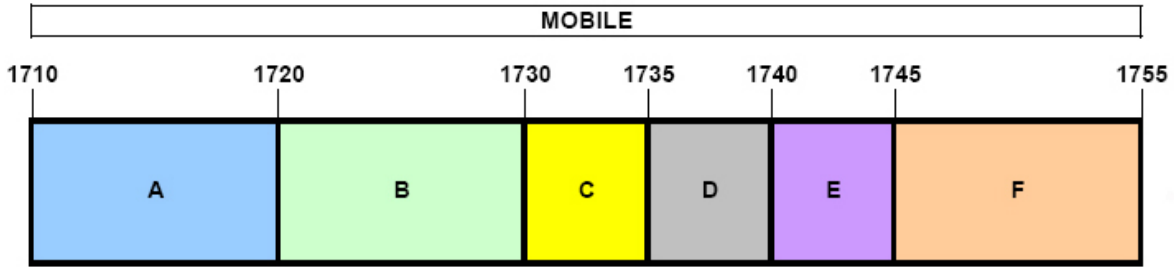
3.8 AWS - Base Frequency Blocks



- BLOCK 1: 2110 – 2120 MHz (A)
- BLOCK 2: 2120 – 2130 MHz (B)
- BLOCK 3: 2130 – 2135 MHz (C)
- BLOCK 4: 2135 – 2140 MHz (D)
- BLOCK 5: 2140 – 2145 MHz (E)
- BLOCK 6: 2145 – 2155 MHz (F)

FCC ID: ZNFQ710TS	 MEASUREMENT REPORT (CERTIFICATION)		Approved by: Quality Manager
Test Report S/N: 1M1803050033-03-R1.ZNF	Test Dates: 1/29/2018-3/30/2018	EUT Type: Portable Handset	Page 8 of 225

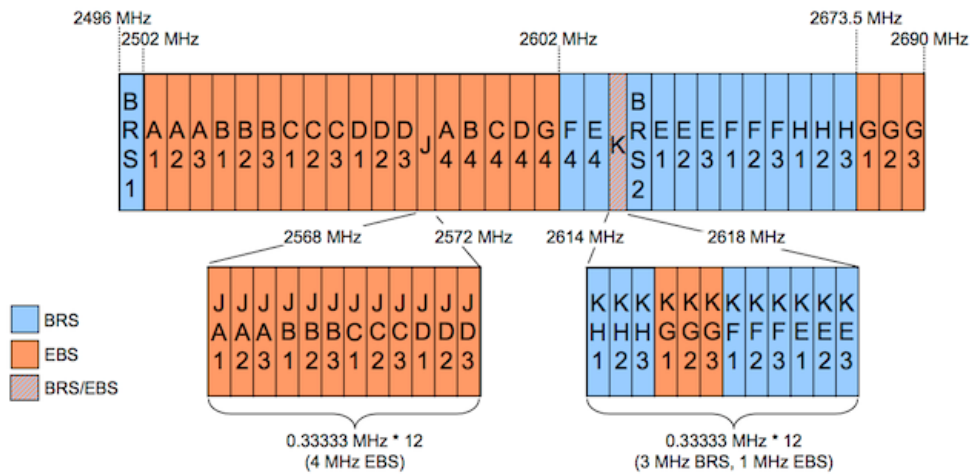
3.9 AWS - Mobile Frequency Blocks



BLOCK 1: 1710 – 1720 MHz (A)
 BLOCK 2: 1720 – 1730 MHz (B)
 BLOCK 3: 1730 – 1735 MHz (C)

BLOCK 4: 1735 – 1740 MHz (D)
 BLOCK 5: 1740 – 1745 MHz (E)
 BLOCK 6: 1745 – 1755 MHz (F)

3.10 BRS/EBS Frequency Block



FCC ID: ZNFQ710TS		MEASUREMENT REPORT (CERTIFICATION)		Approved by: Quality Manager
Test Report S/N: 1M1803050033-03-R1.ZNF	Test Dates: 1/29/2018-3/30/2018	EUT Type: Portable Handset	Page 9 of 225	

3.11 Radiated Power and Radiated Spurious Emissions

The radiated test facilities consisted of an indoor 3 meter semi-anechoic chamber used for final measurements and exploratory measurements, when necessary. The measurement area is contained within the semi-anechoic chamber which is shielded from any ambient interference. The test site inside the chamber is a 6m x 5.2m elliptical, obstruction-free area in accordance with Figure 5.7 of Clause 5 in ANSI C63.4-2014. Absorbers are arranged on the floor between the turn table and the antenna mast in such a way so as to maximize the reduction of reflections for measurements above 1GHz. For measurements below 1GHz, the absorbers are removed. A raised turntable is used for radiated measurement. The turn table is a continuously rotatable, remote-controlled, metallic turntable and 2 meters (6.56 ft.) in diameter. The turn table is flush with the raised floor of the chamber in order to maintain its function as a ground plane. An 80cm tall test table made of Styrodur is placed on top of the turn table. A Styrodur pedestal is placed on top of the test table to bring the total table height to 1.5m.

The equipment under test was transmitting while connected to its integral antenna and is placed on a turntable 3 meters from the receive antenna. The receive antenna height is adjusted between 1 and 4 meter height, the turntable is rotated through 360 degrees, and the EUT is manipulated through all orthogonal planes representative of its typical use to achieve the highest reading on the receive spectrum analyzer. Radiated power levels are also investigated with the receive antenna horizontally and vertically polarized. The maximized power level is recorded using the spectrum analyzer “Channel Power” function with the integration band set to the emissions’ occupied bandwidth, a RMS detector, RBW = 100kHz, VBW = 300kHz, and a 1 second sweep time over a minimum of 10 sweeps, per the guidelines of KDB 971168 D01 v03.

Per the guidance of ANSI/TIA-603-E-2016, a half-wave dipole is then substituted in place of the EUT. For emissions above 1GHz, a horn antenna is substituted in place of the EUT. The substitute antenna is driven by a signal generator with the level of the signal generator being adjusted to obtain the same receive spectrum analyzer level previously recorded from the spurious emission from the EUT. The power of the emission is calculated using the following formula:

$$P_d [dBm] = P_g [dBm] - \text{cable loss} [dB] + \text{antenna gain} [dBd/dBi]$$

Where, P_d is the dipole equivalent power, P_g is the generator output into the substitution antenna, and the antenna gain is the gain of the substitute antenna used relative to either a half-wave dipole (dBd) or an isotropic source (dBi). The substitute level is equal to $P_g [dBm] - \text{cable loss} [dB]$.

The calculated P_d levels are then compared to the absolute spurious emission limit of -13dBm which is equivalent to the required minimum attenuation of $43 + 10\log_{10}(\text{Power} [Watts])$. For Band 41, the calculated P_d levels are compared to the absolute spurious emission limit of -25dBm which is equivalent to the required minimum attenuation of $55 + 10\log_{10}(\text{Power} [Watts])$.

FCC ID: ZNFQ710TS	 MEASUREMENT REPORT (CERTIFICATION) 		Approved by: Quality Manager
Test Report S/N: 1M1803050033-03-R1-ZNF	Test Dates: 1/29/2018-3/30/2018	EUT Type: Portable Handset	Page 10 of 225

4.0 MEASUREMENT UNCERTAINTY

The measurement uncertainties shown below were calculated in accordance with the requirements of ANSI C63.4-2014. All measurement uncertainty values are shown with a coverage factor of $k = 2$ to indicate a 95% level of confidence. The measurement uncertainty shown below meets or exceeds the U_{CISPR} measurement uncertainty values specified in CISPR 16-4-2 and, thus, can be compared directly to specified limits to determine compliance.

Contribution	Expanded Uncertainty (\pm dB)
Conducted Bench Top Measurements	1.13
Radiated Disturbance (<1GHz)	4.98
Radiated Disturbance (>1GHz)	5.07
Radiated Disturbance (>18GHz)	5.09

FCC ID: ZNFQ710TS		MEASUREMENT REPORT (CERTIFICATION)		Approved by: Quality Manager
Test Report S/N: 1M1803050033-03-R1.ZNF	Test Dates: 1/29/2018-3/30/2018	EUT Type: Portable Handset	Page 11 of 225	

5.0 TEST EQUIPMENT CALIBRATION DATA

Test Equipment Calibration is traceable to the National Institute of Standards and Technology (NIST). Measurements antennas used during testing were calibrated in accordance to the requirements of ANSI C63.5-2017.

Manufacturer	Model	Description	Cal Date	Cal Interval	Cal Due	Serial Number
-	LTX3	Licensed Transmitter Cable Set	8/10/2017	Annual	8/10/2018	LTX3
-	RE1	Radiated Emissions Cable Set (UHF/EHF)	6/21/2017	Annual	6/21/2018	RE1
Agilent	N9030A	PXA Signal Analyzer (44GHz)	3/27/2017	Annual	3/27/2018	MY52350166
Anritsu	MT8820C	Radio Communication Analyzer	5/23/2017	Annual	5/23/2018	6201240328
Com-Power	AL-130	9kHz - 30MHz Loop Antenna	10/10/2017	Biennial	10/10/2019	121034
Emco	3115	Horn Antenna (1-18GHz)	3/10/2016	Biennial	3/10/2018	9704-5182
EMCO	3160-09	Small Horn (18 - 26.5GHz)	8/23/2016	Biennial	8/23/2018	135427
Espec	ESX-2CA	Environmental Chamber	4/11/2017	Annual	4/11/2018	17620
ETS Lindgren	3164-08	Quad Ridge Horn Antenna	4/26/2016	Biennial	4/26/2018	128337
ETS Lindgren	3117	1-18 GHz DRG Horn (Medium)	12/1/2016	Biennial	12/1/2018	125518
Mini Circuits	TVA-11-422	RF Power Amp	N/A			QA1317001
Mini Circuits	PWR-SEN-4GHS	USB Power Sensor	3/24/2017	Annual	3/24/2018	11401010036
Mini-Circuits	SSG-4000HP	Synthesized Signal Generator	N/A			11208010032
Rohde & Schwarz	SFUNIT-Rx	Shielded Filter Unit	7/3/2017	Annual	7/3/2018	102135
Rohde & Schwarz	SFUNIT-Rx	Shielded Filter Unit	7/3/2017	Annual	7/3/2018	102133
Rohde & Schwarz	TS-PR26	18-26.5 GHz Pre-Amplifier	5/11/2017	Annual	5/11/2018	100040
Rohde & Schwarz	CMW500	Radio Communication Tester	10/13/2017	Annual	10/13/2018	102060
Rohde & Schwarz	ESU40	EMI Test Receiver (40GHz)	7/31/2017	Annual	7/31/2018	100348
Rohde & Schwarz	ESU26	EMI Test Receiver (26.5GHz)	4/19/2017	Annual	4/19/2018	100342
Rohde & Schwarz	CMW500	Radio Communication Tester	5/4/2017	Annual	5/4/2018	112347
Rohde & Schwarz	SFUNIT-Rx	Shielded Filter Unit	7/3/2017	Annual	7/3/2018	102134
Seekonk	NC-100	Torque Wrench 5/16", 8" lbs	3/2/2016	Biennial	3/2/2018	N/A
Sunol	DRH-118	Horn Antenna (1-18GHz)	8/11/2017	Biennial	8/11/2019	A050307
Sunol	JB5	Bi-Log Antenna (30M - 5GHz)	3/14/2016	Biennial	3/14/2018	A051107

Table 5-1. Test Equipment

Notes:

1. Equipment with a calibration date of "N/A" shown in this list was not used to make direct calibrated measurements.

FCC ID: ZNFQ710TS	 MEASUREMENT REPORT (CERTIFICATION) 		Approved by: Quality Manager
Test Report S/N: 1M1803050033-03-R1.ZNF	Test Dates: 1/29/2018-3/30/2018	EUT Type: Portable Handset	Page 12 of 225

6.0 SAMPLE CALCULATIONS

Emission Designator

QPSK Modulation

Emission Designator = 8M62G7D

- LTE BW = 8.62 MHz
- G = Phase Modulation
- 7 = Quantized/Digital Info
- D = Data transmission, telemetry, telecommand

QAM Modulation

Emission Designator = 8M45W7D

- LTE BW = 8.45 MHz
- W = Amplitude/Angle Modulated
- 7 = Quantized/Digital Info
- D = Data transmission, telemetry, telecommand

Spurious Radiated Emission – LTE Band

Example: Middle Channel LTE Mode 2nd Harmonic (1564 MHz)

The average spectrum analyzer reading at 3 meters with the EUT on the turntable was -81.0 dBm. The gain of the substituted antenna is 8.1 dBi. The signal generator connected to the substituted antenna terminals is adjusted to produce a reading of -81.0 dBm on the spectrum analyzer. The loss of the cable between the signal generator and the terminals of the substituted antenna is 2.0 dB at 1564 MHz. So 6.1 dB is added to the signal generator reading of -30.9 dBm yielding -24.80 dBm. The fundamental EIRP was 25.501 dBm so this harmonic was 25.501 dBm - (-24.80).

FCC ID: ZNFQ710TS		MEASUREMENT REPORT (CERTIFICATION)		Approved by: Quality Manager
Test Report S/N: 1M1803050033-03-R1.ZNF	Test Dates: 1/29/2018-3/30/2018	EUT Type: Portable Handset	Page 13 of 225	

7.0 TEST RESULTS

7.1 Summary

Company Name: LG Electronics MobileComm U.S.A
 FCC ID: ZNFQ710TS
 FCC Classification: PCS Licensed Transmitter Held to Ear (PCE)
 Mode(s): LTE

FCC Part Section(s)	RSS Section(s)	Test Description	Test Limit	Test Condition	Test Result	Reference
2.1049	RSS-Gen(4.6.1) RSS-133(2.3) RSS-139(2.3)	Occupied Bandwidth	N/A	CONDUCTED	PASS	Section 7.2
2.1051 2.917(a) 24.238(a) 27.53(c) 27.53(g) 27.53(h)	RSS-130(4.6) RSS-132(5.5) RSS-133(6.5) RSS-139(6.6)	Out of Band Emissions	> 43 + 10log ₁₀ (P[Watts]) at Band Edge and for all out-of-band emissions		PASS	Section 7.3, 7.4
27.53(m)	RSS-199(4.5)	Out of Band Emissions	Undesirable emissions must meet the limits detailed in 27.53(m) (RSS-199)		PASS	Section 7.3, 7.4
24.232(d)	RSS-130(4.4) RSS-132(5.4) RSS-133(6.4) RSS-139(6.5)	Peak-Average Ratio	< 13 dB		PASS	Section 7.5
2.1046	RSS-130(4.4) RSS-132(5.4) RSS-133(4.1) RSS-139(4.1) RSS-199(4.4)	Transmitter Conducted Output Power	N/A		PASS	See RF Exposure Report
2.1055 22.355 24.235 27.54	RSS-130(4.3) RSS-132(5.3) RSS-133(6.3) RSS-139(6.4) RSS-199(4.3)	Frequency Stability	< 2.5 ppm (Part 22) and fundamental emissions stay within authorized frequency block (Part 24, 27)		PASS	Section 7.8

Table 7-1. Summary of Conducted Test Results

FCC ID: ZNFQ710TS	 MEASUREMENT REPORT (CERTIFICATION)			Approved by: Quality Manager
Test Report S/N: 1M1803050033-03-R1.ZNF	Test Dates: 1/29/2018-3/30/2018	EUT Type: Portable Handset	Page 14 of 225	

FCC Part Section(s)	RSS Section(s)	Test Description	Test Limit	Test Condition	Test Result	Reference
22.913(a)(2)	RSS-132(5.4)	Effective Radiated Power / Equivalent Isotropic Radiated Power (Band 5)	< 7 Watts max. ERP < 11.5 Watts max. EIRP (ISED)	RADIATED	PASS	Section 7.6
27.50(b)(10) 27.50(c)(10)	RSS-130(4.4)	Effective Radiated Power / Equivalent Isotropic Radiated Power (Band 71, 12, 13)	< 3 Watts max. ERP < 5 Watts max. EIRP (ISED)		PASS	Section 7.6
24.232(c) 27.50(h)(2)	RSS-133(6.4) RSS-199(4.4)	Equivalent Isotropic Radiated Power (Band 2, 41)	< 2 Watts max. EIRP		PASS	Section 7.6
27.50(d)(4)	RSS-139(6.5)	Equivalent Isotropic Radiated Power (Band 66/4)	< 1 Watts max. EIRP		PASS	Section 7.6
2.1053 22.917(a) 24.238(a) 27.53(c) 27.53(g) 27.53(h)	RSS-130(4.6) RSS-132(5.5) RSS-133(6.5) RSS-139(6.6)	Undesirable Emissions	> 43 + 10log ₁₀ [P[Watts]] for all out-of-band emissions		PASS	Section 7.7
27.53(f)	N/A	Undesirable Emissions (Band 13)	< -70 dBW/MHz (for wideband signals) < -80 dBW (for discrete emissions less than 700Hz BW) For all emissions in the band 1559 – 1610 MHz		PASS	Section 7.7
27.53(m)	RSS-199(4.5)	Undesirable Emissions	Undesirable emissions must meet the limits detailed in 27.53(m) (RSS-199)		PASS	Section 7.7

Table 7-2. Summary of Radiated Test Results

Notes:

- 1) All modes of operation and data rates were investigated. The test results shown in the following sections represent the worst case emissions.
- 2) The analyzer plots (Sections 7.2, 7.3, 7.4, 7.5) were all taken with a correction table loaded into the analyzer. The correction table was used to account for the losses of the cables, directional couplers, and attenuators used as part of the system to maintain a link between the call box and the EUT at all frequencies of interest.
- 3) All antenna port conducted emissions testing was performed on a test bench with the antenna port of the EUT connected to the spectrum analyzer through calibrated cables, attenuators, and couplers.
- 4) For conducted spurious emissions, automated test software was used to measure emissions and capture the corresponding plots necessary to show compliance. The measurement software utilized is PCTEST "LTE Automation," Version 4.8.
- 5) For operation <1GHz, the EIRP limits in the table above are referenced to the specifications written in the relevant Radio Standards Specifications for Innovation, Science, and Economic Development Canada.

FCC ID: ZNFQ710TS		MEASUREMENT REPORT (CERTIFICATION)		Approved by: Quality Manager
Test Report S/N: 1M1803050033-03-R1.ZNF	Test Dates: 1/29/2018-3/30/2018	EUT Type: Portable Handset	Page 15 of 225	

7.2 Occupied Bandwidth

Test Overview

The occupied bandwidth, that is the frequency bandwidth such that, below its lower and above its upper frequency limits, the mean powers radiated are each equal to 0.5 percent of the total mean power radiated by a given emission shall be measured. All modes of operation were investigated and the worst case configuration results are reported in this section.

Test Procedure Used

KDB 971168 D01 v03 – Section 4.2

Test Settings

1. The signal analyzer's automatic bandwidth measurement capability was used to perform the 99% occupied bandwidth and the 26dB bandwidth. The bandwidth measurement was not influenced by any intermediate power nulls in the fundamental emission.
2. RBW = 1 – 5% of the expected OBW
3. VBW $\geq 3 \times$ RBW
4. Detector = Peak
5. Trace mode = max hold
6. Sweep = auto couple
7. The trace was allowed to stabilize
8. If necessary, steps 2 – 7 were repeated after changing the RBW such that it would be within 1 – 5% of the 99% occupied bandwidth observed in Step 7

Test Setup

The EUT and measurement equipment were set up as shown in the diagram below.

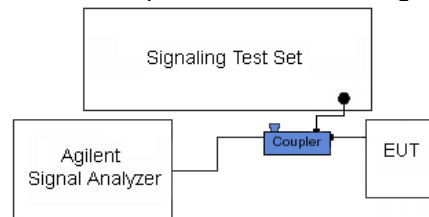


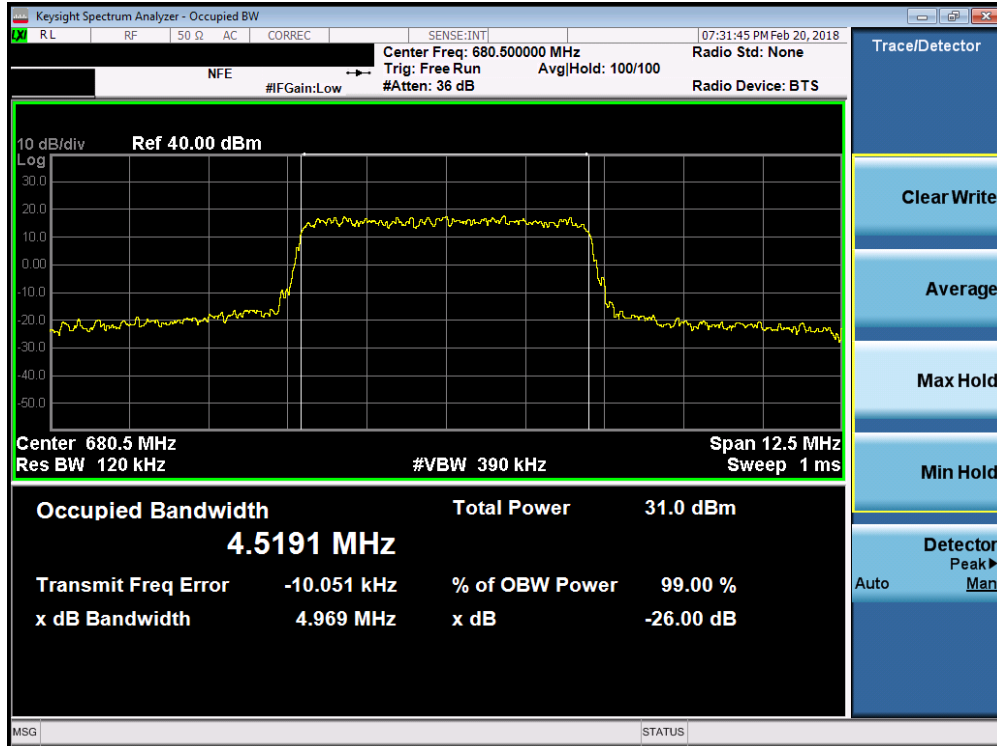
Figure 7-1. Test Instrument & Measurement Setup

Test Notes

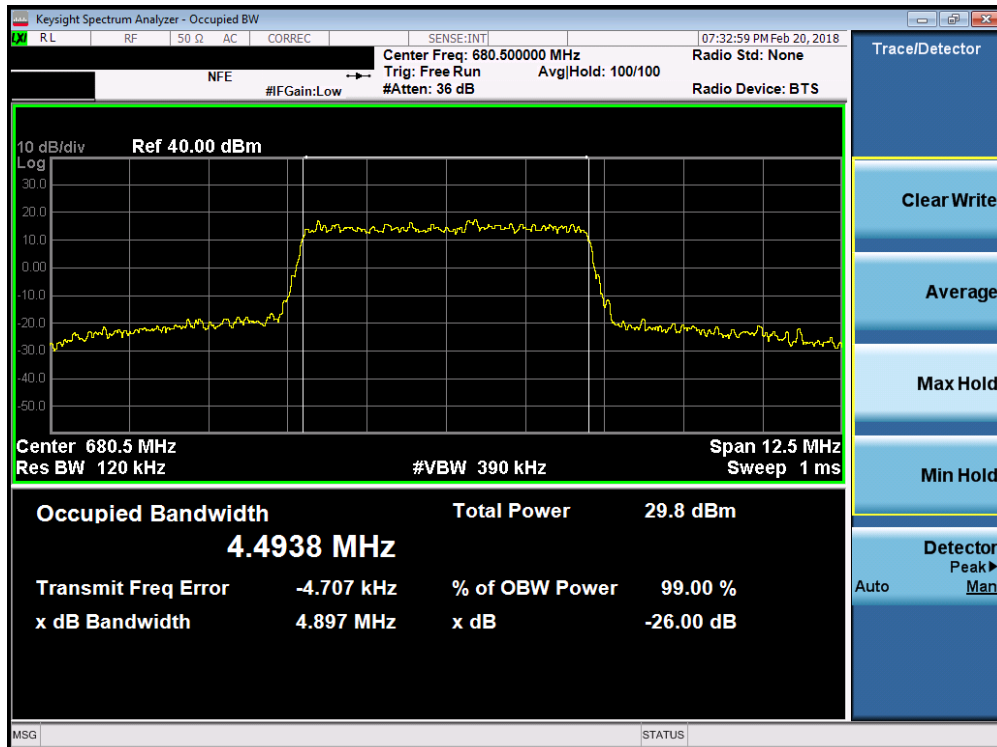
None.

FCC ID: ZNFQ710TS		MEASUREMENT REPORT (CERTIFICATION)		Approved by: Quality Manager
Test Report S/N: 1M1803050033-03-R1.ZNF	Test Dates: 1/29/2018-3/30/2018	EUT Type: Portable Handset		Page 16 of 225

Band 71

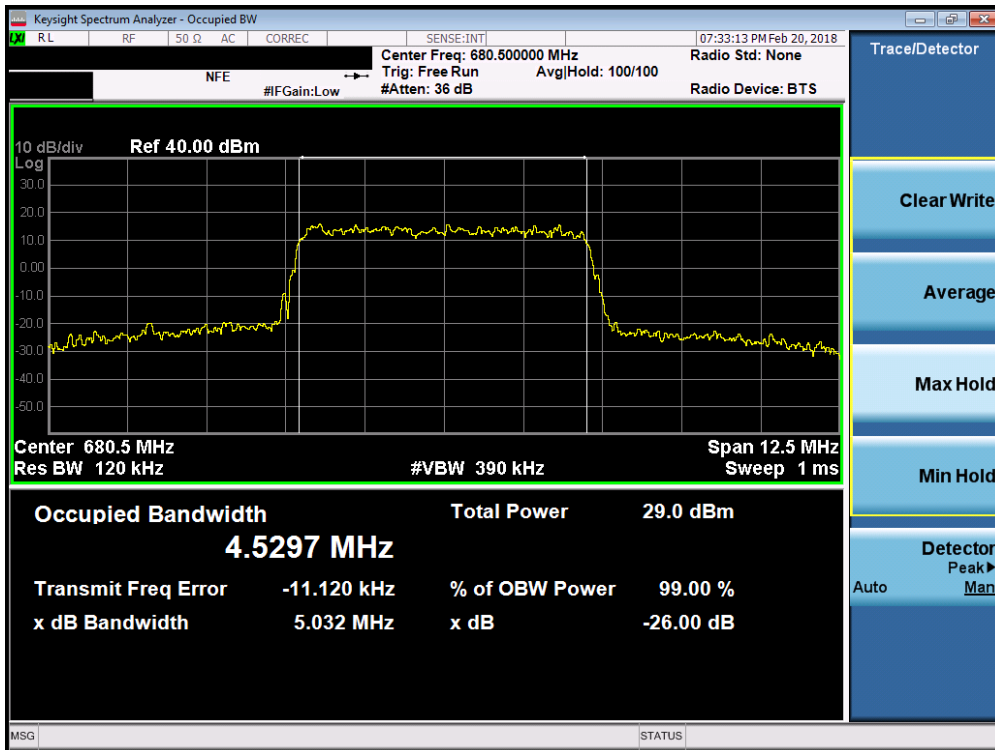


Plot 7-1. Occupied Bandwidth Plot (Band 71 - 5.0MHz QPSK - Full RB Configuration)

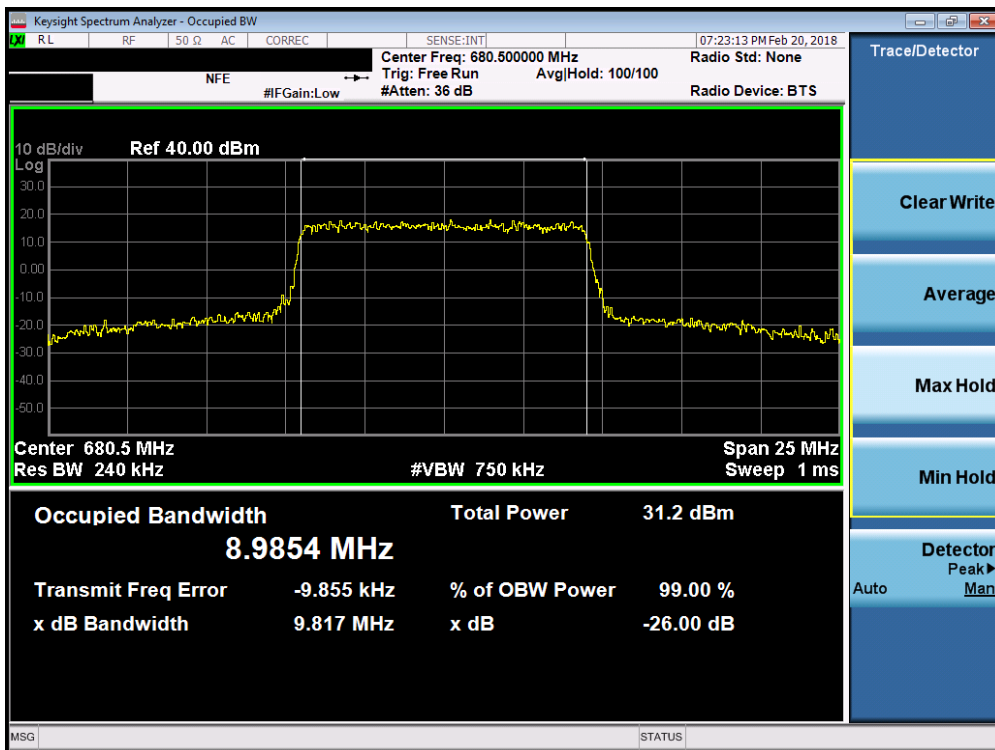


Plot 7-2. Occupied Bandwidth Plot (Band 71 - 5.0MHz 16-QAM - Full RB Configuration)

FCC ID: ZNFQ710TS		MEASUREMENT REPORT (CERTIFICATION)		Approved by: Quality Manager
Test Report S/N: 1M1803050033-03-R1.ZNF	Test Dates: 1/29/2018-3/30/2018	EUT Type: Portable Handset		Page 17 of 225

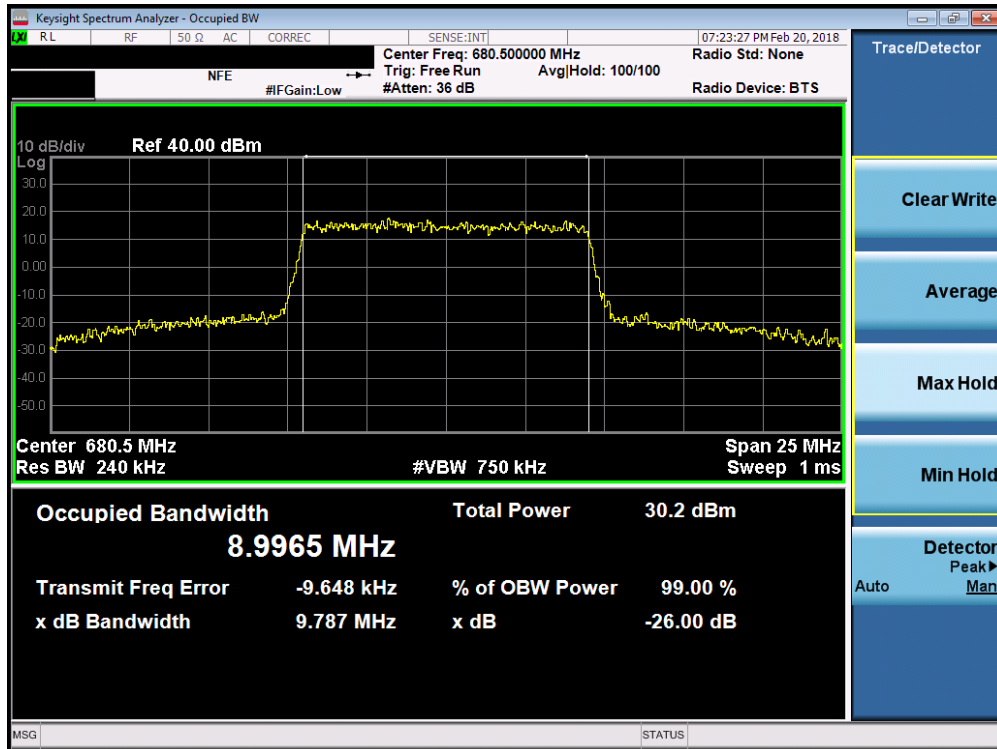


Plot 7-3. Occupied Bandwidth Plot (Band 71 - 5.0MHz 64-QAM - Full RB Configuration)

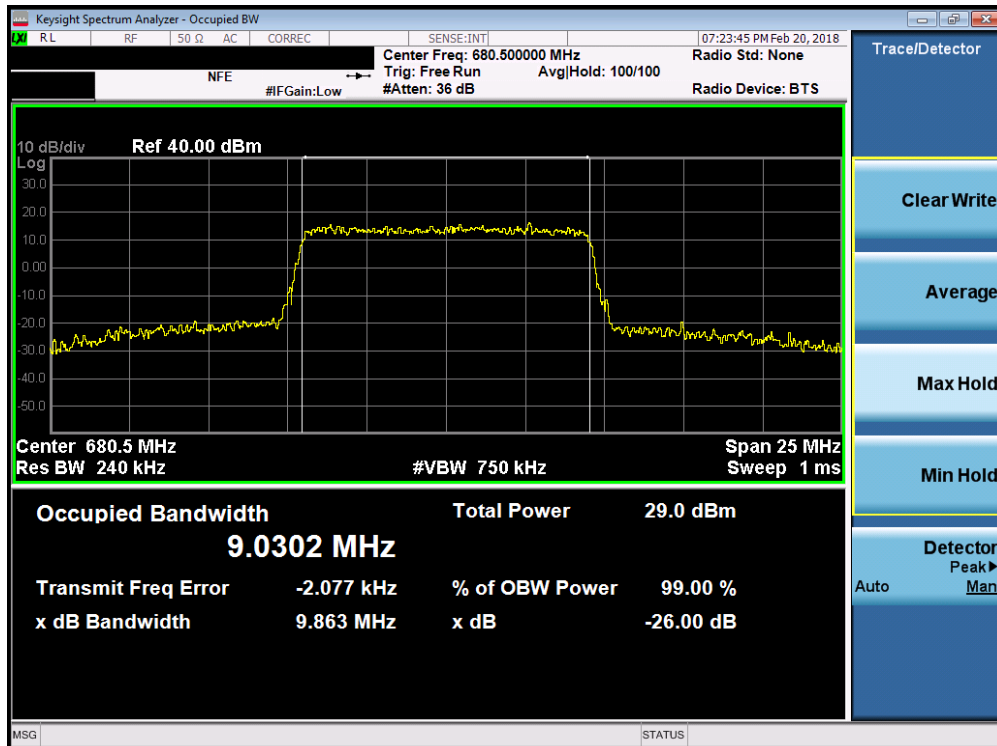


Plot 7-4. Occupied Bandwidth Plot (Band 71 - 10.0MHz QPSK - Full RB Configuration)

FCC ID: ZNFQ710TS		MEASUREMENT REPORT (CERTIFICATION)		Approved by: Quality Manager
Test Report S/N: 1M1803050033-03-R1.ZNF	Test Dates: 1/29/2018-3/30/2018	EUT Type: Portable Handset		Page 18 of 225

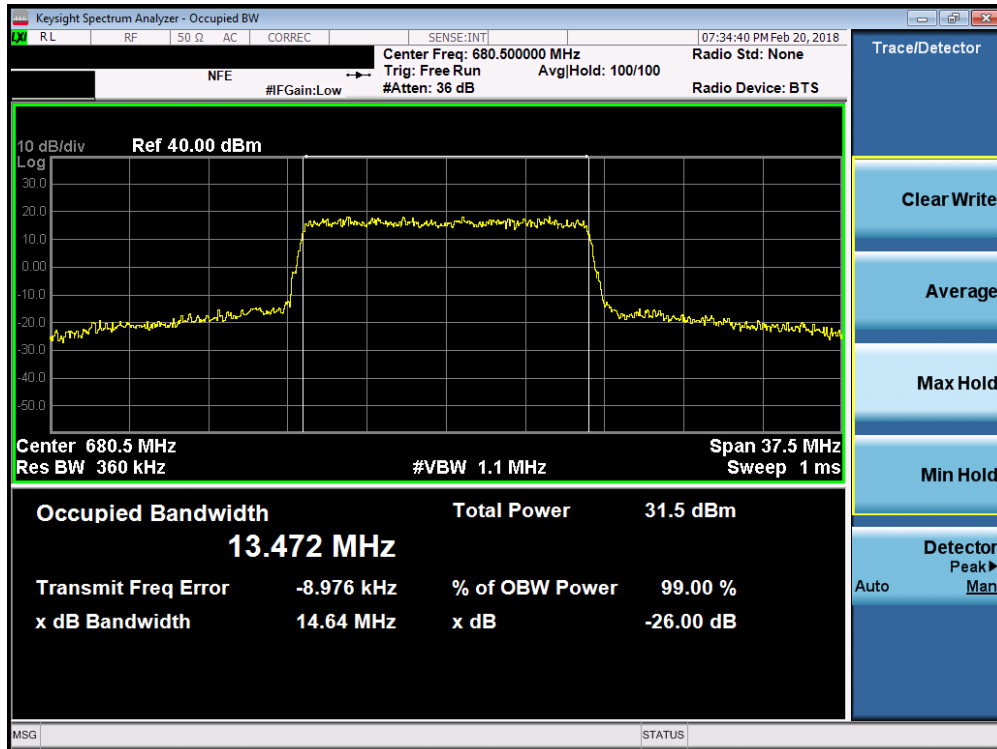


Plot 7-5. Occupied Bandwidth Plot (Band 71 - 10.0MHz 16-QAM - Full RB Configuration)

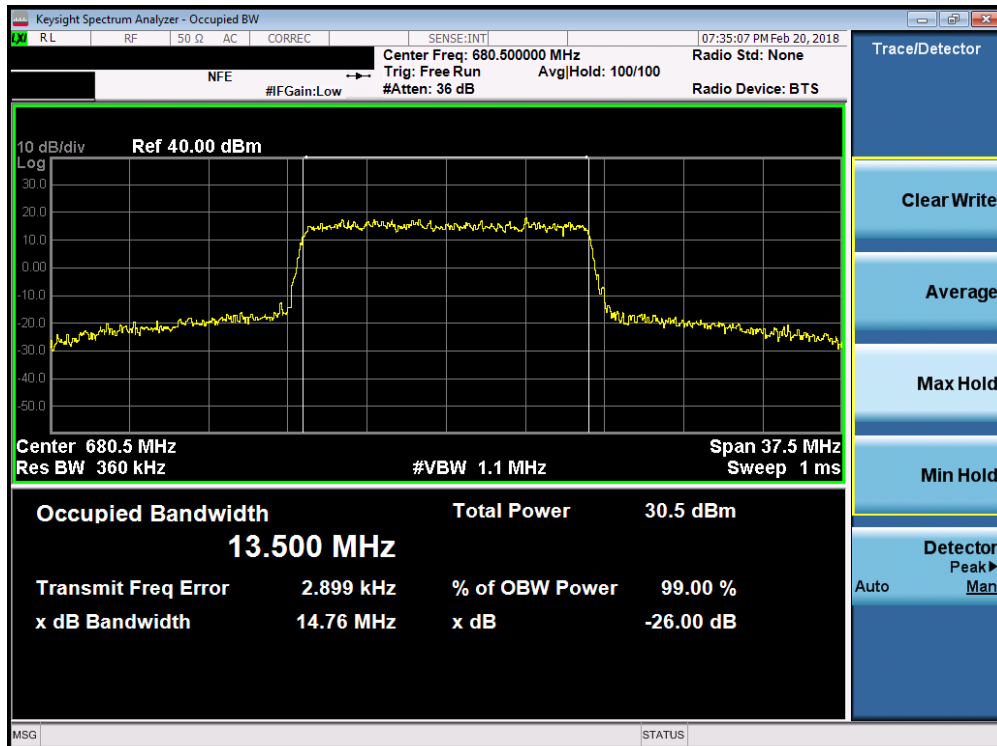


Plot 7-6. Occupied Bandwidth Plot (Band 71 - 10.0MHz 64-QAM - Full RB Configuration)

FCC ID: ZNFQ710TS		MEASUREMENT REPORT (CERTIFICATION)		Approved by: Quality Manager
Test Report S/N: 1M1803050033-03-R1.ZNF	Test Dates: 1/29/2018-3/30/2018	EUT Type: Portable Handset		Page 19 of 225

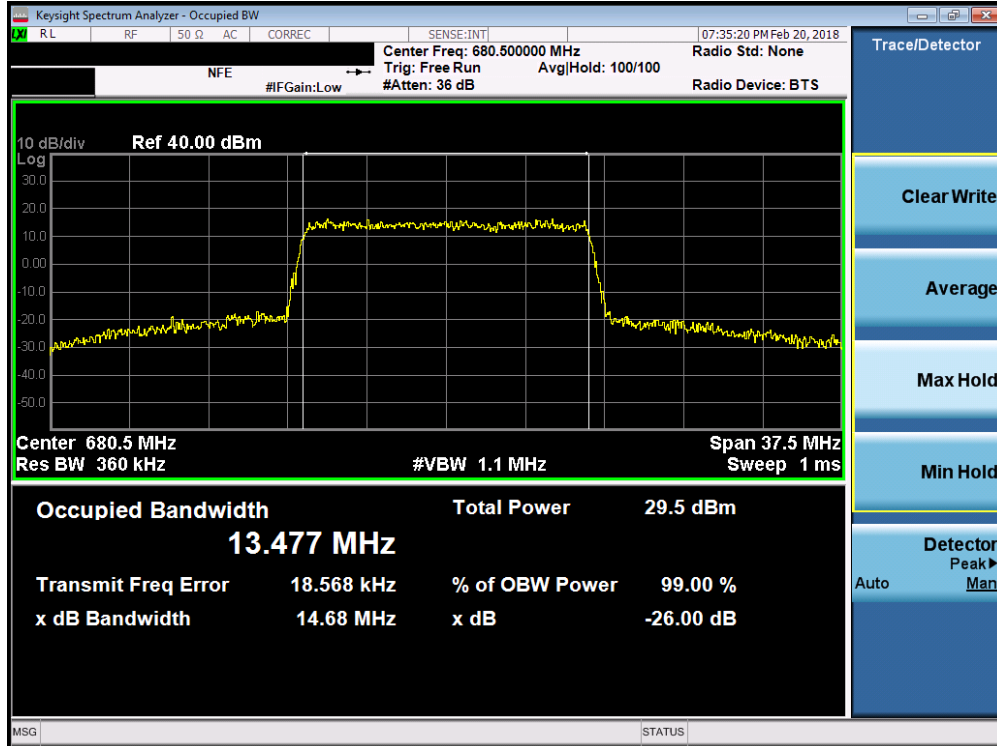


Plot 7-7. Occupied Bandwidth Plot (Band 71 - 15.0MHz QPSK - Full RB Configuration)

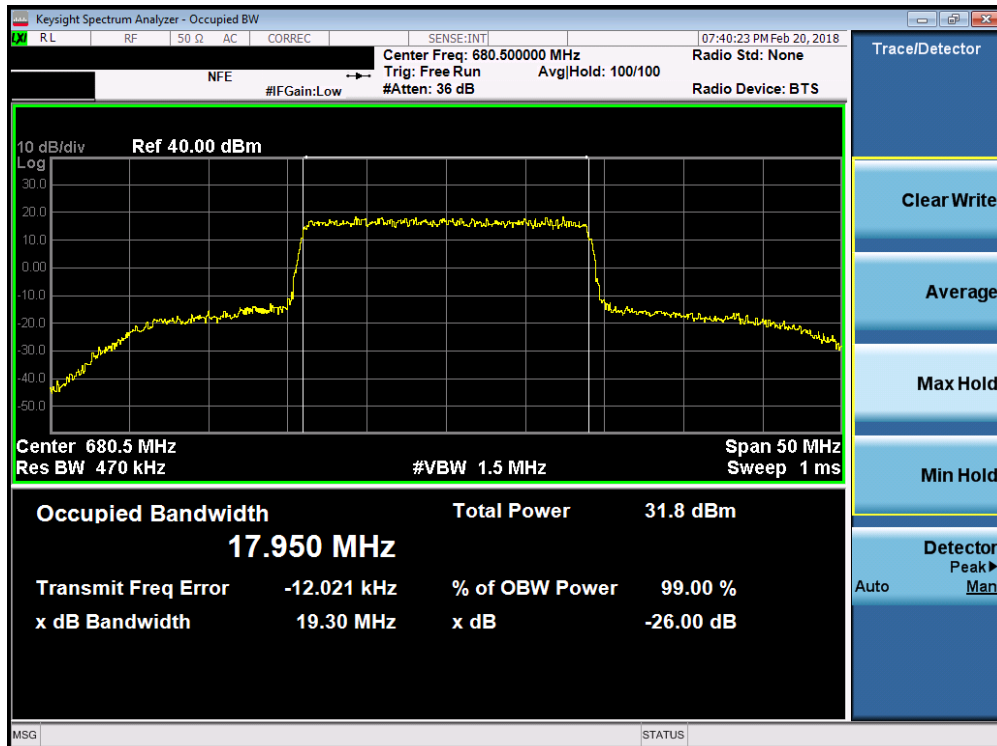


Plot 7-8. Occupied Bandwidth Plot (Band 71 - 15.0MHz 16-QAM - Full RB Configuration)

FCC ID: ZNFQ710TS		MEASUREMENT REPORT (CERTIFICATION)		Approved by: Quality Manager
Test Report S/N: 1M1803050033-03-R1.ZNF	Test Dates: 1/29/2018-3/30/2018	EUT Type: Portable Handset		Page 20 of 225

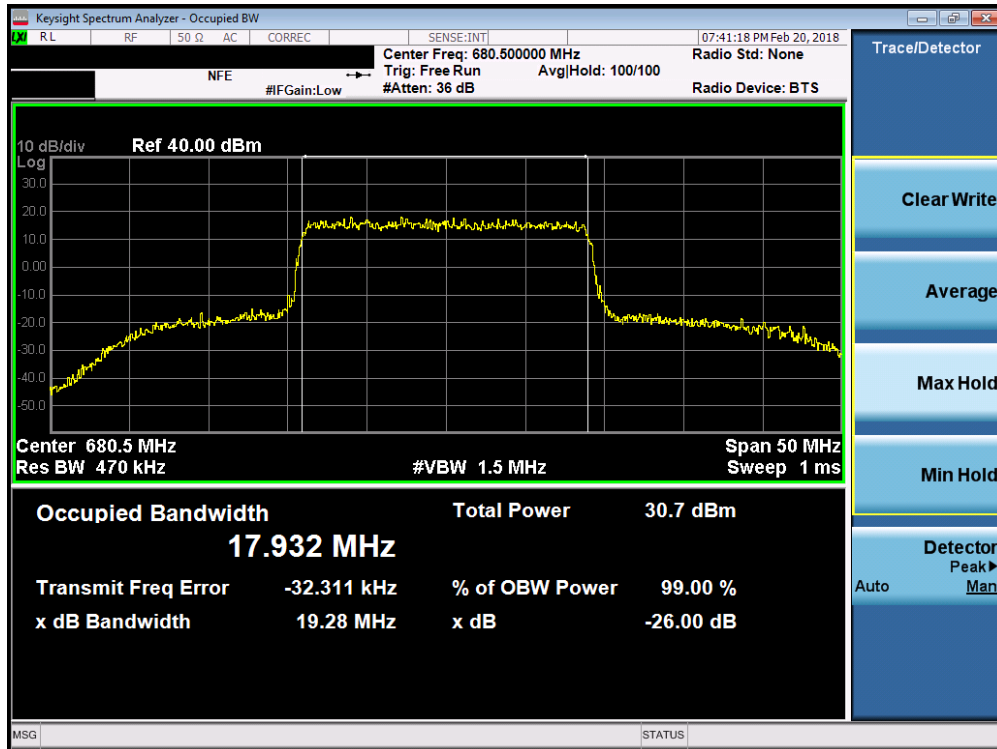


Plot 7-9. Occupied Bandwidth Plot (Band 71 - 15.0MHz 64-QAM - Full RB Configuration)

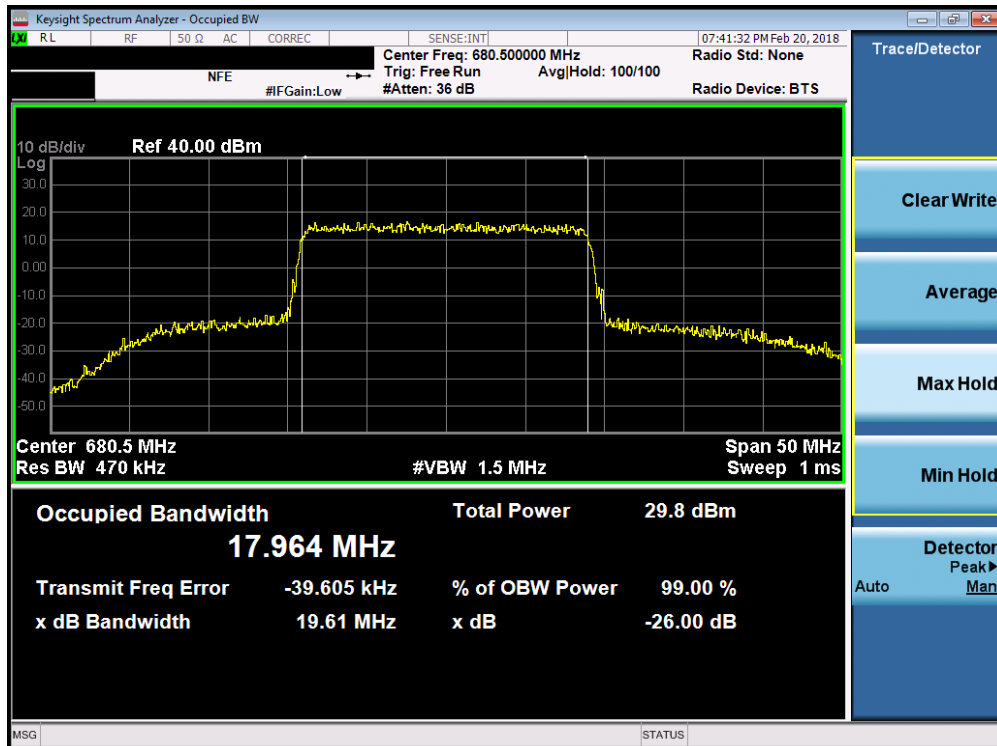


Plot 7-10. Occupied Bandwidth Plot (Band 71 - 20.0MHz QPSK - Full RB Configuration)

FCC ID: ZNFQ710TS		MEASUREMENT REPORT (CERTIFICATION)		Approved by: Quality Manager
Test Report S/N: 1M1803050033-03-R1.ZNF	Test Dates: 1/29/2018-3/30/2018	EUT Type: Portable Handset		Page 21 of 225



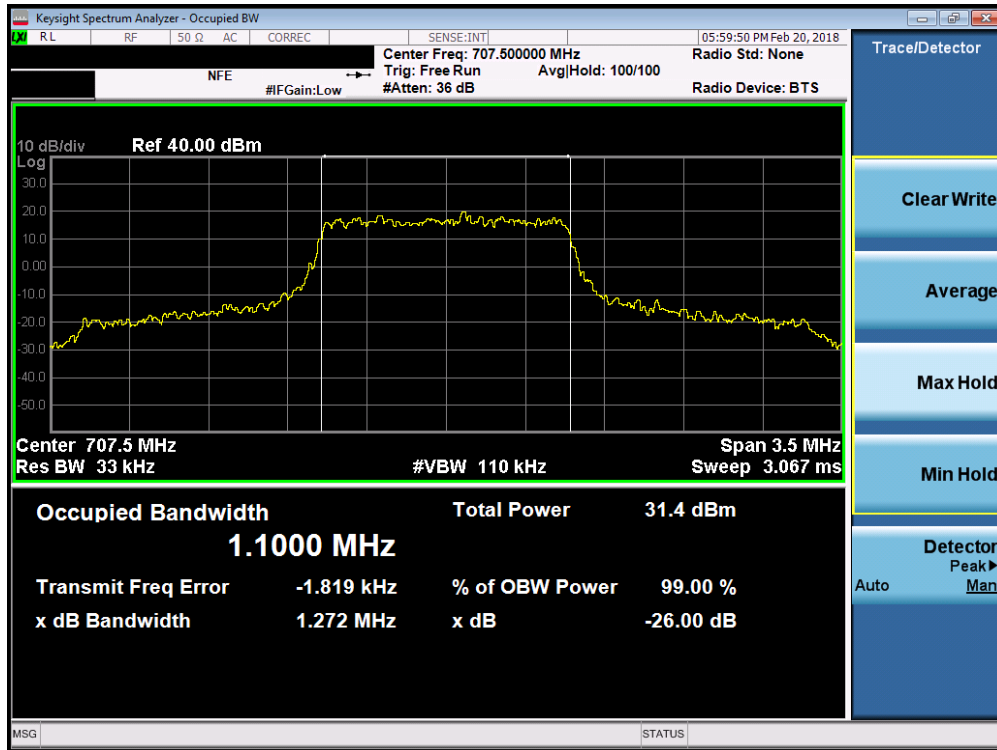
Plot 7-11. Occupied Bandwidth Plot (Band 71 - 20.0MHz 16-QAM - Full RB Configuration)



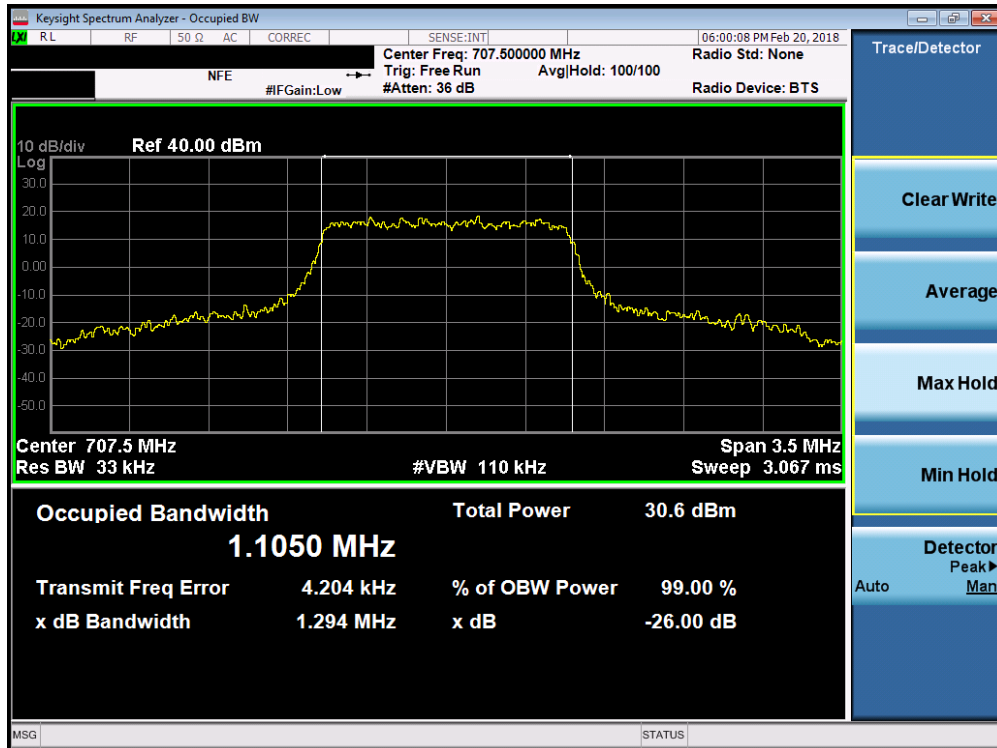
Plot 7-12. Occupied Bandwidth Plot (Band 71 - 20.0MHz 64-QAM - Full RB Configuration)

FCC ID: ZNFQ710TS		MEASUREMENT REPORT (CERTIFICATION)		Approved by: Quality Manager
Test Report S/N: 1M1803050033-03-R1.ZNF	Test Dates: 1/29/2018-3/30/2018	EUT Type: Portable Handset		Page 22 of 225

Band 12

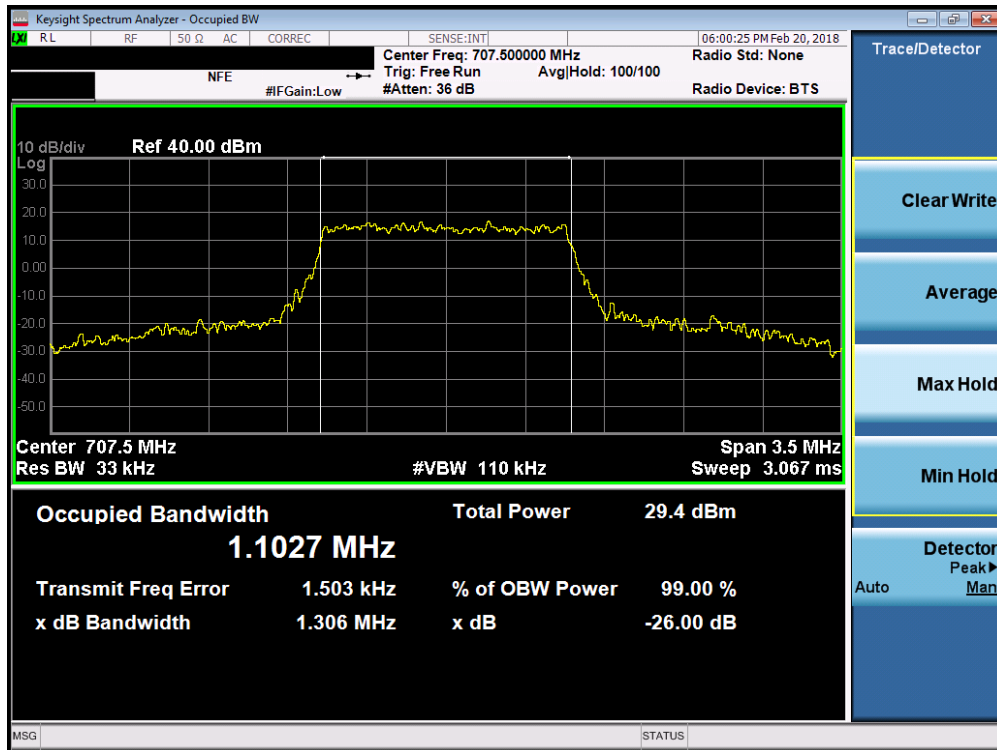


Plot 7-13. Occupied Bandwidth Plot (Band 12 - 1.4MHz QPSK - Full RB Configuration)

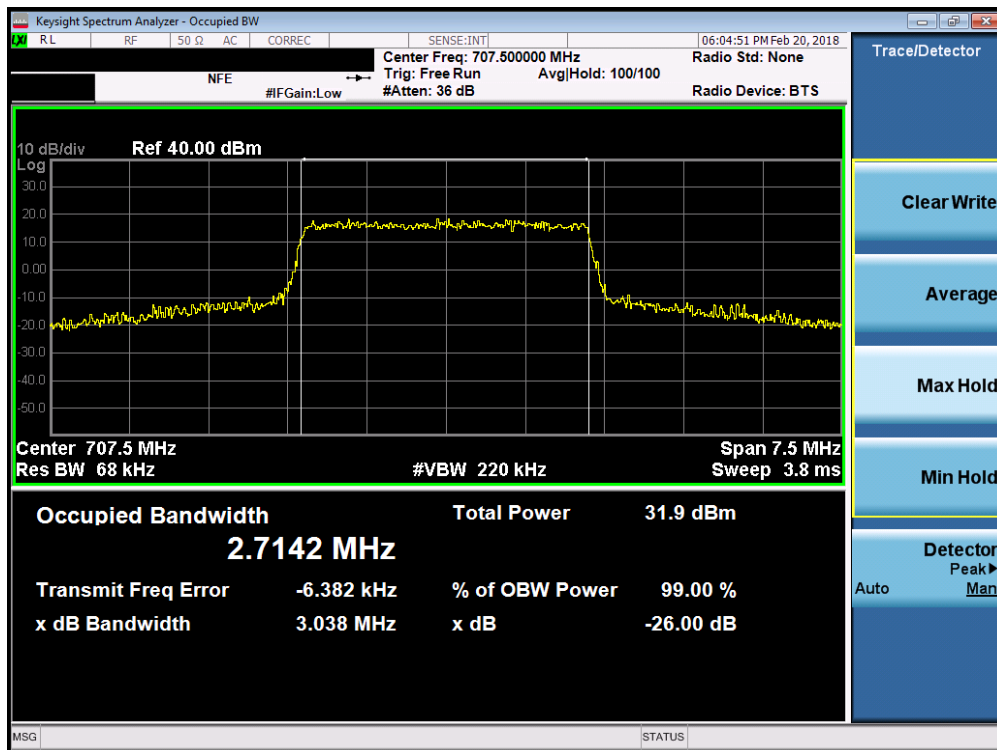


Plot 7-14. Occupied Bandwidth Plot (Band 12 - 1.4MHz 16-QAM - Full RB Configuration)

FCC ID: ZNFQ710TS		MEASUREMENT REPORT (CERTIFICATION)		Approved by: Quality Manager
Test Report S/N: 1M1803050033-03-R1.ZNF	Test Dates: 1/29/2018-3/30/2018	EUT Type: Portable Handset		Page 23 of 225

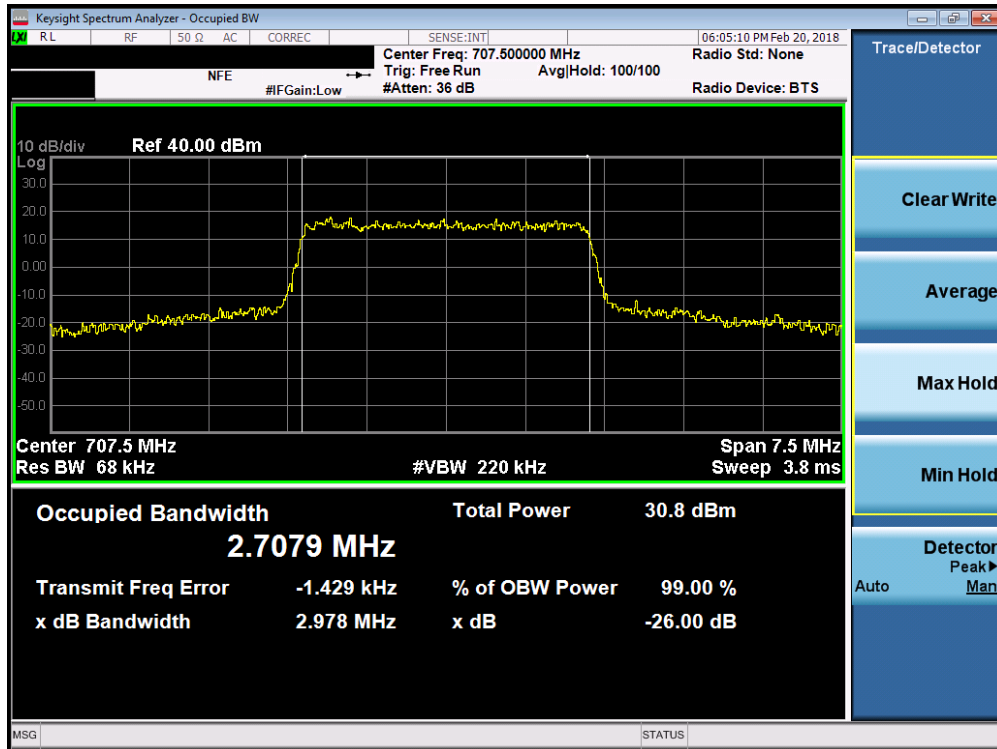


Plot 7-15. Occupied Bandwidth Plot (Band 12 - 1.4MHz 64-QAM - Full RB Configuration)

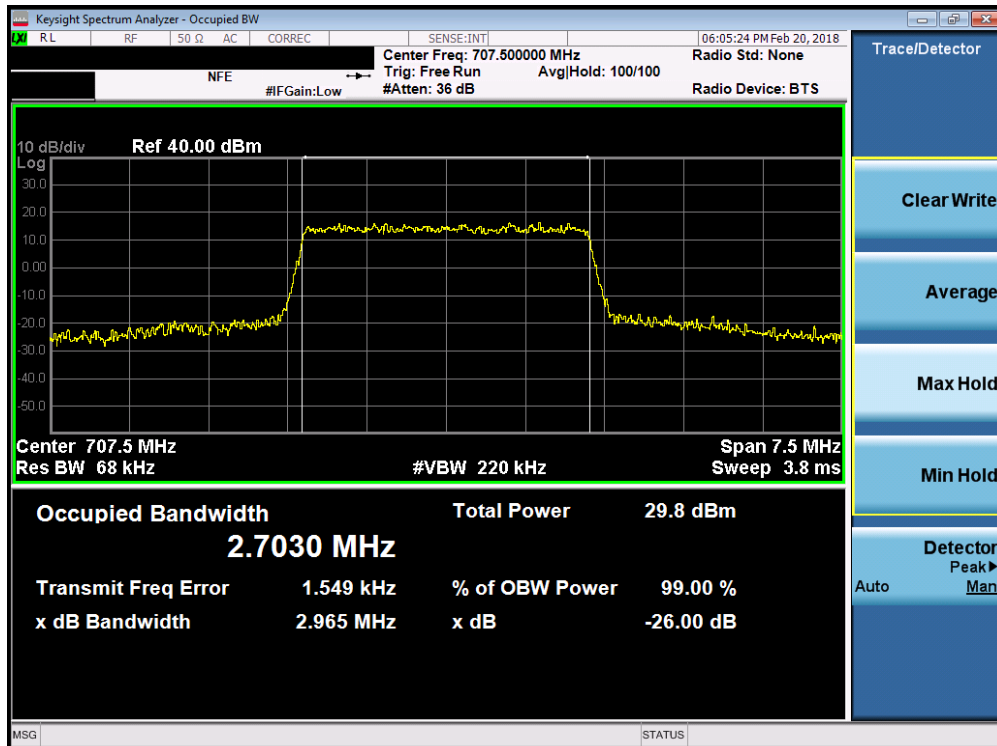


Plot 7-16. Occupied Bandwidth Plot (Band 12 - 3.0MHz QPSK - Full RB Configuration)

FCC ID: ZNFQ710TS		MEASUREMENT REPORT (CERTIFICATION)		Approved by: Quality Manager
Test Report S/N: 1M1803050033-03-R1.ZNF	Test Dates: 1/29/2018-3/30/2018	EUT Type: Portable Handset		Page 24 of 225

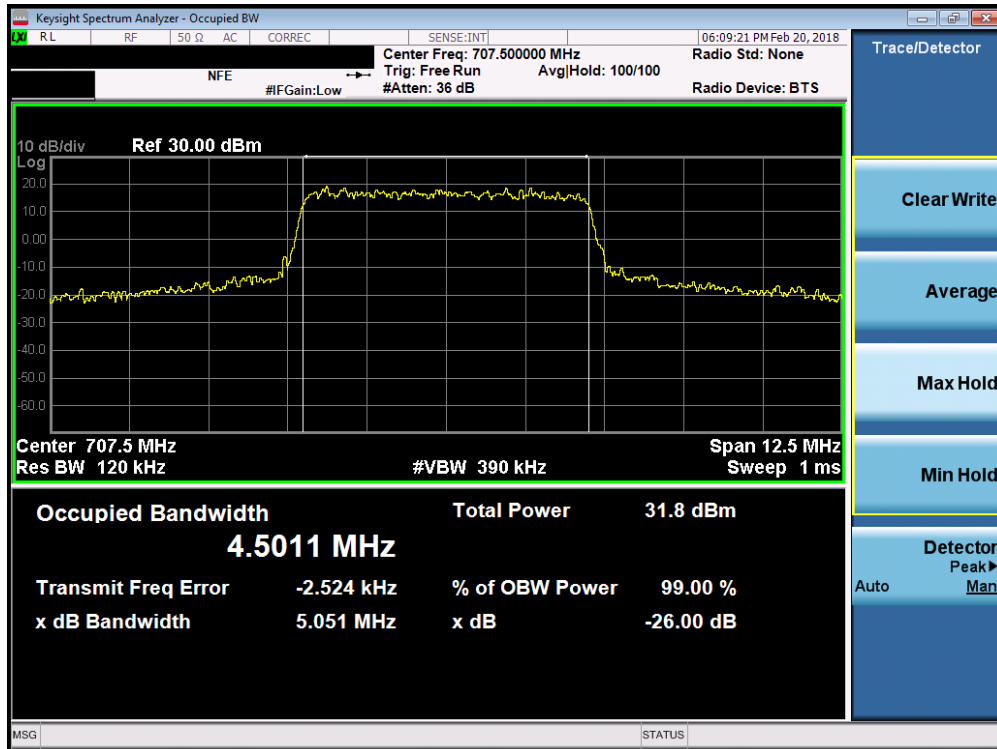


Plot 7-17. Occupied Bandwidth Plot (Band 12 - 3.0MHz 16-QAM - Full RB Configuration)

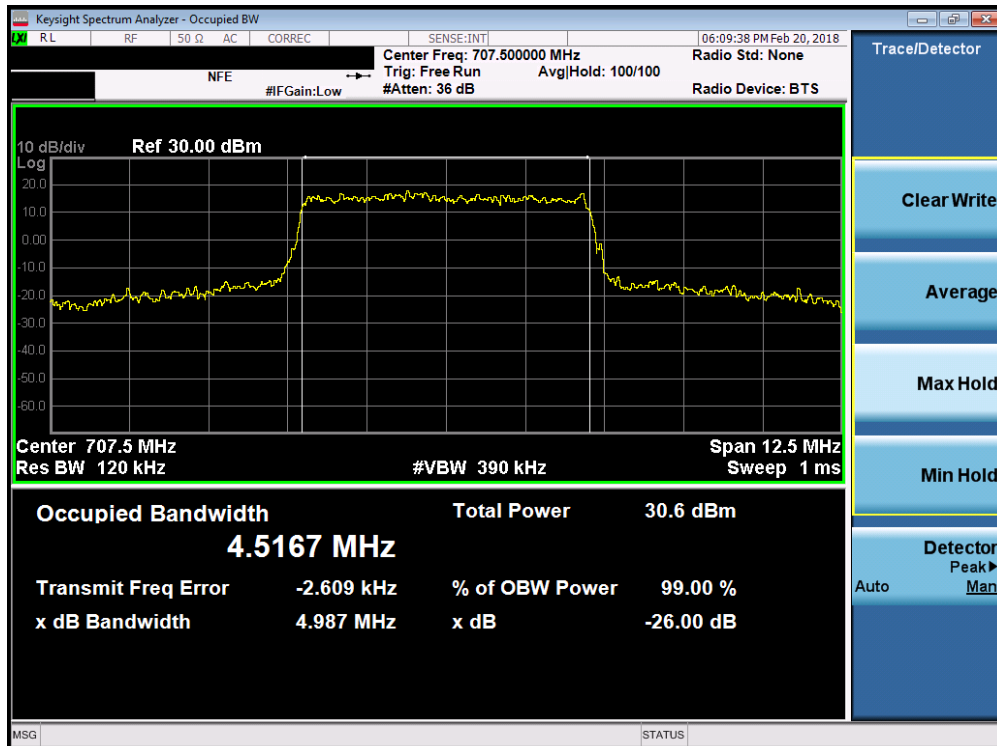


Plot 7-18. Occupied Bandwidth Plot (Band 12 - 3.0MHz 64-QAM - Full RB Configuration)

FCC ID: ZNFQ710TS		MEASUREMENT REPORT (CERTIFICATION)		Approved by: Quality Manager
Test Report S/N: 1M1803050033-03-R1.ZNF	Test Dates: 1/29/2018-3/30/2018	EUT Type: Portable Handset		Page 25 of 225

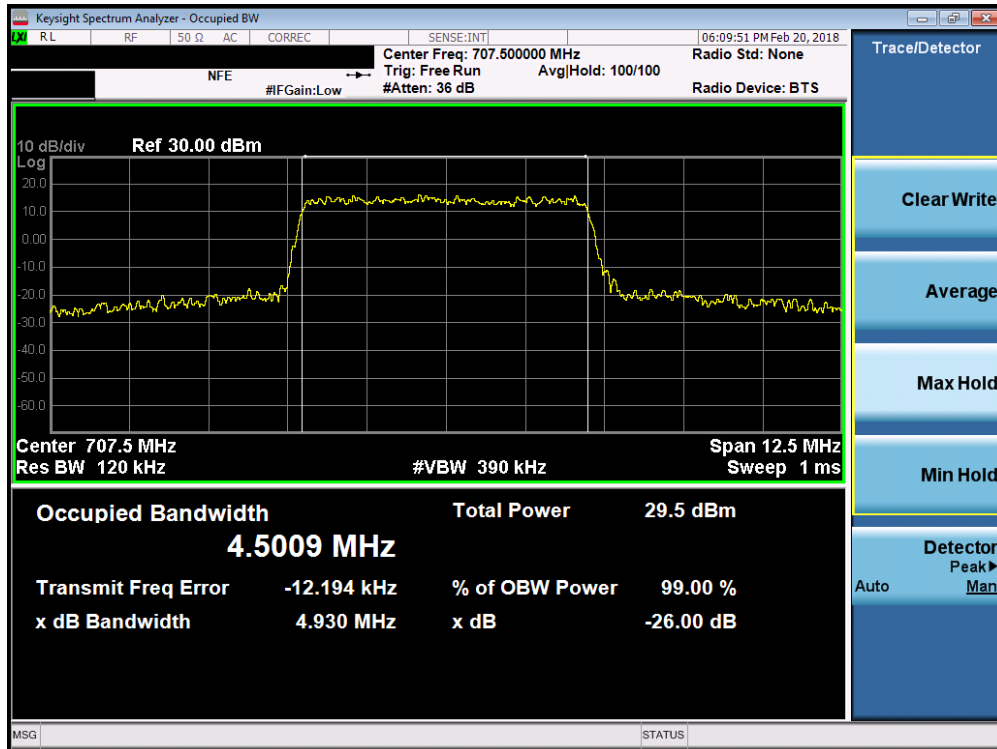


Plot 7-19. Occupied Bandwidth Plot (Band 12 - 5.0MHz QPSK - Full RB Configuration)

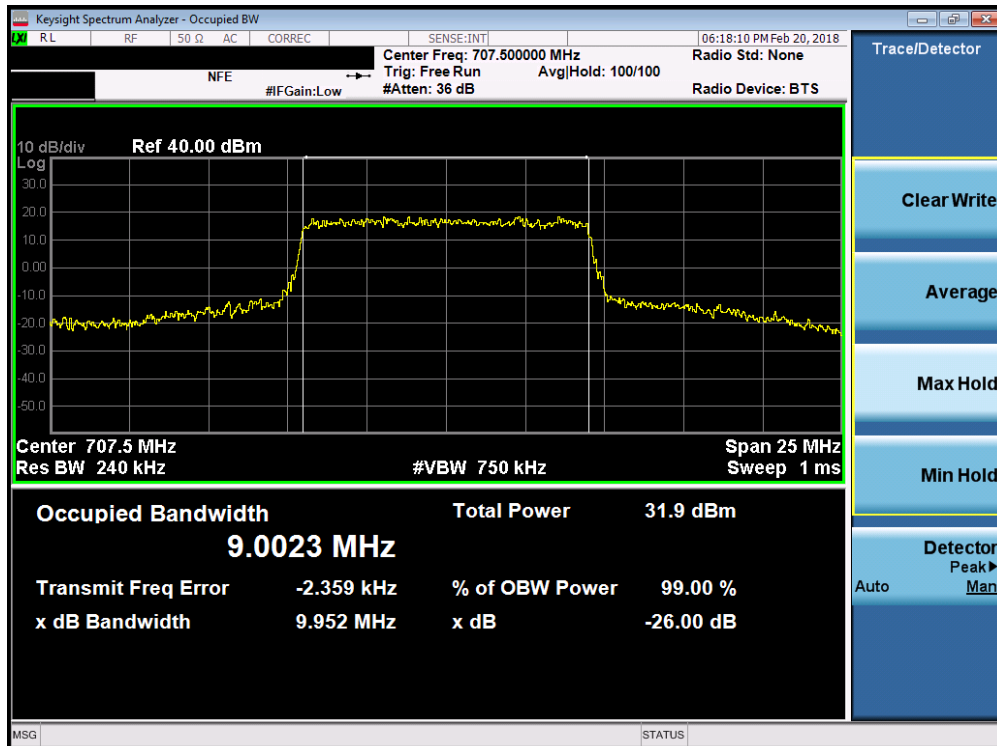


Plot 7-20. Occupied Bandwidth Plot (Band 12 - 5.0MHz 16-QAM - Full RB Configuration)

FCC ID: ZNFQ710TS		MEASUREMENT REPORT (CERTIFICATION)		Approved by: Quality Manager
Test Report S/N: 1M1803050033-03-R1.ZNF	Test Dates: 1/29/2018-3/30/2018	EUT Type: Portable Handset		Page 26 of 225

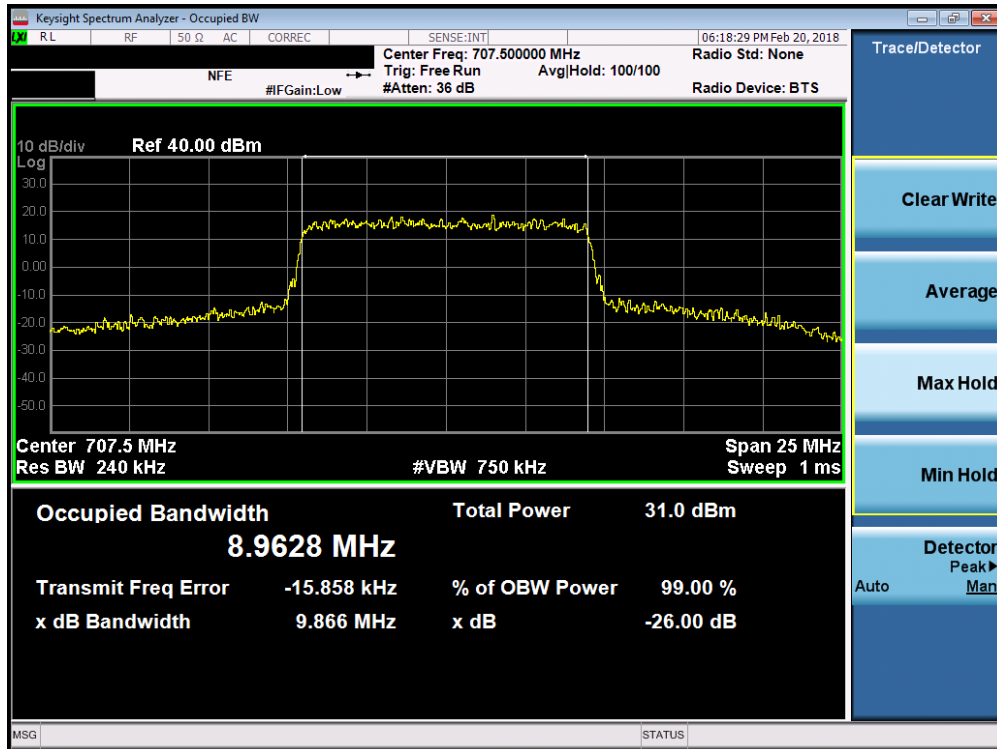


Plot 7-21. Occupied Bandwidth Plot (Band 12 - 5.0MHz 64-QAM - Full RB Configuration)

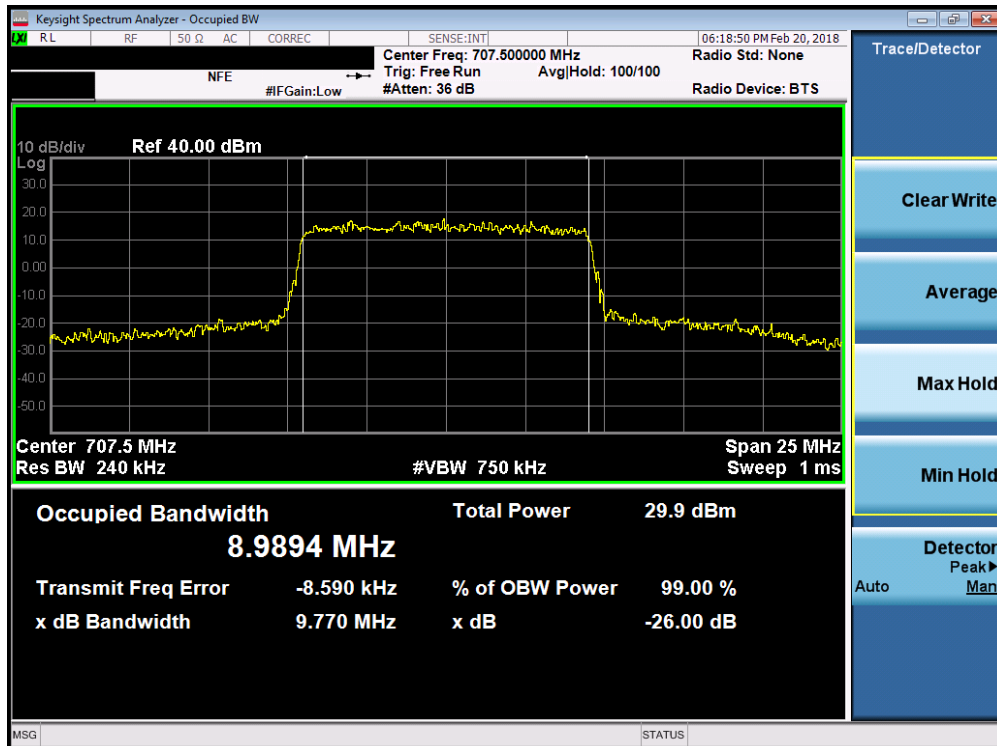


Plot 7-22. Occupied Bandwidth Plot (Band 12 - 10.0MHz QPSK - Full RB Configuration)

FCC ID: ZNFQ710TS		MEASUREMENT REPORT (CERTIFICATION)		Approved by: Quality Manager
Test Report S/N: 1M1803050033-03-R1.ZNF	Test Dates: 1/29/2018-3/30/2018	EUT Type: Portable Handset		Page 27 of 225



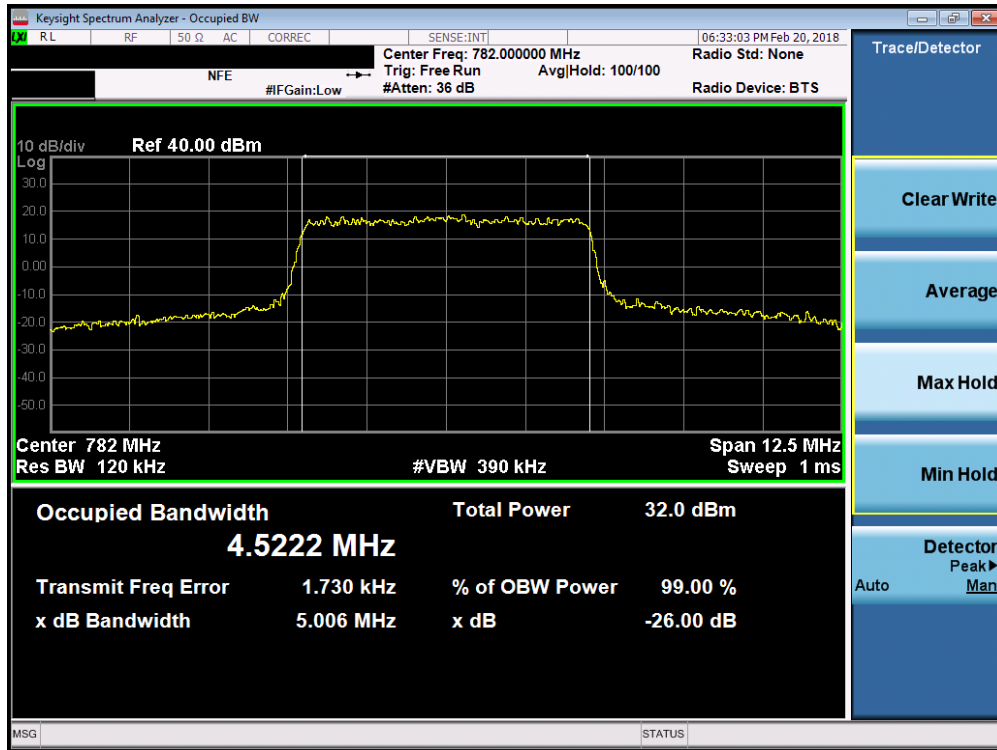
Plot 7-23. Occupied Bandwidth Plot (Band 12 - 10.0MHz 16-QAM - Full RB Configuration)



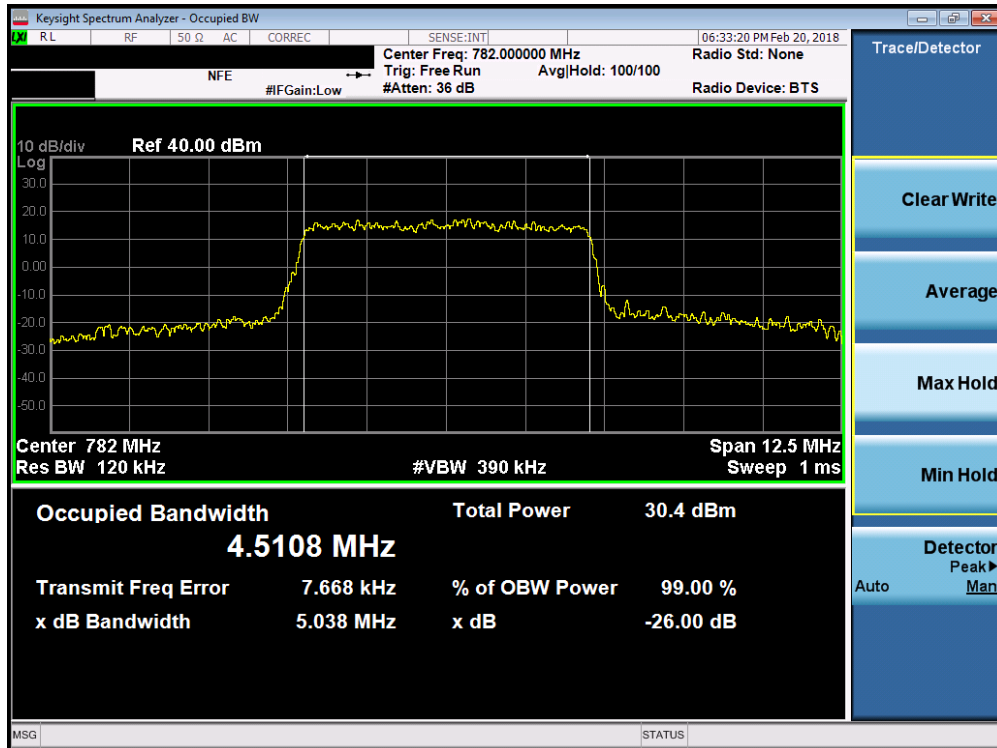
Plot 7-24. Occupied Bandwidth Plot (Band 12 - 10.0MHz 64-QAM - Full RB Configuration)

FCC ID: ZNFQ710TS		MEASUREMENT REPORT (CERTIFICATION)		Approved by: Quality Manager
Test Report S/N: 1M1803050033-03-R1.ZNF	Test Dates: 1/29/2018-3/30/2018	EUT Type: Portable Handset		Page 28 of 225

Band 13

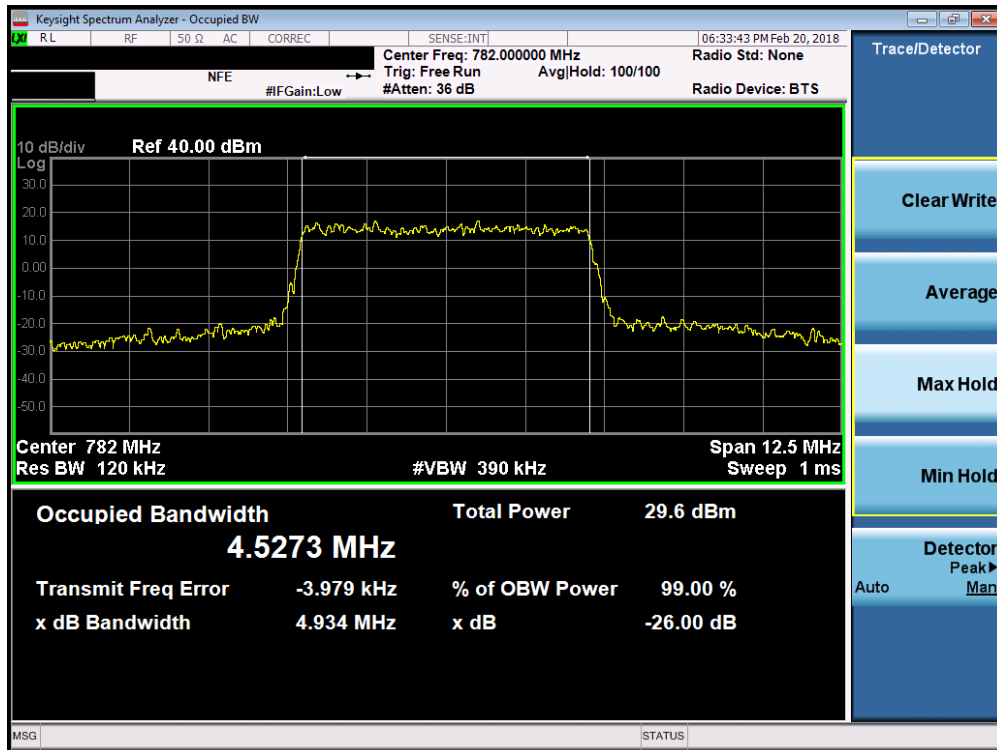


Plot 7-25. Occupied Bandwidth Plot (Band 13 - 5.0MHz QPSK - Full RB Configuration)

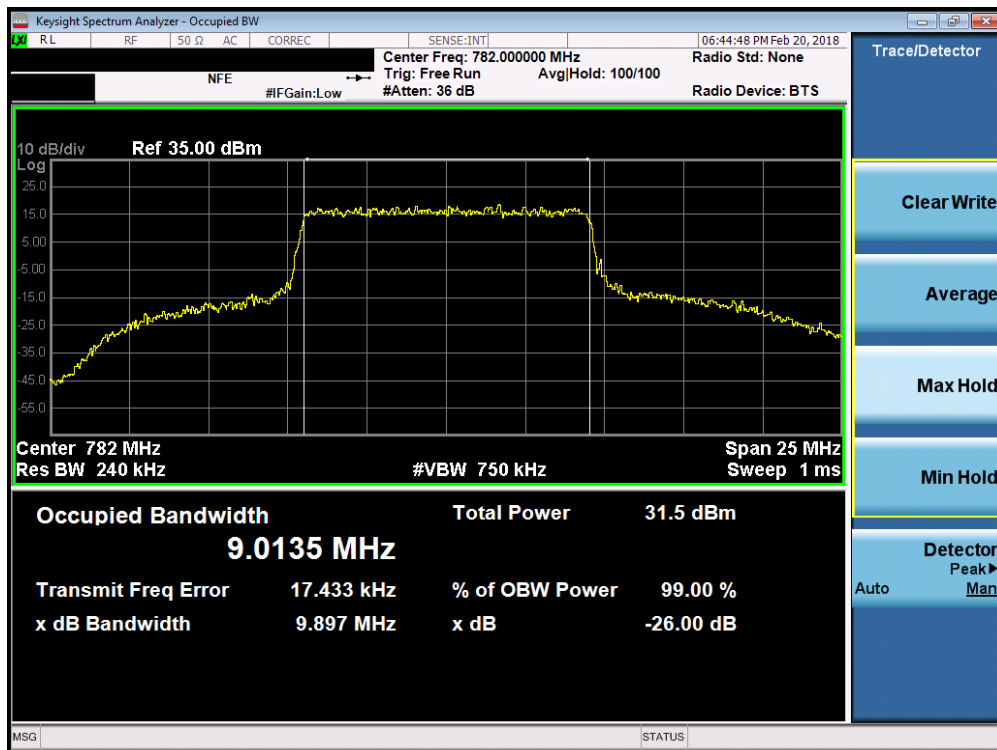


Plot 7-26. Occupied Bandwidth Plot (Band 13 - 5.0MHz 16-QAM - Full RB Configuration)

FCC ID: ZNFQ710TS		MEASUREMENT REPORT (CERTIFICATION)		Approved by: Quality Manager
Test Report S/N: 1M1803050033-03-R1.ZNF	Test Dates: 1/29/2018-3/30/2018	EUT Type: Portable Handset		Page 29 of 225

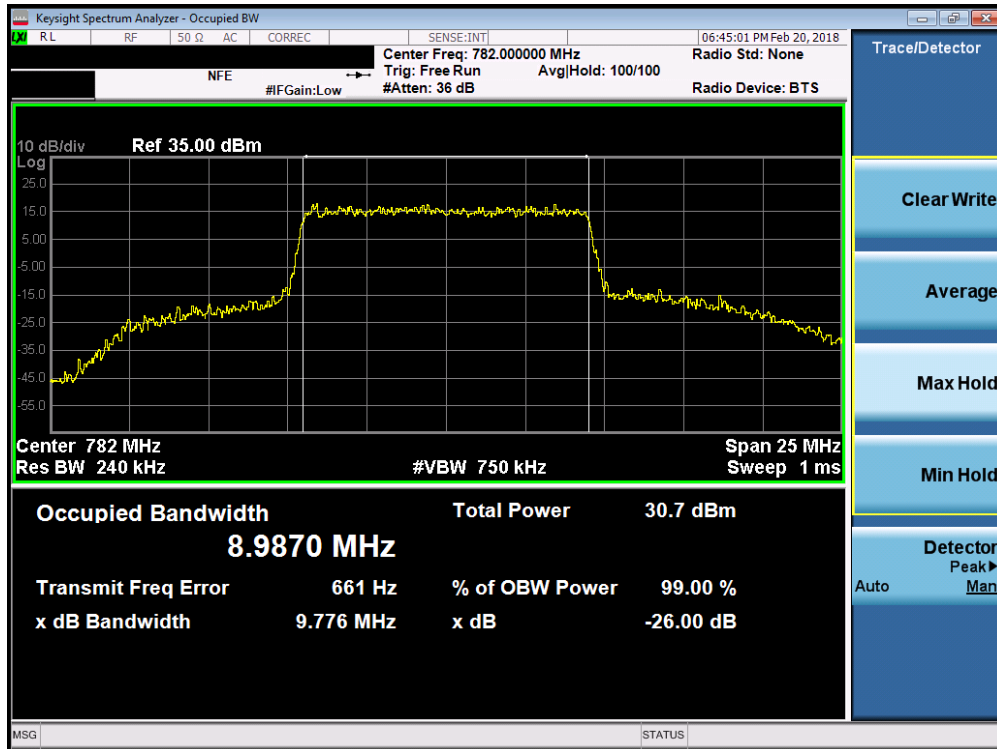


Plot 7-27. Occupied Bandwidth Plot (Band 13 - 5.0MHz 64-QAM - Full RB Configuration)



Plot 7-28. Occupied Bandwidth Plot (Band 13 - 10.0MHz QPSK - Full RB Configuration)

FCC ID: ZNFQ710TS		MEASUREMENT REPORT (CERTIFICATION)		Approved by: Quality Manager
Test Report S/N: 1M1803050033-03-R1.ZNF	Test Dates: 1/29/2018-3/30/2018	EUT Type: Portable Handset		Page 30 of 225



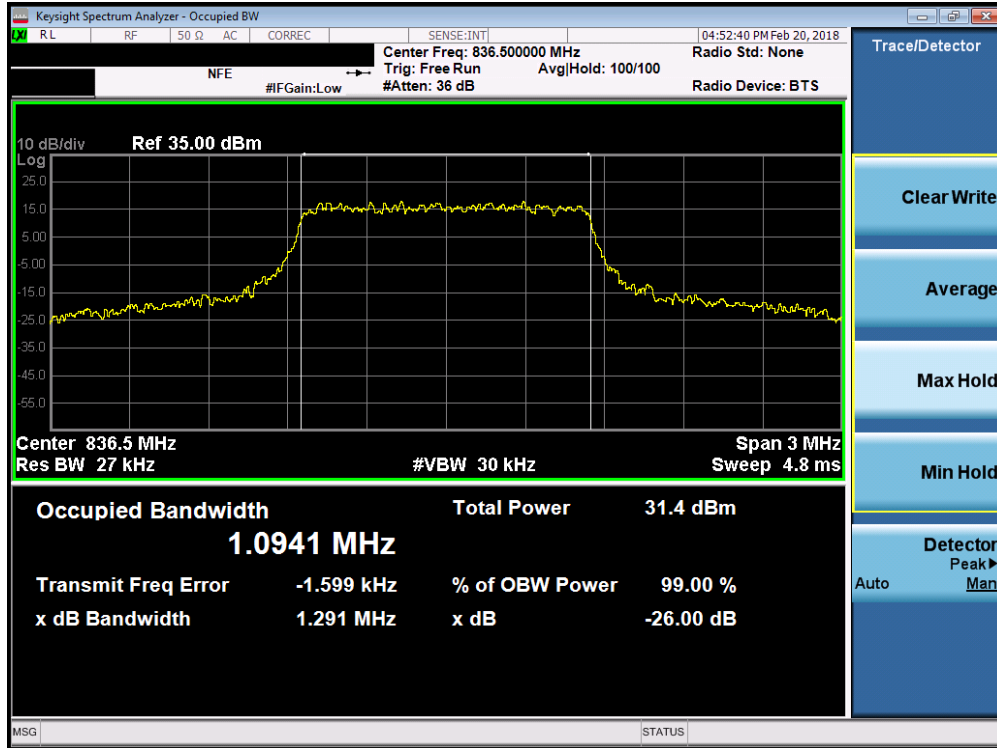
Plot 7-29. Occupied Bandwidth Plot (Band 13 - 10.0MHz 16-QAM - Full RB Configuration)



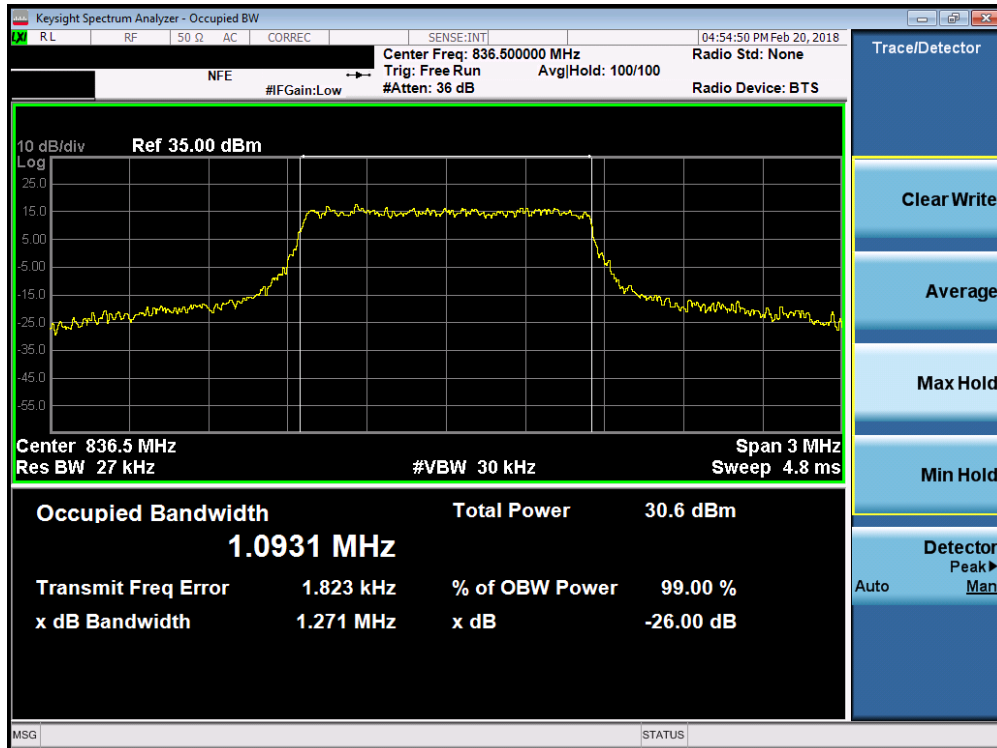
Plot 7-30. Occupied Bandwidth Plot (Band 13 - 10.0MHz 64-QAM - Full RB Configuration)

FCC ID: ZNFQ710TS		MEASUREMENT REPORT (CERTIFICATION)		Approved by: Quality Manager
Test Report S/N: 1M1803050033-03-R1.ZNF	Test Dates: 1/29/2018-3/30/2018	EUT Type: Portable Handset		Page 31 of 225

Band 5

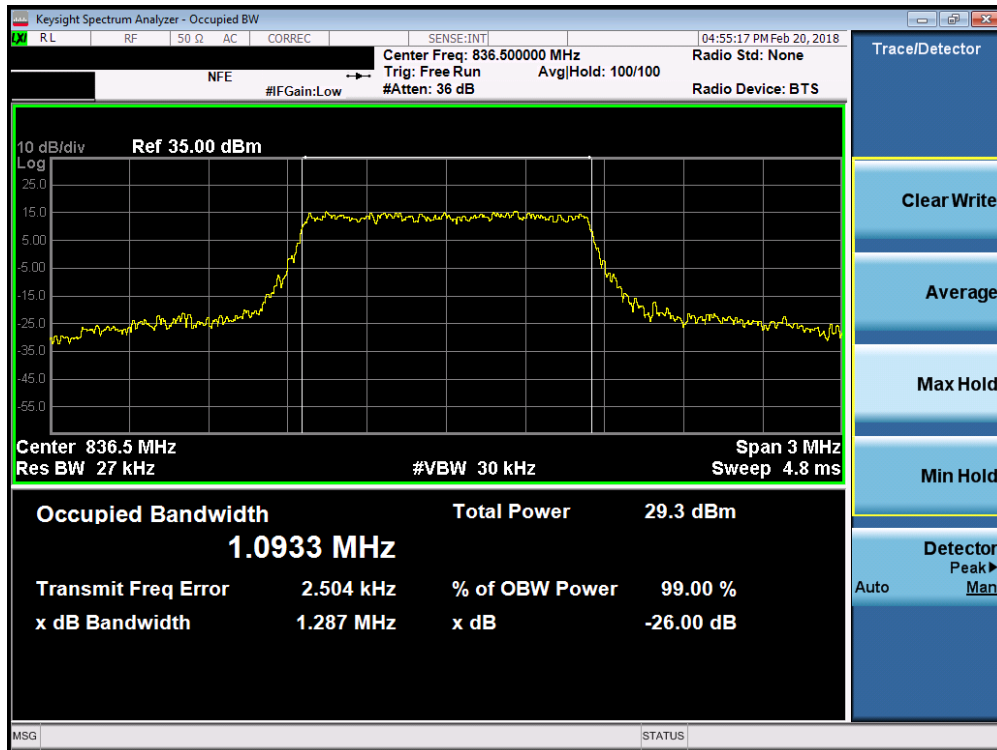


Plot 7-31. Occupied Bandwidth Plot (Band 5 - 1.4MHz QPSK - Full RB Configuration)

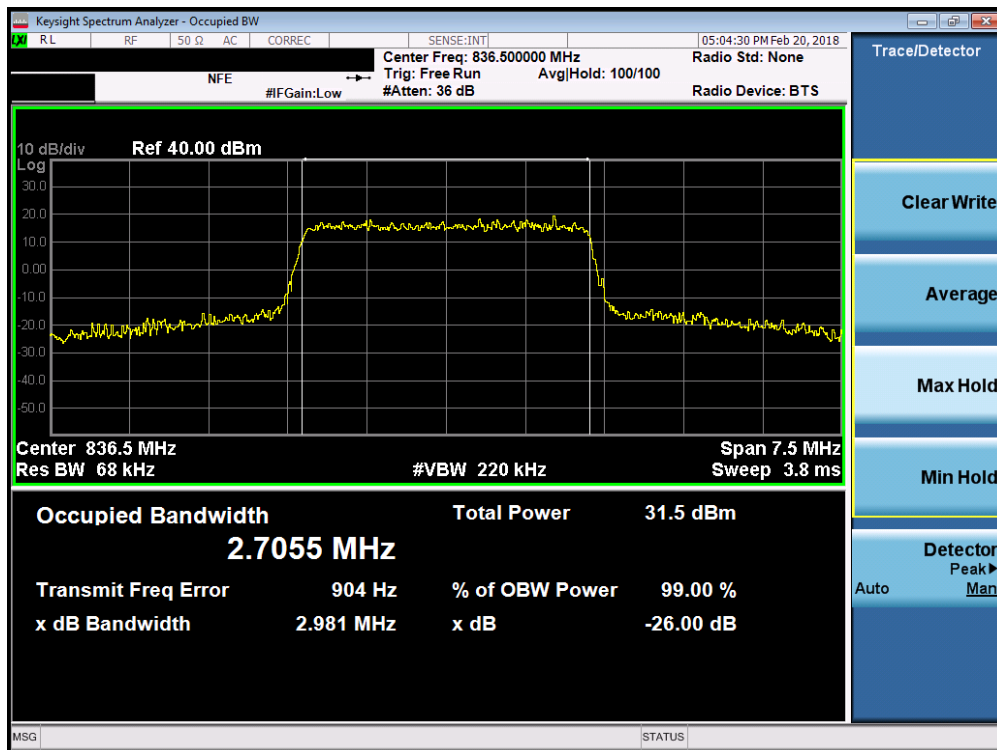


Plot 7-32. Occupied Bandwidth Plot (Band 5 - 1.4MHz 16-QAM - Full RB Configuration)

FCC ID: ZNFQ710TS		MEASUREMENT REPORT (CERTIFICATION)		Approved by: Quality Manager
Test Report S/N: 1M1803050033-03-R1.ZNF	Test Dates: 1/29/2018-3/30/2018	EUT Type: Portable Handset		Page 32 of 225

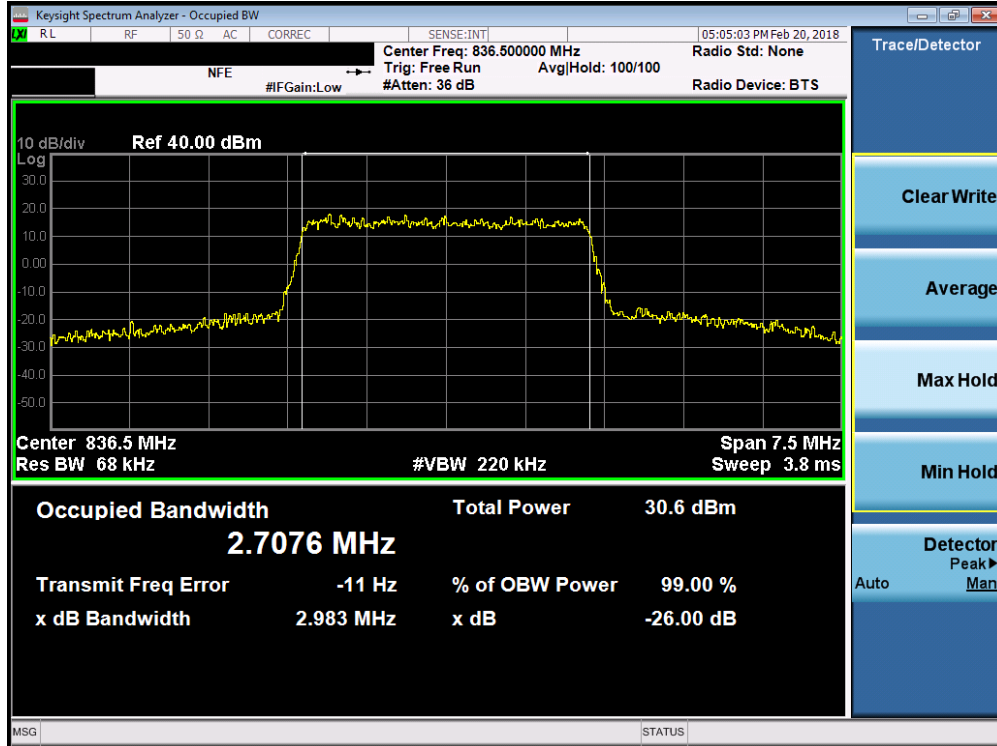


Plot 7-33. Occupied Bandwidth Plot (Band 5 - 1.4MHz 64-QAM - Full RB Configuration)

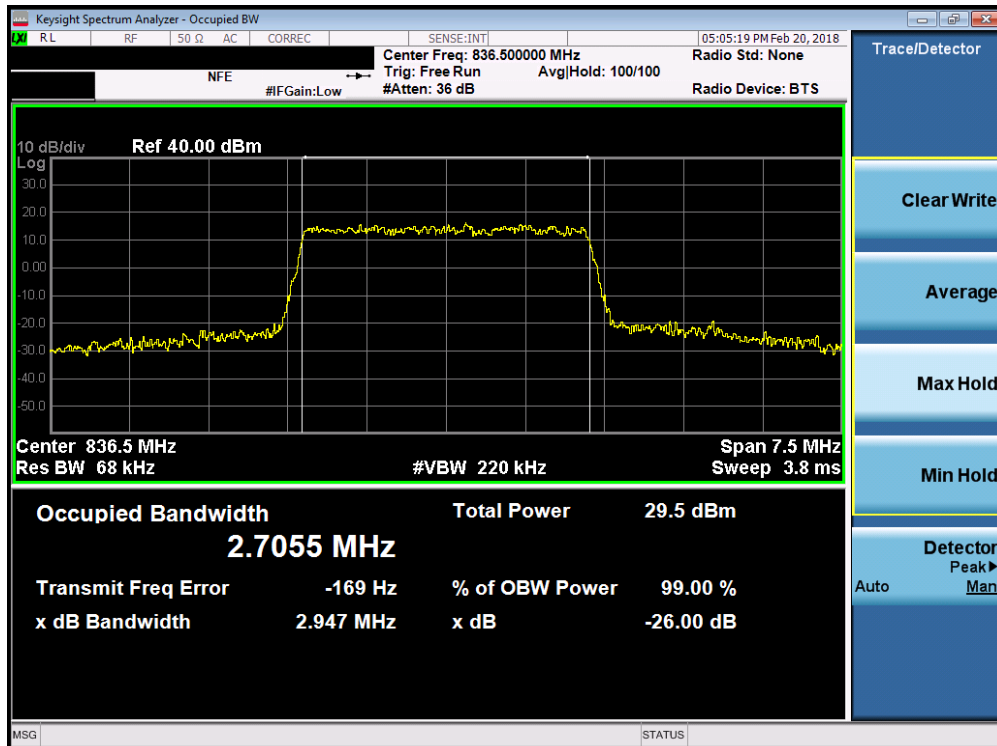


Plot 7-34. Occupied Bandwidth Plot (Band 5 - 3.0MHz QPSK - Full RB Configuration)

FCC ID: ZNFQ710TS		MEASUREMENT REPORT (CERTIFICATION)		Approved by: Quality Manager
Test Report S/N: 1M1803050033-03-R1.ZNF	Test Dates: 1/29/2018-3/30/2018	EUT Type: Portable Handset		Page 33 of 225

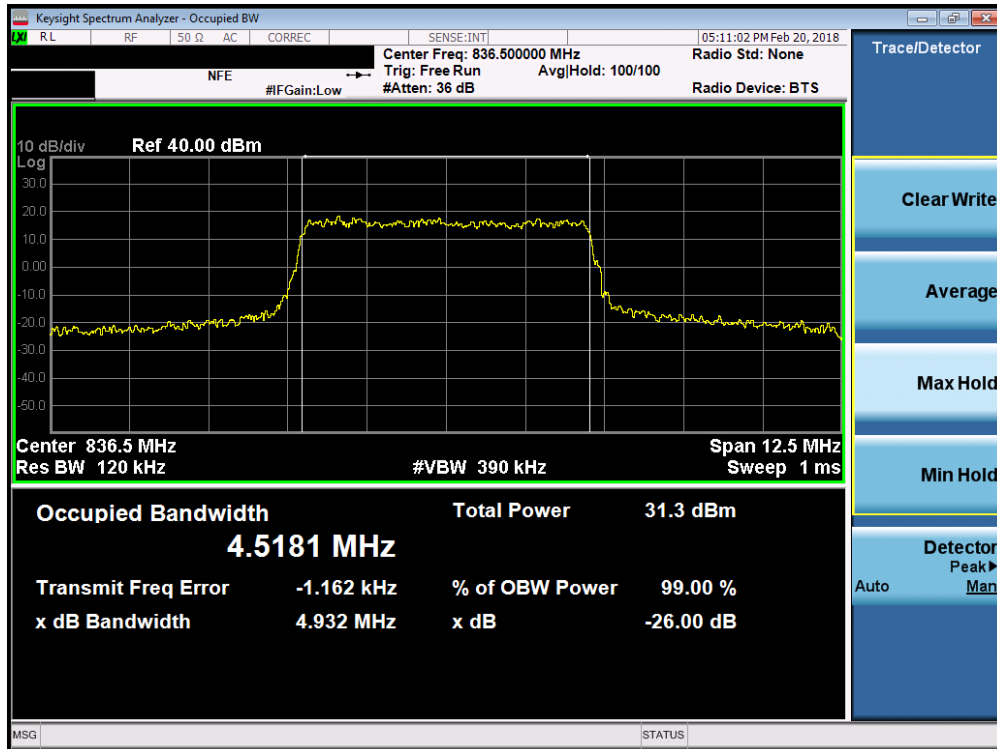


Plot 7-35. Occupied Bandwidth Plot (Band 5 - 3.0MHz 16-QAM - Full RB Configuration)

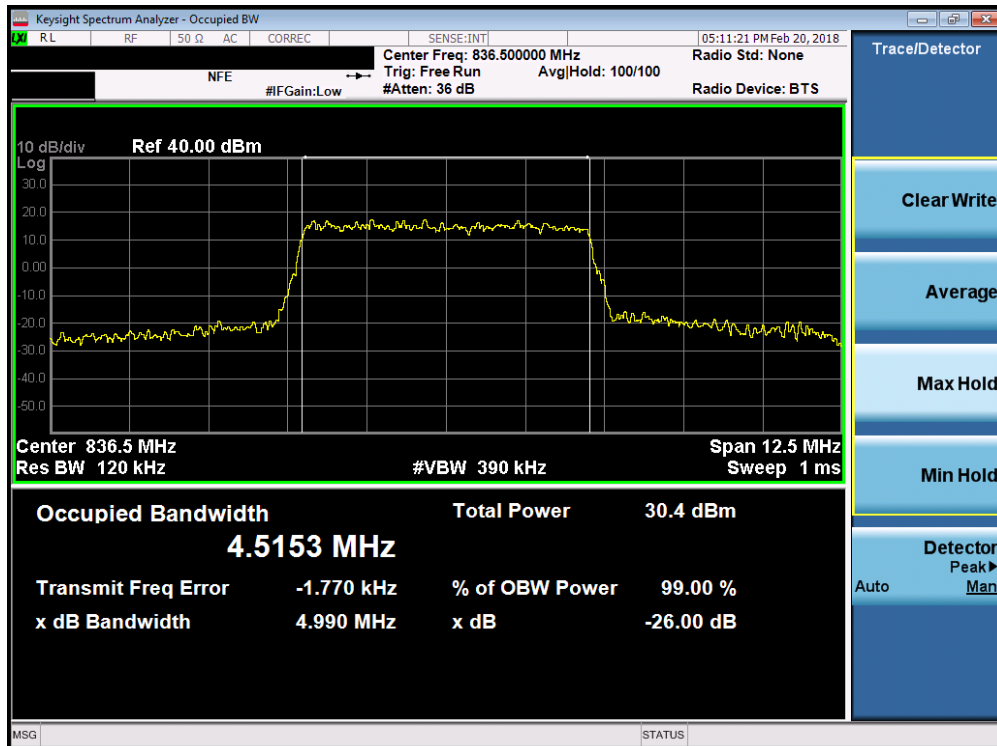


Plot 7-36. Occupied Bandwidth Plot (Band 5 - 3.0MHz 64-QAM - Full RB Configuration)

FCC ID: ZNFQ710TS		MEASUREMENT REPORT (CERTIFICATION)		Approved by: Quality Manager
Test Report S/N: 1M1803050033-03-R1.ZNF	Test Dates: 1/29/2018-3/30/2018	EUT Type: Portable Handset		Page 34 of 225

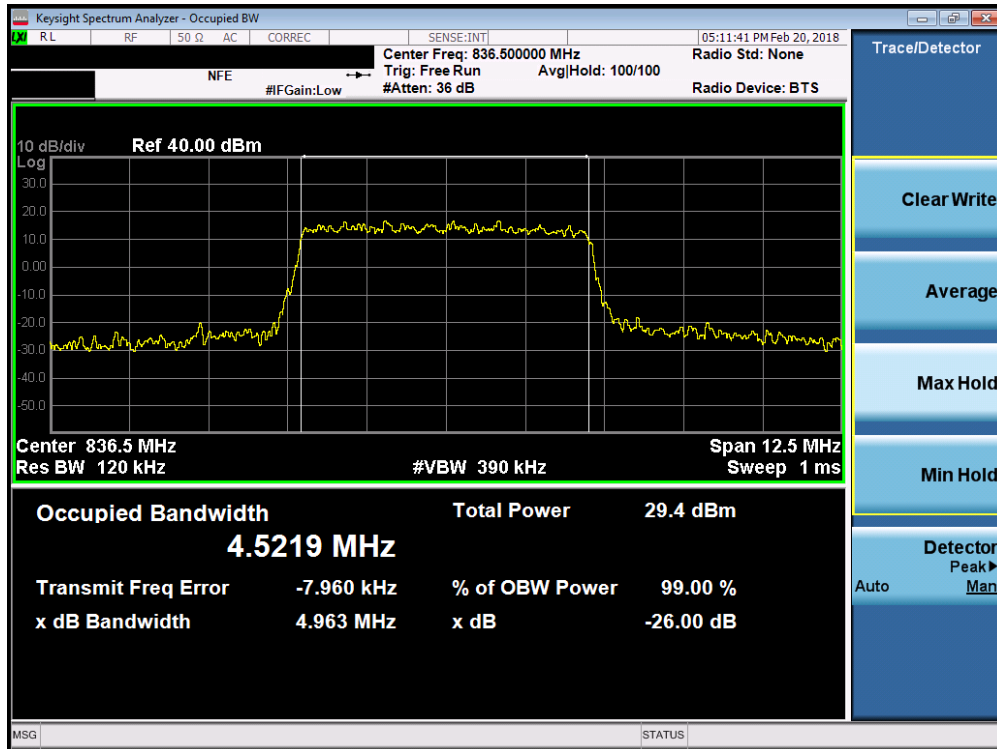


Plot 7-37. Occupied Bandwidth Plot (Band 5 - 5.0MHz QPSK - Full RB Configuration)

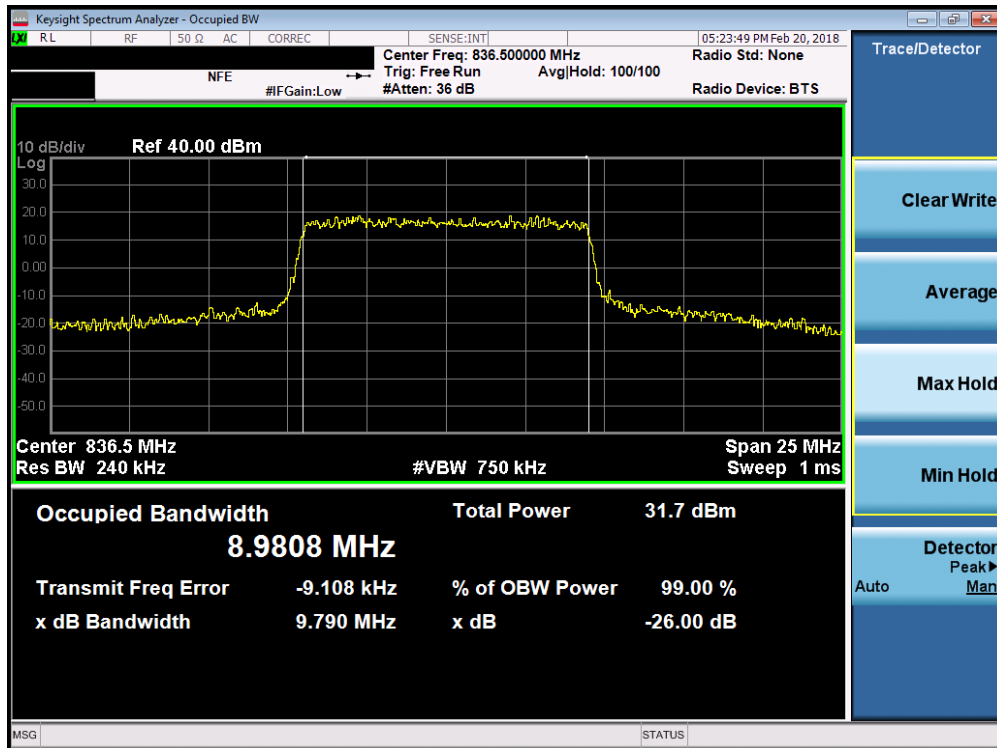


Plot 7-38. Occupied Bandwidth Plot (Band 5 - 5.0MHz 16-QAM - Full RB Configuration)

FCC ID: ZNFQ710TS		MEASUREMENT REPORT (CERTIFICATION)		Approved by: Quality Manager
Test Report S/N: 1M1803050033-03-R1.ZNF	Test Dates: 1/29/2018-3/30/2018	EUT Type: Portable Handset		Page 35 of 225

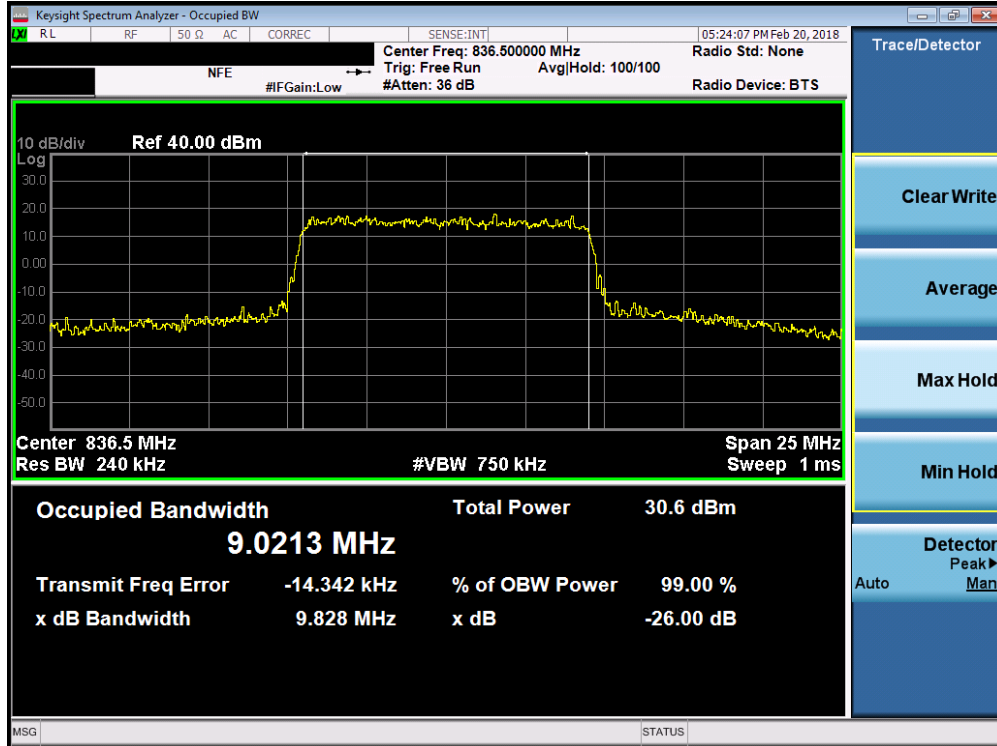


Plot 7-39. Occupied Bandwidth Plot (Band 5 - 5.0MHz 64-QAM - Full RB Configuration)

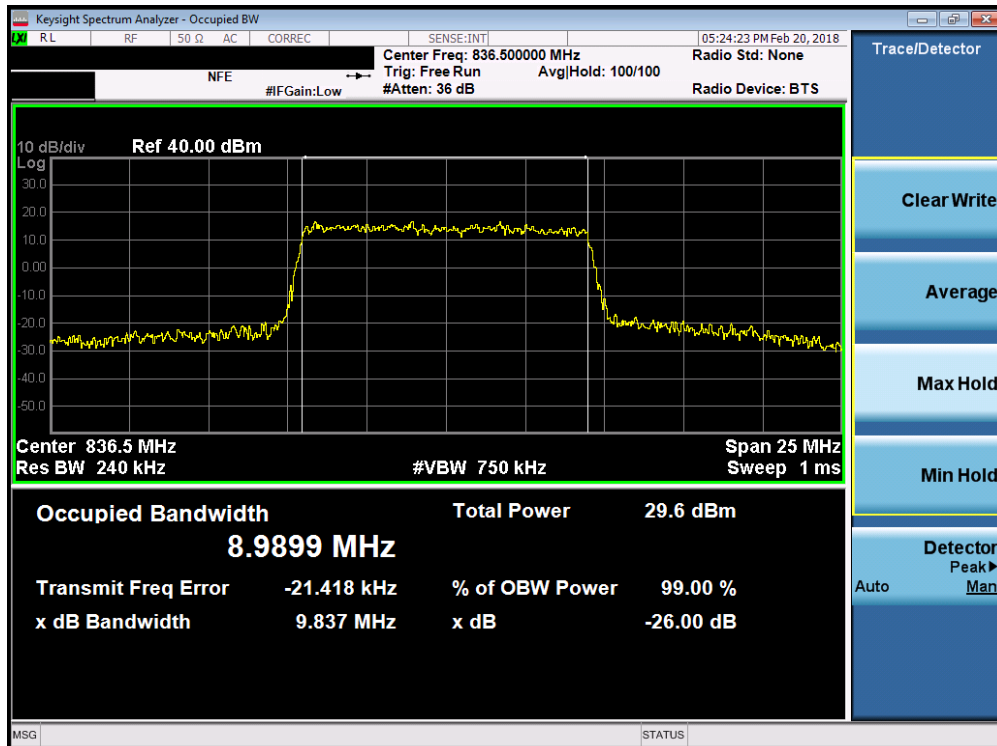


Plot 7-40. Occupied Bandwidth Plot (Band 5 - 10.0MHz QPSK - Full RB Configuration)

FCC ID: ZNFQ710TS		MEASUREMENT REPORT (CERTIFICATION)		Approved by: Quality Manager
Test Report S/N: 1M1803050033-03-R1.ZNF	Test Dates: 1/29/2018-3/30/2018	EUT Type: Portable Handset		Page 36 of 225



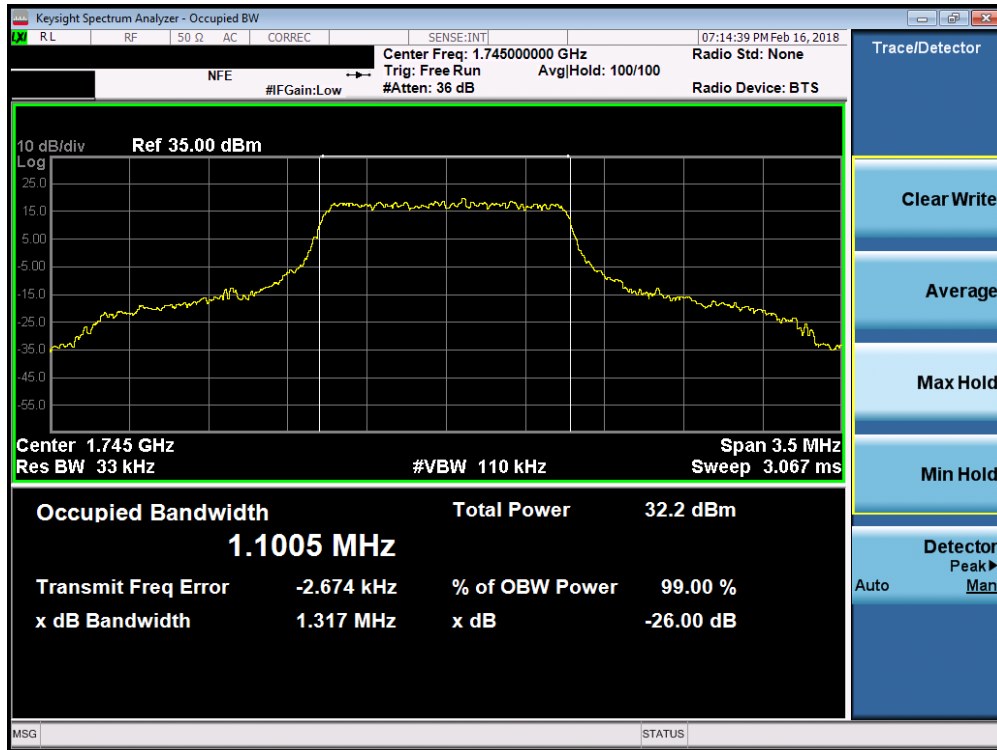
Plot 7-41. Occupied Bandwidth Plot (Band 5 - 10.0MHz 16-QAM - Full RB Configuration)



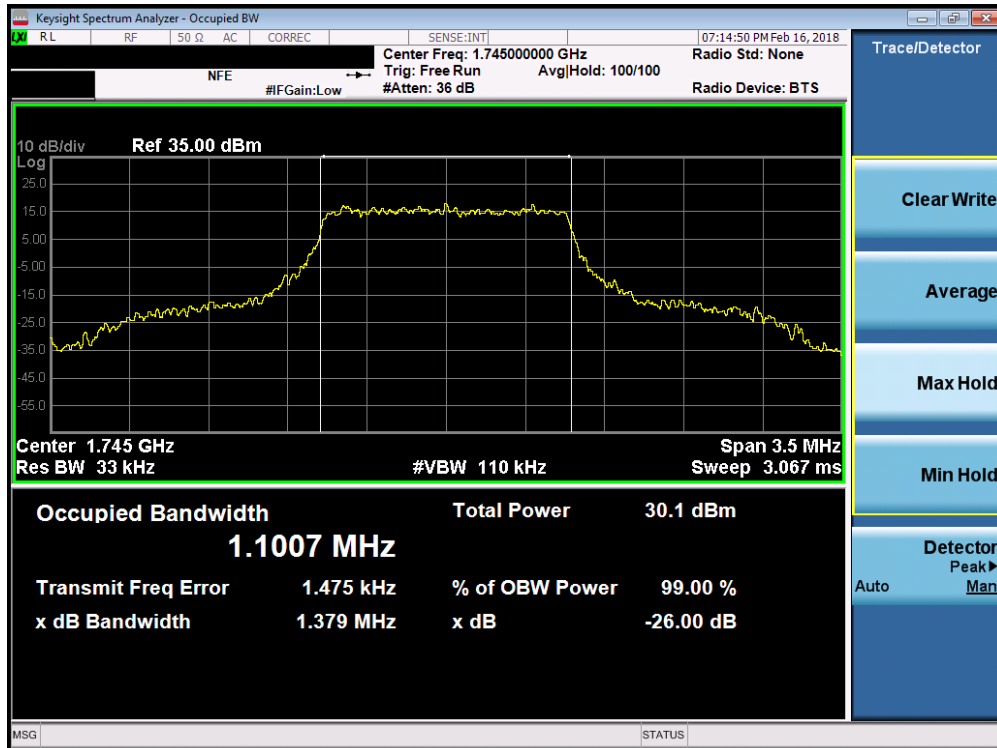
Plot 7-42. Occupied Bandwidth Plot (Band 5 - 10.0MHz 64-QAM - Full RB Configuration)

FCC ID: ZNFQ710TS		MEASUREMENT REPORT (CERTIFICATION)		Approved by: Quality Manager
Test Report S/N: 1M1803050033-03-R1.ZNF	Test Dates: 1/29/2018-3/30/2018	EUT Type: Portable Handset		Page 37 of 225

Band 66/4

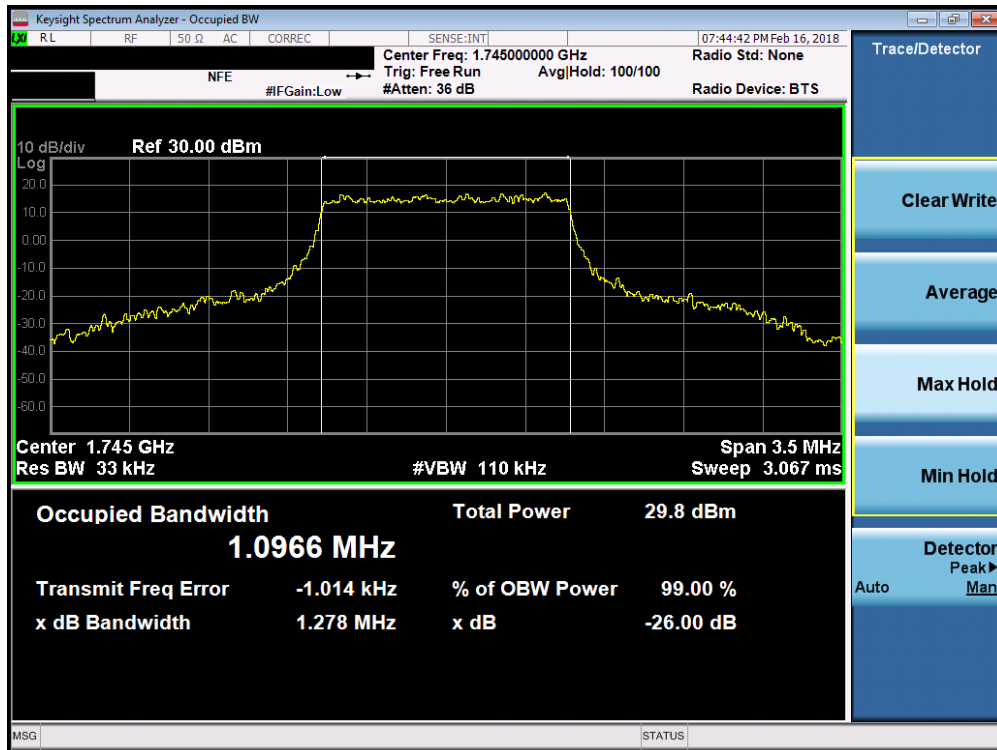


Plot 7-43. Occupied Bandwidth Plot (Band 66/4 - 1.4MHz QPSK - Full RB Configuration)

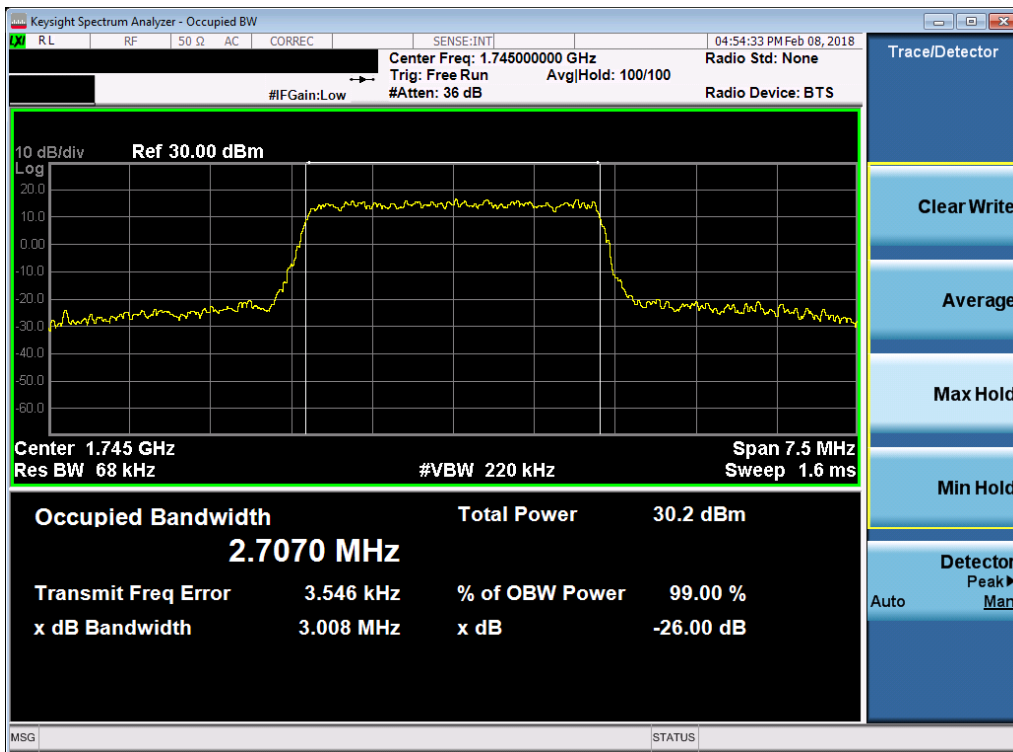


Plot 7-44. Occupied Bandwidth Plot (Band 66/4 - 1.4MHz 16-QAM - Full RB Configuration)

FCC ID: ZNFQ710TS		MEASUREMENT REPORT (CERTIFICATION)		Approved by: Quality Manager
Test Report S/N: 1M1803050033-03-R1.ZNF	Test Dates: 1/29/2018-3/30/2018	EUT Type: Portable Handset		Page 38 of 225

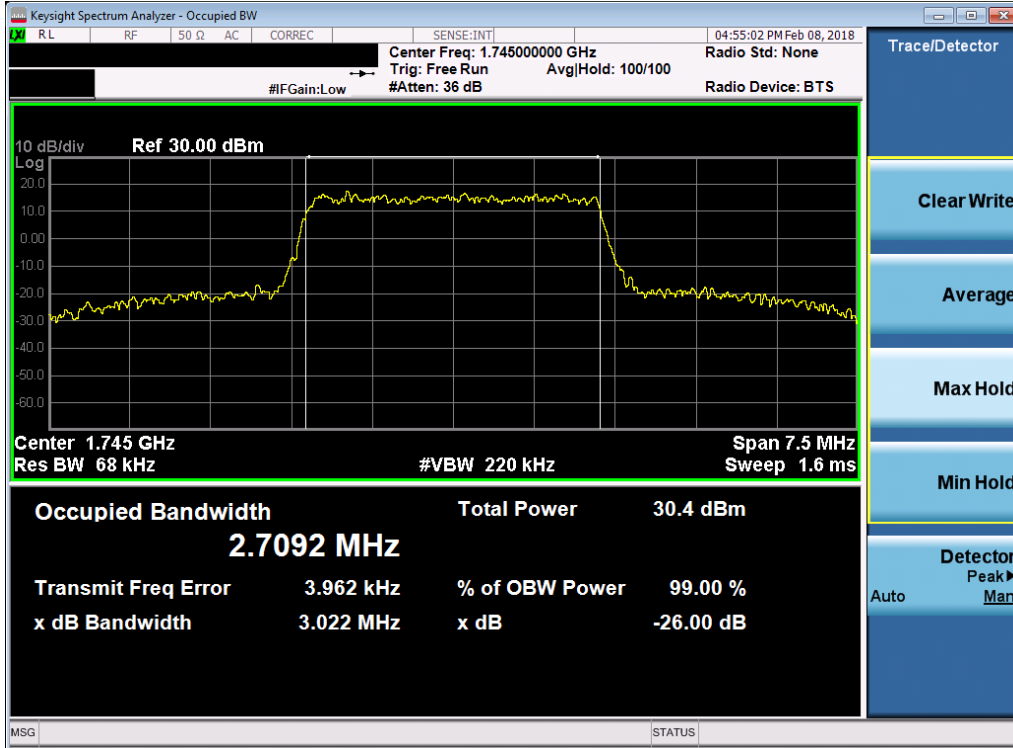


Plot 7-45. Occupied Bandwidth Plot (Band 66/4 - 1.4MHz 64-QAM - Full RB Configuration)

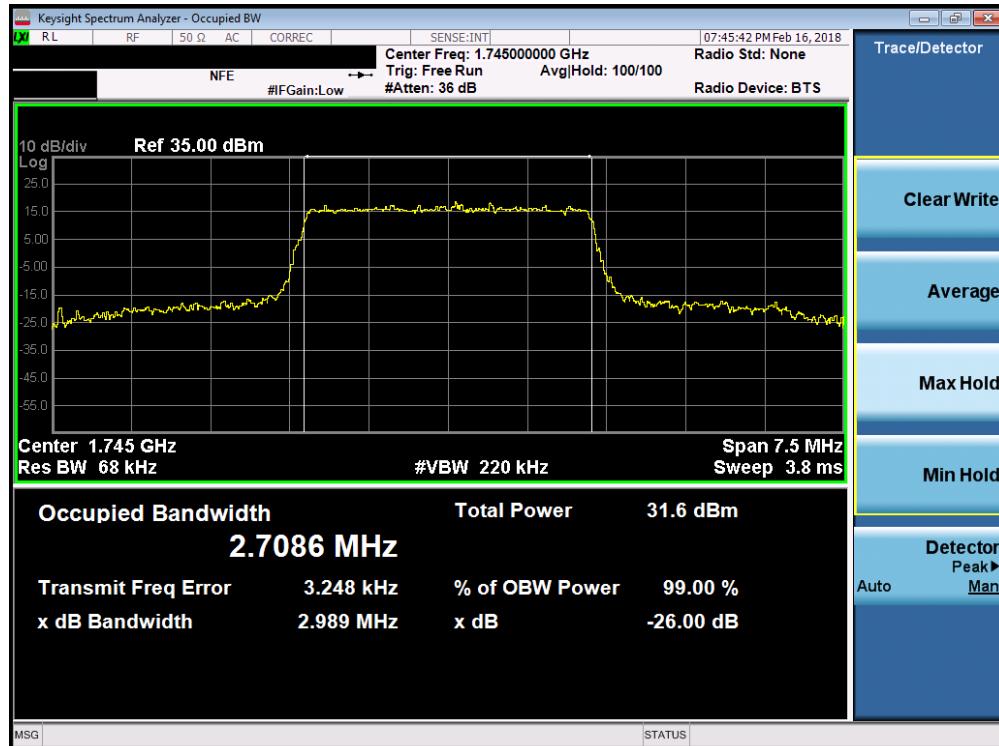


Plot 7-46. Occupied Bandwidth Plot (Band 66/4 - 3.0MHz QPSK - Full RB Configuration)

FCC ID: ZNFQ710TS		MEASUREMENT REPORT (CERTIFICATION)		Approved by: Quality Manager
Test Report S/N: 1M1803050033-03-R1.ZNF	Test Dates: 1/29/2018-3/30/2018	EUT Type: Portable Handset		Page 39 of 225

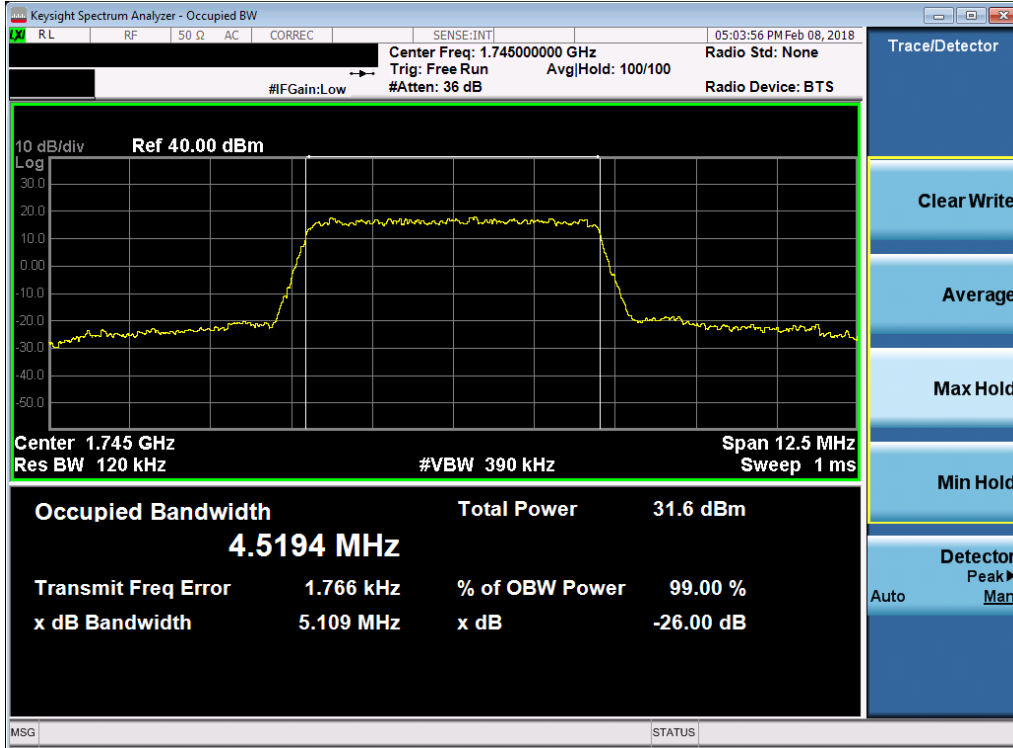


Plot 7-47. Occupied Bandwidth Plot (Band 66/4 - 3.0MHz 16-QAM - Full RB Configuration)

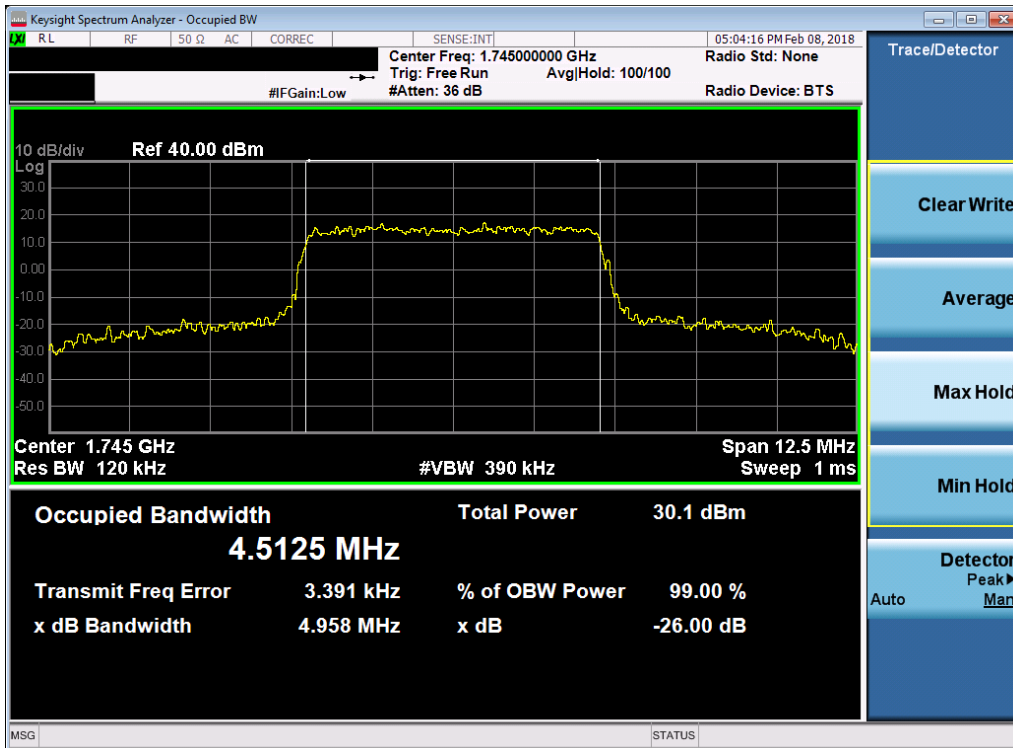


Plot 7-48. Occupied Bandwidth Plot (Band 66/4 - 3.0MHz 64-QAM - Full RB Configuration)

FCC ID: ZNFQ710TS		MEASUREMENT REPORT (CERTIFICATION)		Approved by: Quality Manager
Test Report S/N: 1M1803050033-03-R1-ZNF	Test Dates: 1/29/2018-3/30/2018	EUT Type: Portable Handset		Page 40 of 225

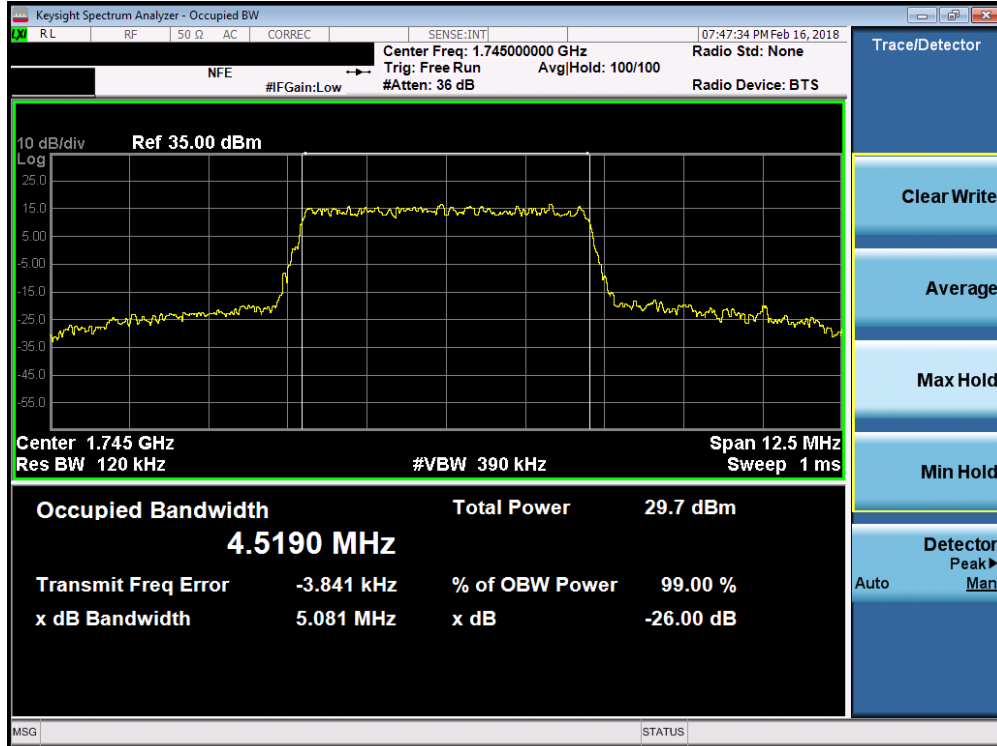


Plot 7-49. Occupied Bandwidth Plot (Band 66/4 - 5.0MHz QPSK - Full RB Configuration)

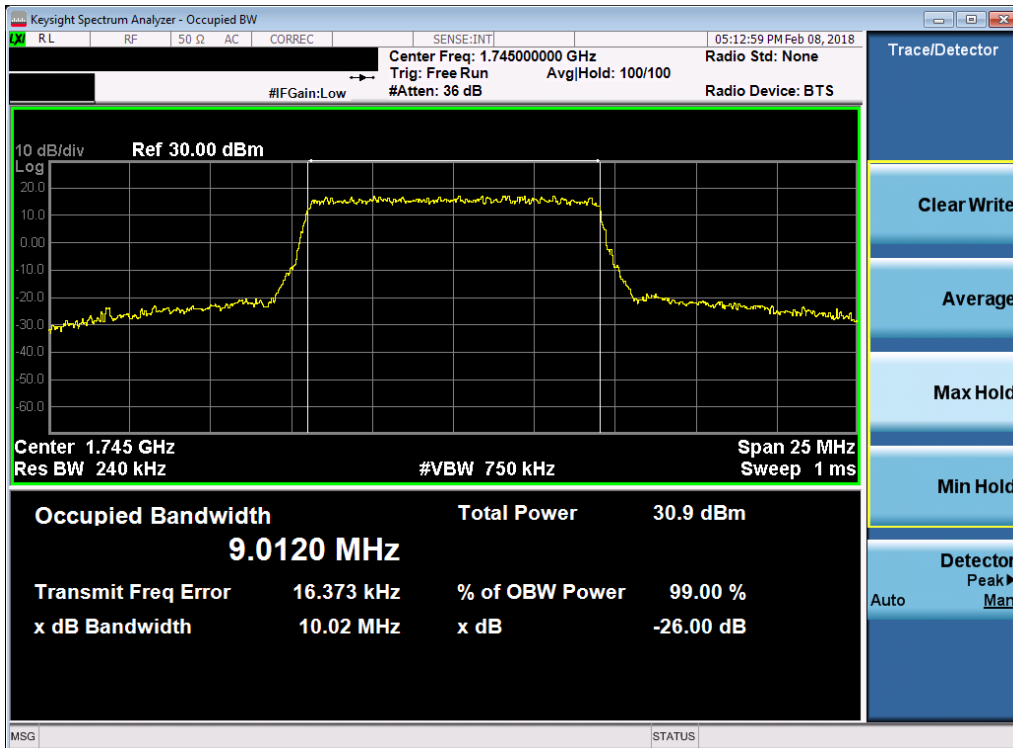


Plot 7-50. Occupied Bandwidth Plot (Band 66/4 - 5.0MHz 16-QAM - Full RB Configuration)

FCC ID: ZNFQ710TS		MEASUREMENT REPORT (CERTIFICATION)		Approved by: Quality Manager
Test Report S/N: 1M1803050033-03-R1-ZNF	Test Dates: 1/29/2018-3/30/2018	EUT Type: Portable Handset		Page 41 of 225

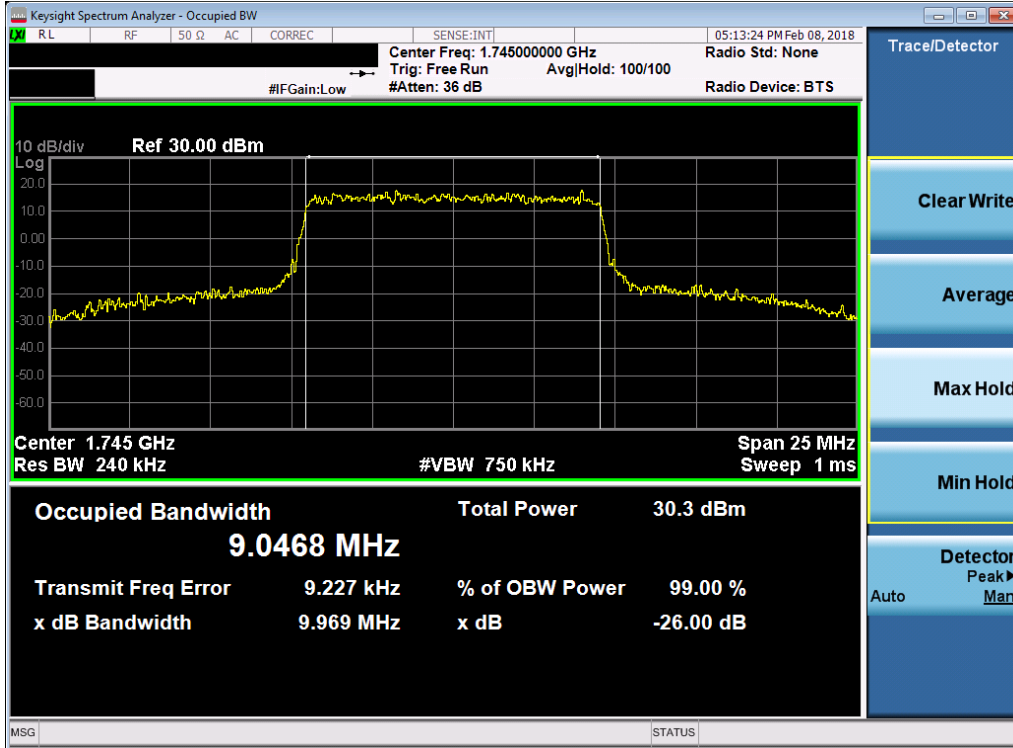


Plot 7-51. Occupied Bandwidth Plot (Band 66/4 - 5.0MHz 64-QAM - Full RB Configuration)

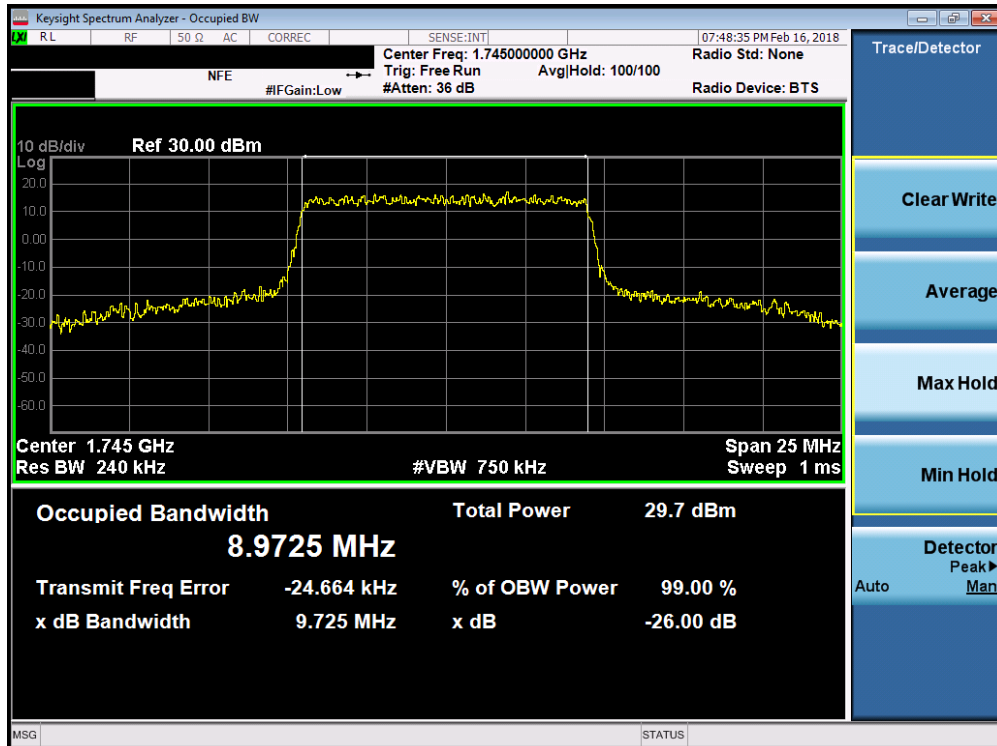


Plot 7-52. Occupied Bandwidth Plot (Band 66/4 - 10.0MHz QPSK - Full RB Configuration)

FCC ID: ZNFQ710TS		MEASUREMENT REPORT (CERTIFICATION)		Approved by: Quality Manager
Test Report S/N: 1M1803050033-03-R1.ZNF	Test Dates: 1/29/2018-3/30/2018	EUT Type: Portable Handset		Page 42 of 225

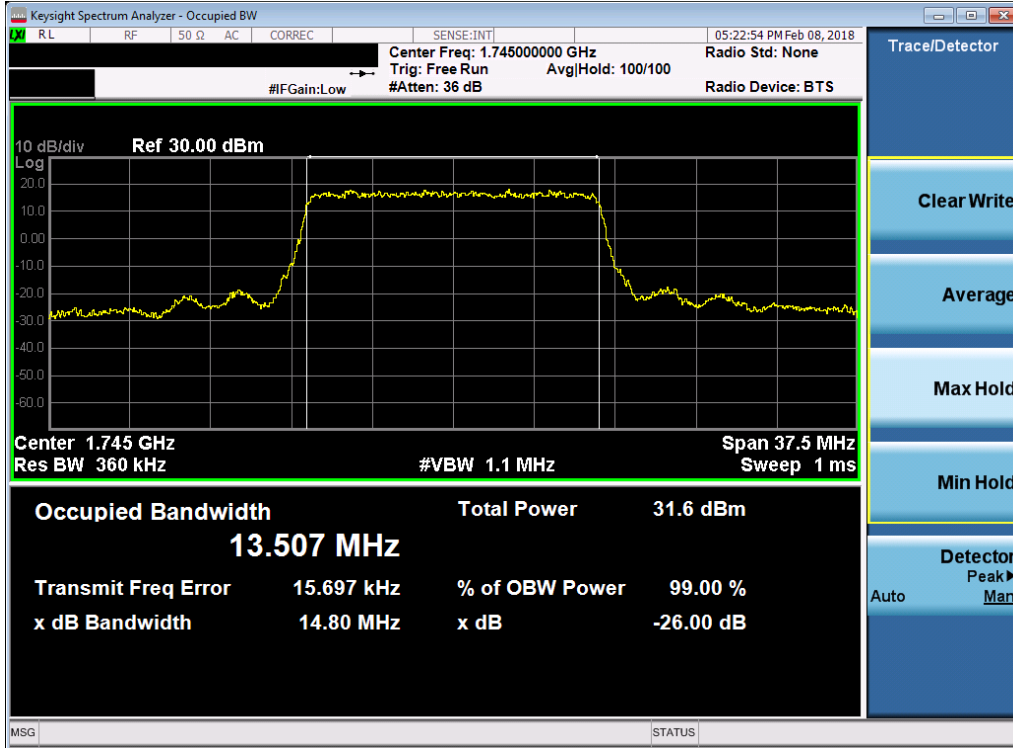


Plot 7-53. Occupied Bandwidth Plot (Band 66/4 - 10.0MHz 16-QAM - Full RB Configuration)

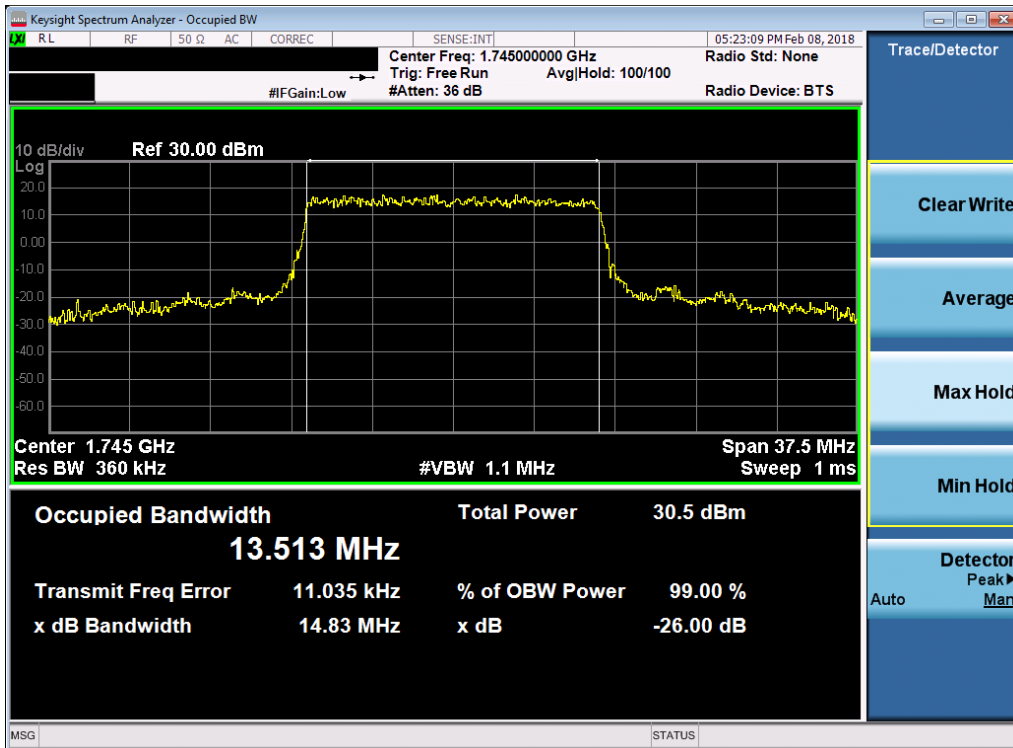


Plot 7-54. Occupied Bandwidth Plot (Band 66/4 - 10.0MHz 64-QAM - Full RB Configuration)

FCC ID: ZNFQ710TS		MEASUREMENT REPORT (CERTIFICATION)		Approved by: Quality Manager
Test Report S/N: 1M1803050033-03-R1.ZNF	Test Dates: 1/29/2018-3/30/2018	EUT Type: Portable Handset		Page 43 of 225

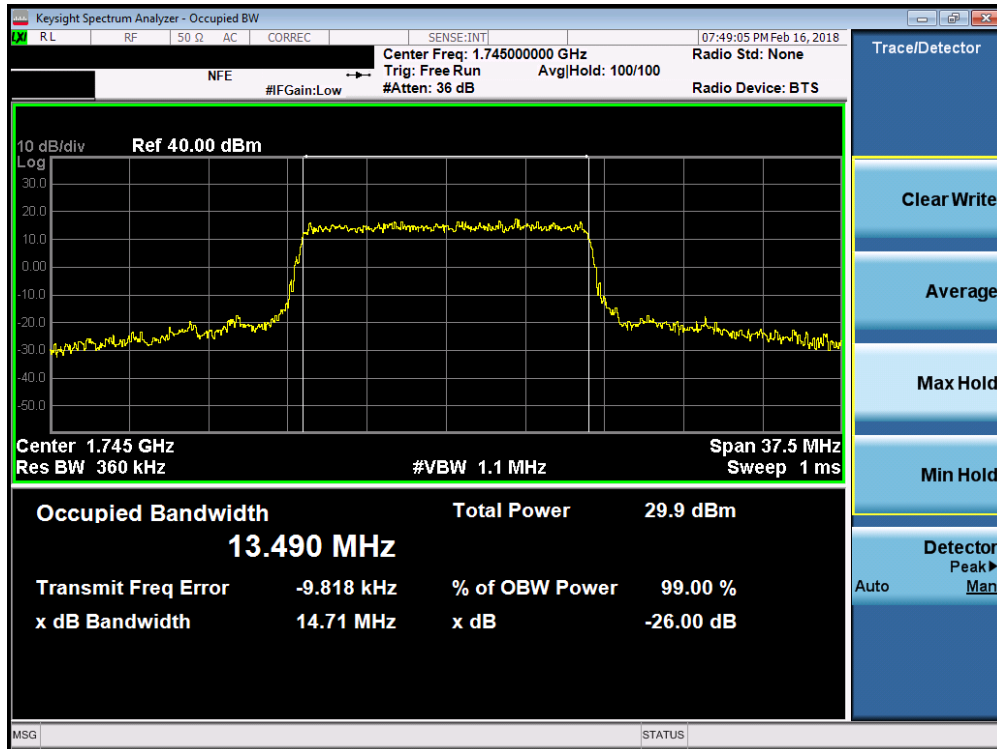


Plot 7-55. Occupied Bandwidth Plot (Band 66/4 - 15.0MHz QPSK - Full RB Configuration)

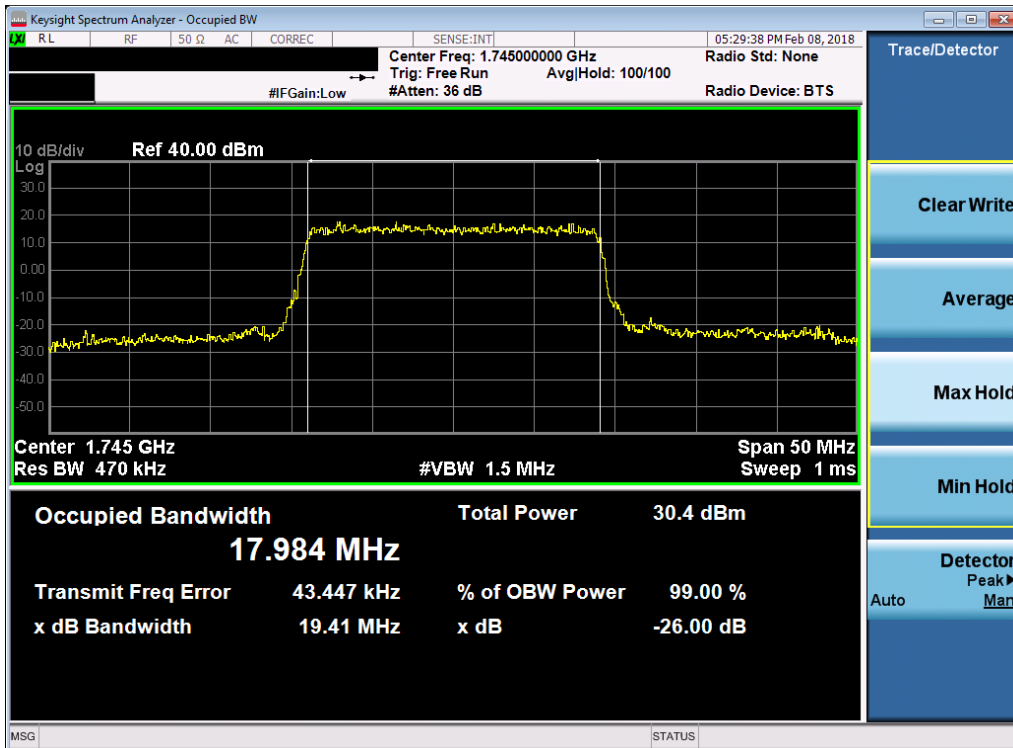


Plot 7-56. Occupied Bandwidth Plot (Band 66/4 - 15.0MHz 16-QAM - Full RB Configuration)

FCC ID: ZNFQ710TS		MEASUREMENT REPORT (CERTIFICATION)		Approved by: Quality Manager
Test Report S/N: 1M1803050033-03-R1-ZNF	Test Dates: 1/29/2018-3/30/2018	EUT Type: Portable Handset		Page 44 of 225

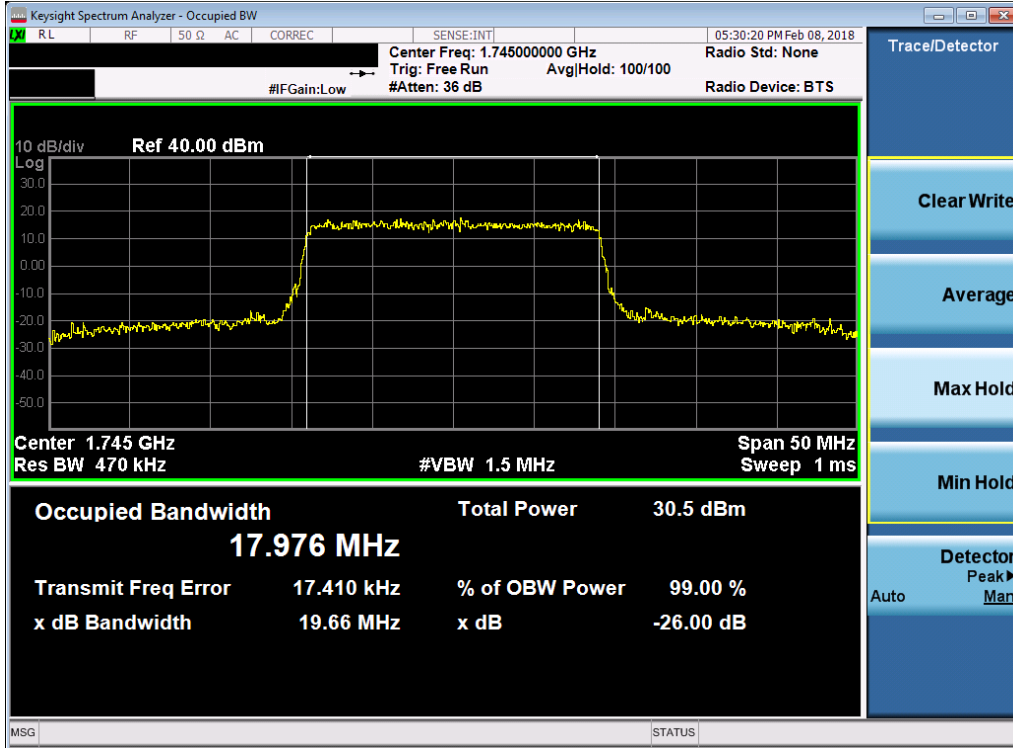


Plot 7-57. Occupied Bandwidth Plot (Band 66/4 - 15.0MHz 64-QAM - Full RB Configuration)

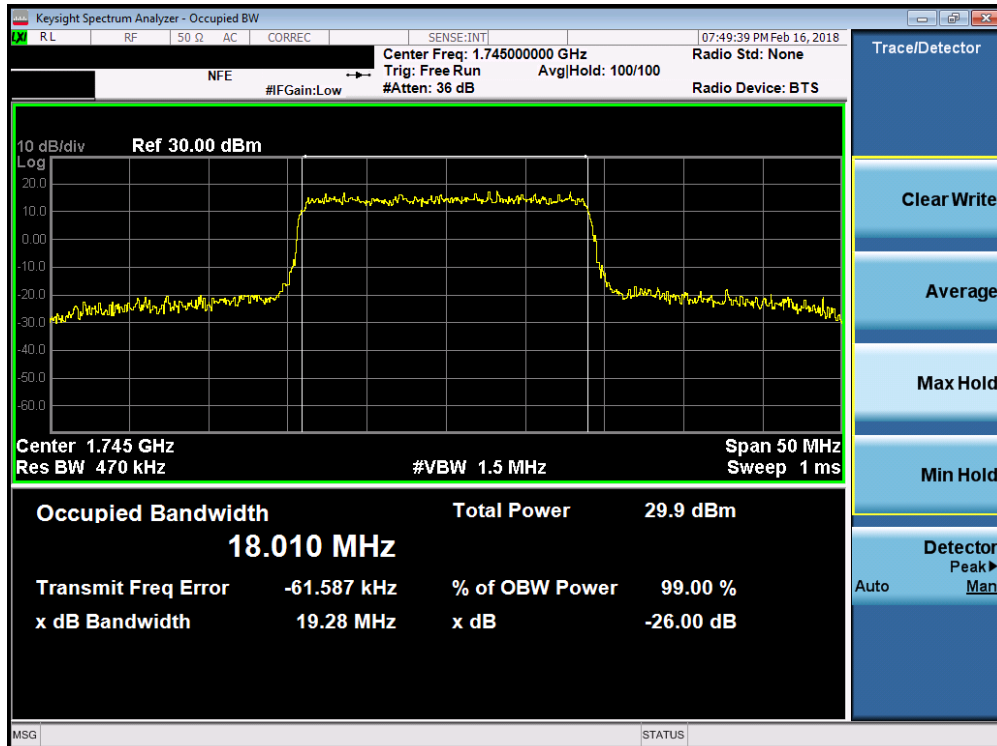


Plot 7-58. Occupied Bandwidth Plot (Band 66/4 - 20.0MHz QPSK - Full RB Configuration)

FCC ID: ZNFQ710TS		MEASUREMENT REPORT (CERTIFICATION)		Approved by: Quality Manager
Test Report S/N: 1M1803050033-03-R1.ZNF	Test Dates: 1/29/2018-3/30/2018	EUT Type: Portable Handset		Page 45 of 225



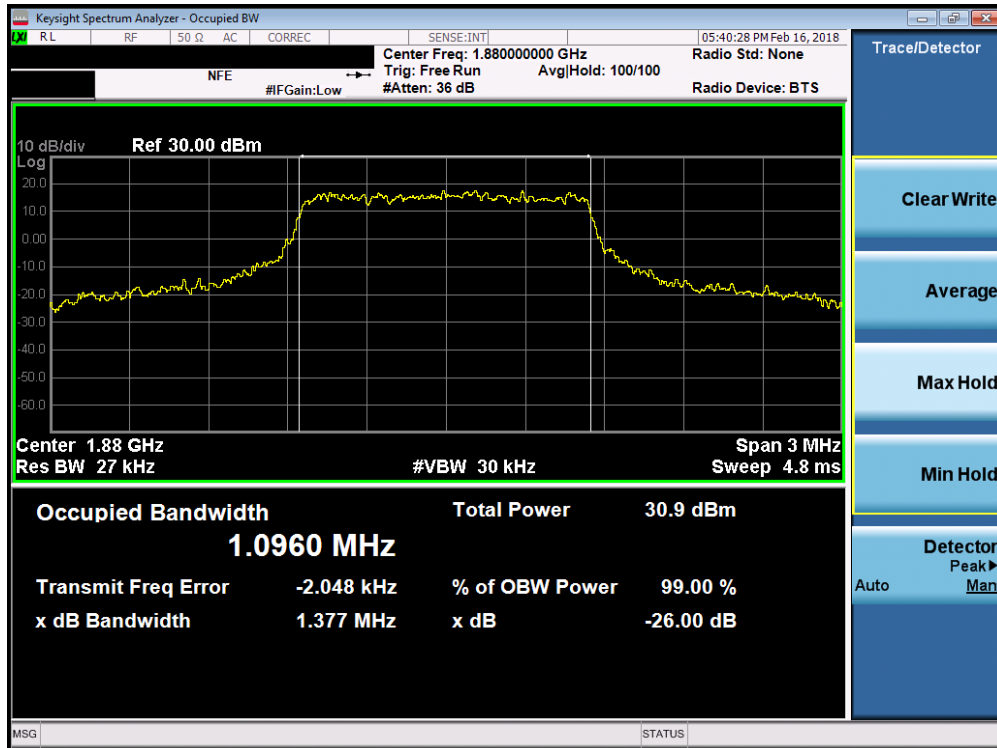
Plot 7-59. Occupied Bandwidth Plot (Band 66/4 - 20.0MHz 16-QAM - Full RB Configuration)



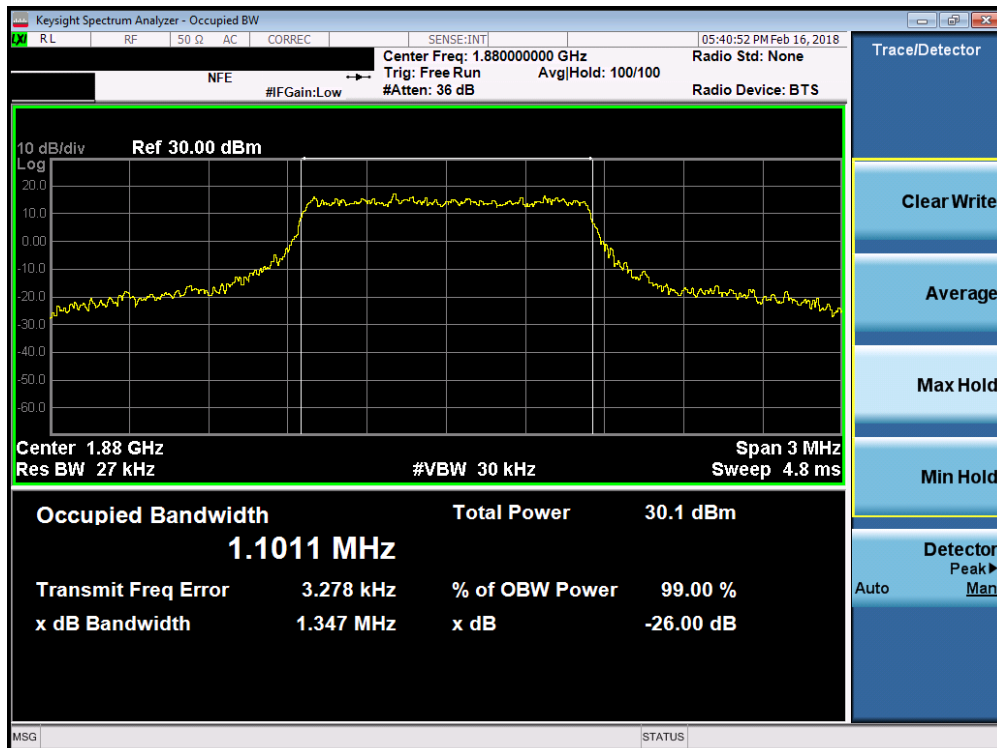
Plot 7-60. Occupied Bandwidth Plot (Band 66/4 - 20.0MHz 64-QAM - Full RB Configuration)

FCC ID: ZNFQ710TS		MEASUREMENT REPORT (CERTIFICATION)		Approved by: Quality Manager
Test Report S/N: 1M1803050033-03-R1.ZNF	Test Dates: 1/29/2018-3/30/2018	EUT Type: Portable Handset		Page 46 of 225

Band 2



Plot 7-61. Occupied Bandwidth Plot (Band 2 - 1.4MHz QPSK - Full RB Configuration)

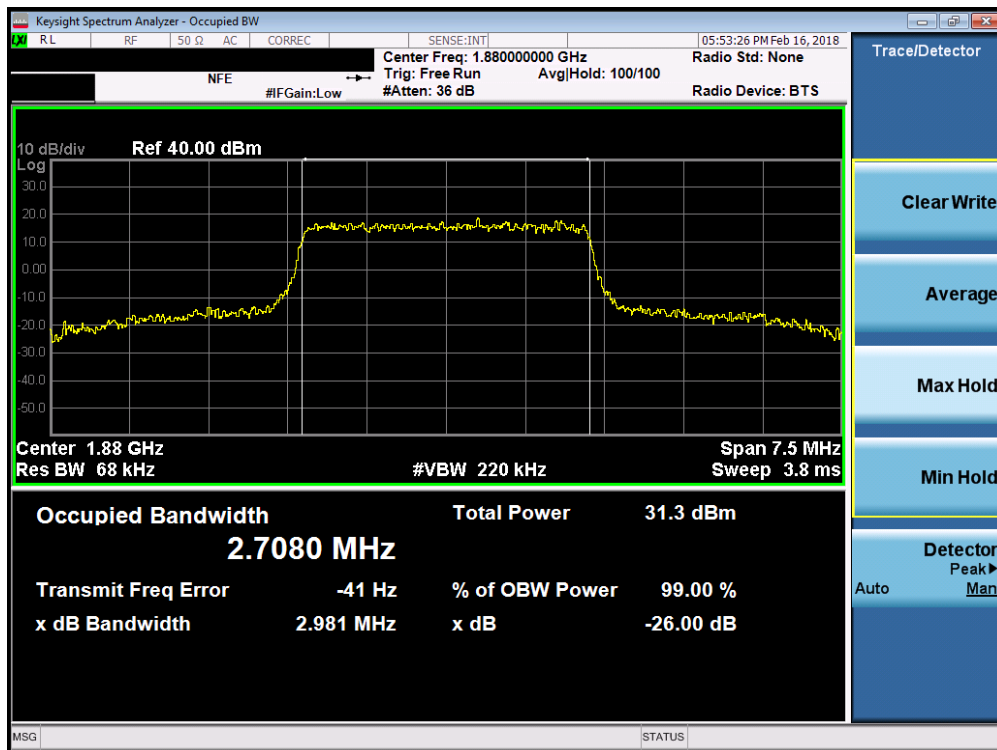


Plot 7-62. Occupied Bandwidth Plot (Band 2 - 1.4MHz 16-QAM - Full RB Configuration)

FCC ID: ZNFQ710TS		MEASUREMENT REPORT (CERTIFICATION)		Approved by: Quality Manager
Test Report S/N: 1M1803050033-03-R1.ZNF	Test Dates: 1/29/2018-3/30/2018	EUT Type: Portable Handset		Page 47 of 225

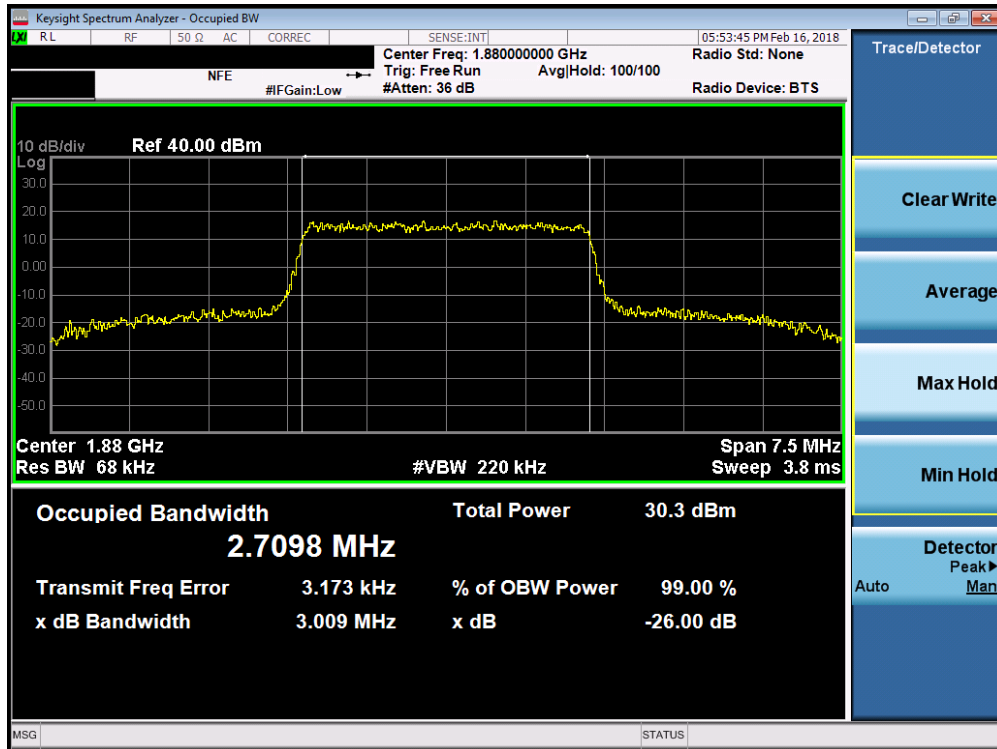


Plot 7-63. Occupied Bandwidth Plot (Band 2 - 1.4MHz 64-QAM - Full RB Configuration)

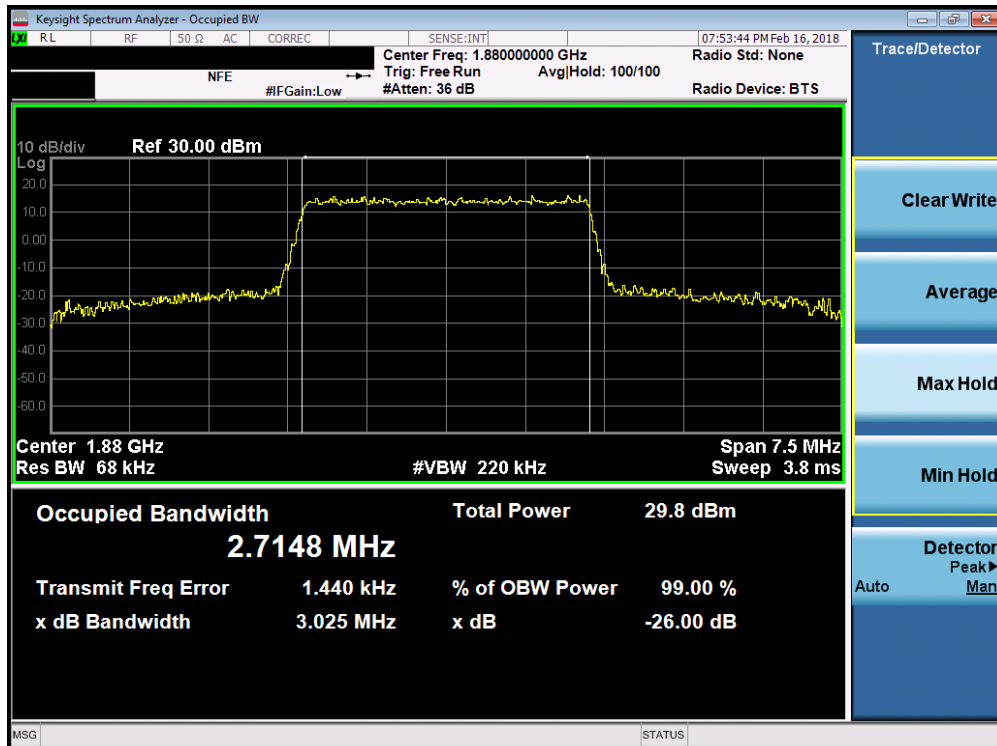


Plot 7-64. Occupied Bandwidth Plot (Band 2 - 3.0MHz QPSK - Full RB Configuration)

FCC ID: ZNFQ710TS		MEASUREMENT REPORT (CERTIFICATION)		Approved by: Quality Manager
Test Report S/N: 1M1803050033-03-R1.ZNF	Test Dates: 1/29/2018-3/30/2018	EUT Type: Portable Handset		Page 48 of 225

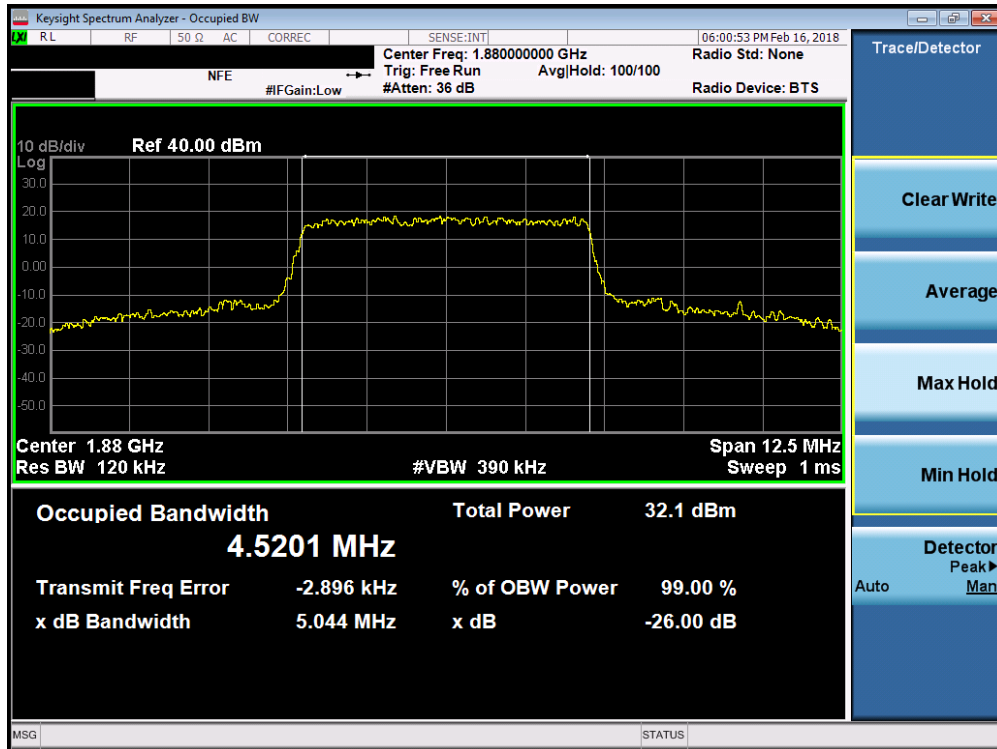


Plot 7-65. Occupied Bandwidth Plot (Band 2 - 3.0MHz 16-QAM - Full RB Configuration)

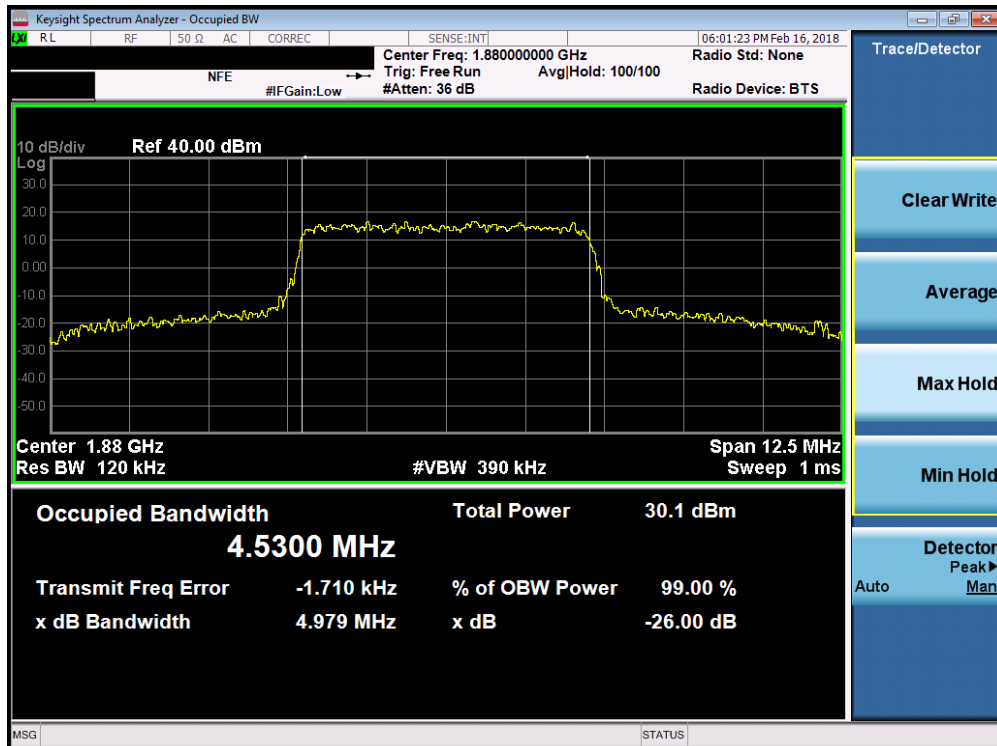


Plot 7-66. Occupied Bandwidth Plot (Band 2 - 3.0MHz 64-QAM - Full RB Configuration)

FCC ID: ZNFQ710TS		MEASUREMENT REPORT (CERTIFICATION)		Approved by: Quality Manager
Test Report S/N: 1M1803050033-03-R1.ZNF	Test Dates: 1/29/2018-3/30/2018	EUT Type: Portable Handset		Page 49 of 225

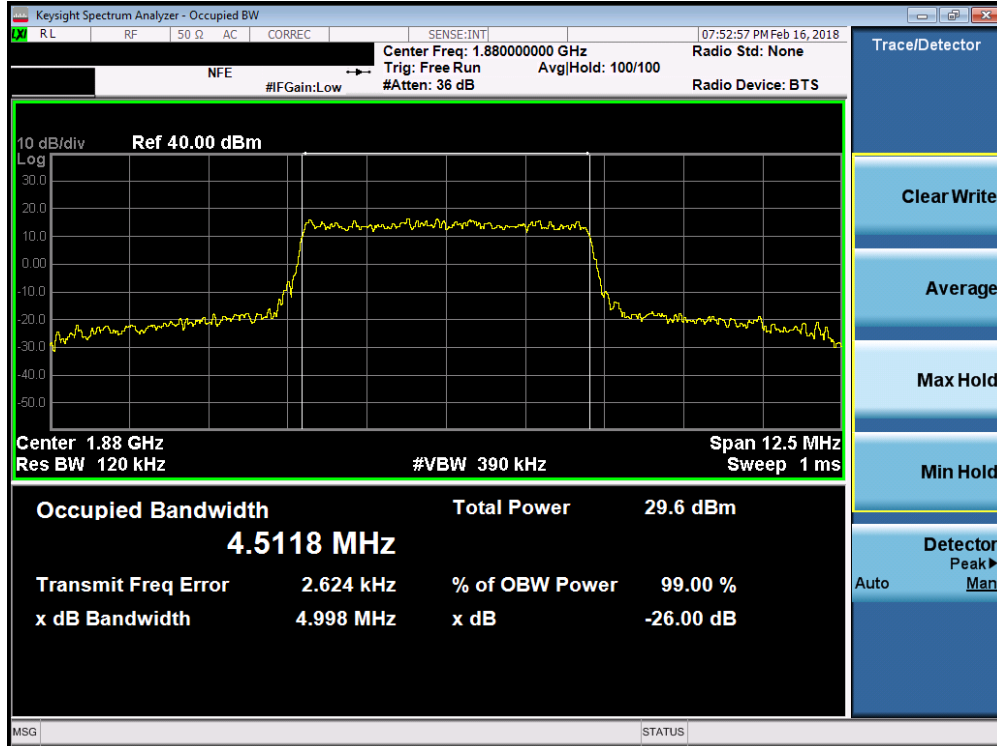


Plot 7-67. Occupied Bandwidth Plot (Band 2 - 5.0MHz QPSK - Full RB Configuration)

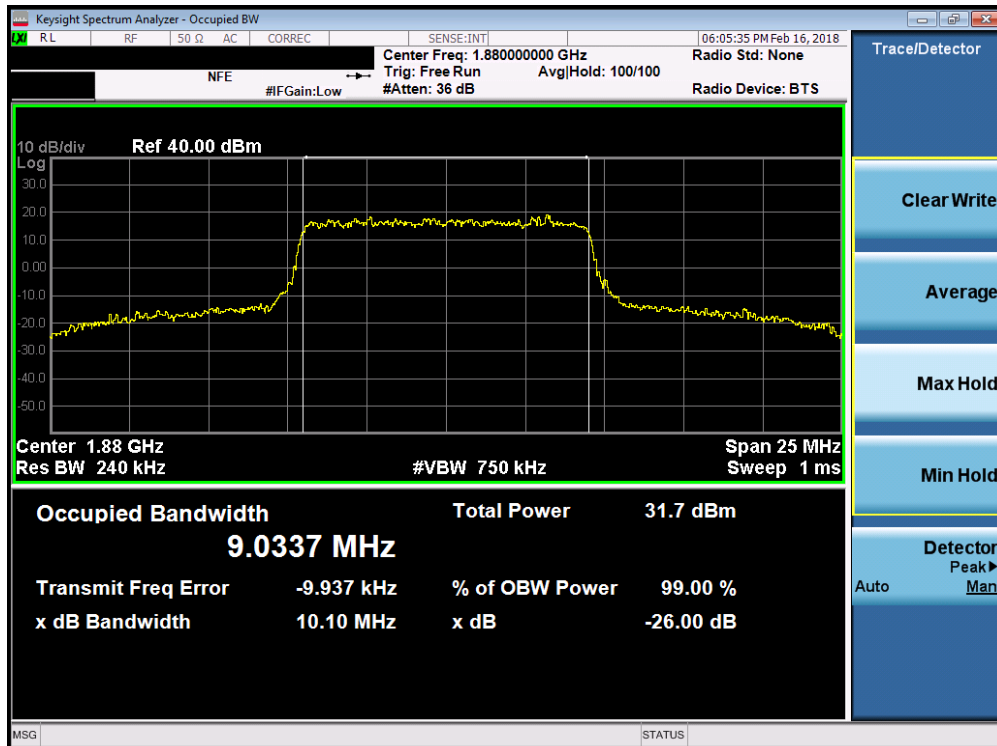


Plot 7-68. Occupied Bandwidth Plot (Band 2 - 5.0MHz 16-QAM - Full RB Configuration)

FCC ID: ZNFQ710TS		MEASUREMENT REPORT (CERTIFICATION)		Approved by: Quality Manager
Test Report S/N: 1M1803050033-03-R1.ZNF	Test Dates: 1/29/2018-3/30/2018	EUT Type: Portable Handset		Page 50 of 225

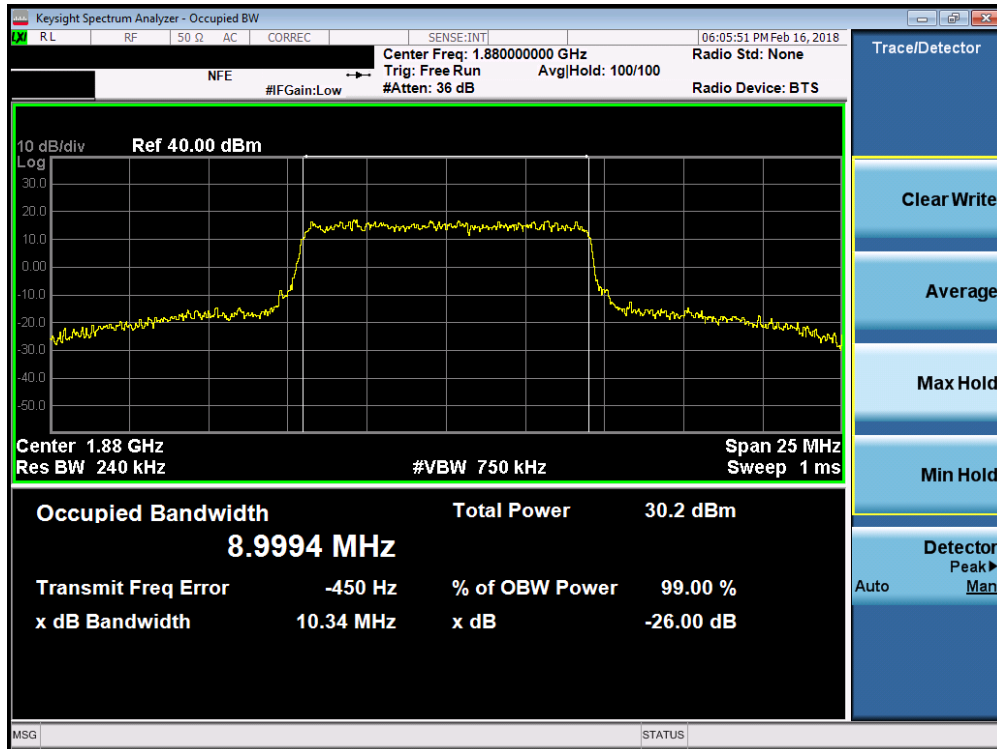


Plot 7-69. Occupied Bandwidth Plot (Band 2 - 5.0MHz 64-QAM - Full RB Configuration)

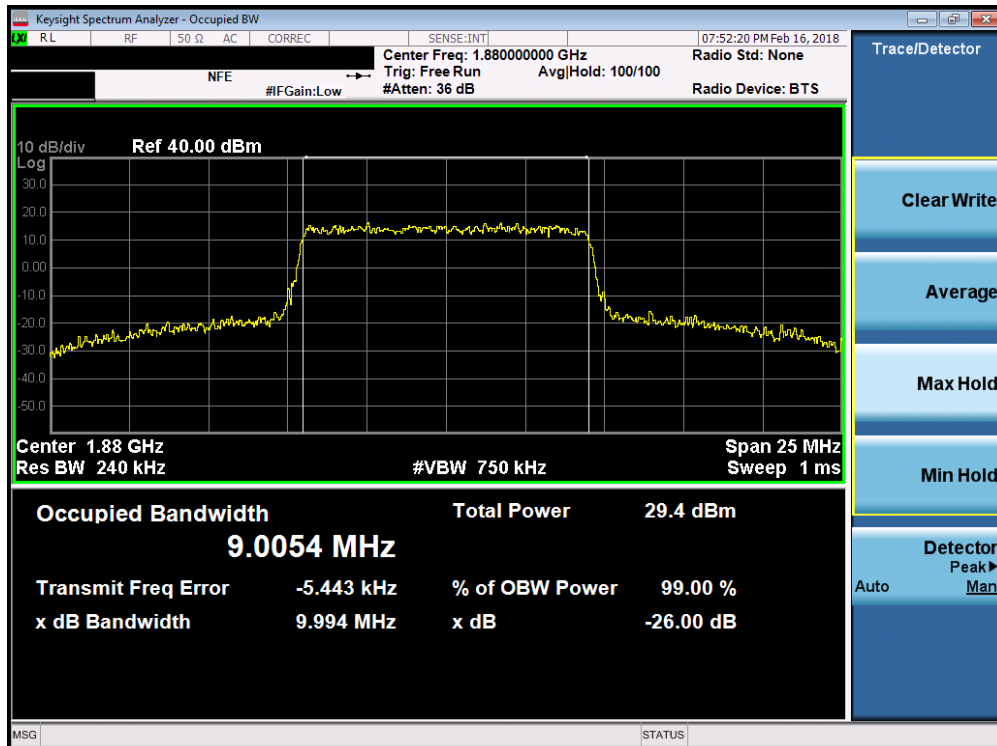


Plot 7-70. Occupied Bandwidth Plot (Band 2 - 10.0MHz QPSK - Full RB Configuration)

FCC ID: ZNFQ710TS		MEASUREMENT REPORT (CERTIFICATION)		Approved by: Quality Manager
Test Report S/N: 1M1803050033-03-R1.ZNF	Test Dates: 1/29/2018-3/30/2018	EUT Type: Portable Handset		Page 51 of 225

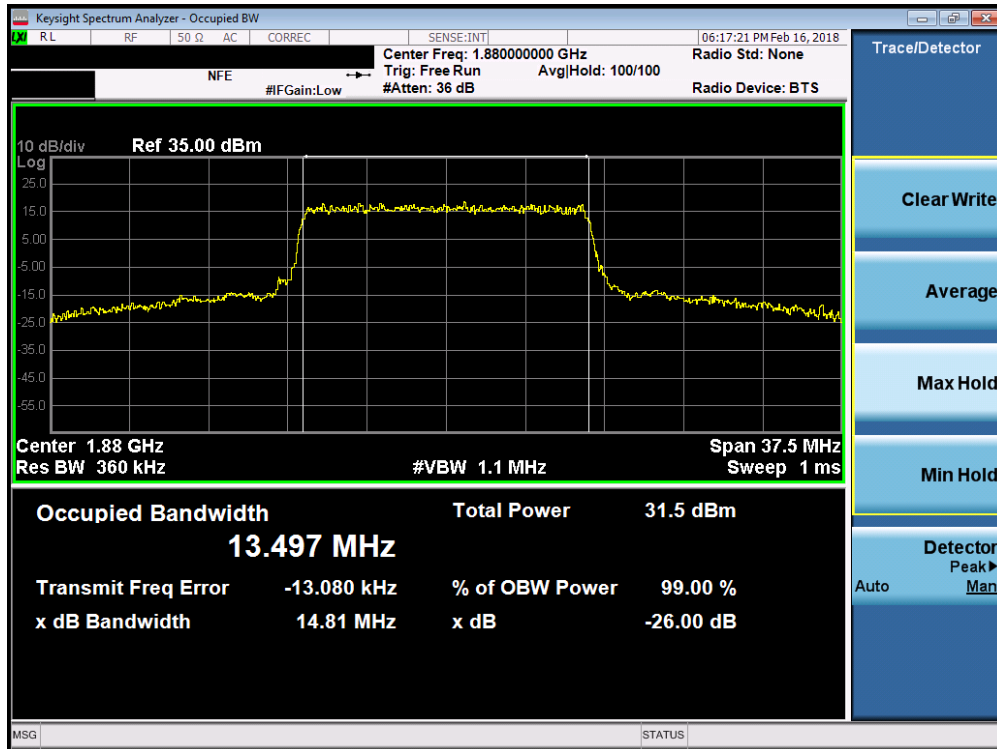


Plot 7-71. Occupied Bandwidth Plot (Band 2 - 10.0MHz 16-QAM - Full RB Configuration)

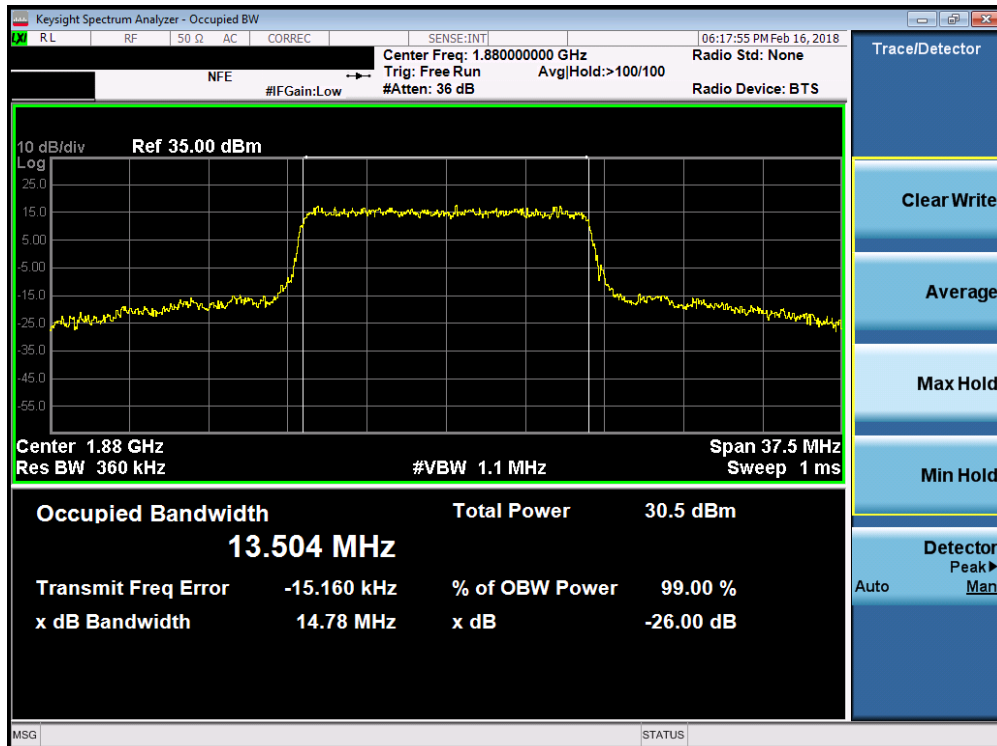


Plot 7-72. Occupied Bandwidth Plot (Band 2 - 10.0MHz 64-QAM - Full RB Configuration)

FCC ID: ZNFQ710TS		MEASUREMENT REPORT (CERTIFICATION)		Approved by: Quality Manager
Test Report S/N: 1M1803050033-03-R1.ZNF	Test Dates: 1/29/2018-3/30/2018	EUT Type: Portable Handset		Page 52 of 225

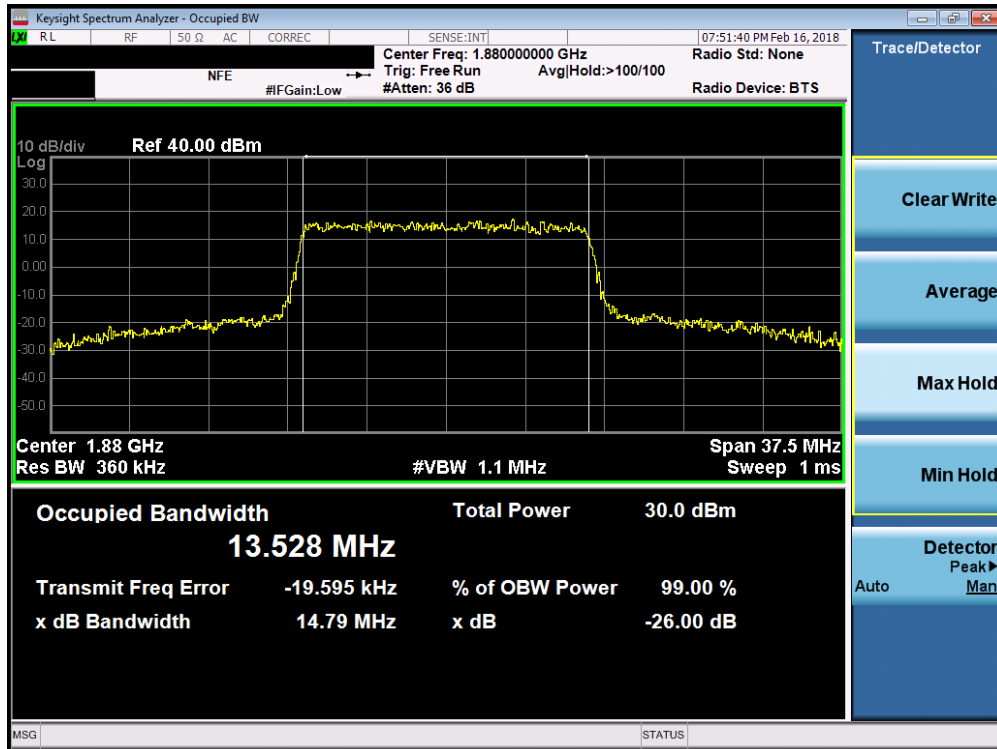


Plot 7-73. Occupied Bandwidth Plot (Band 2 - 15.0MHz QPSK - Full RB Configuration)

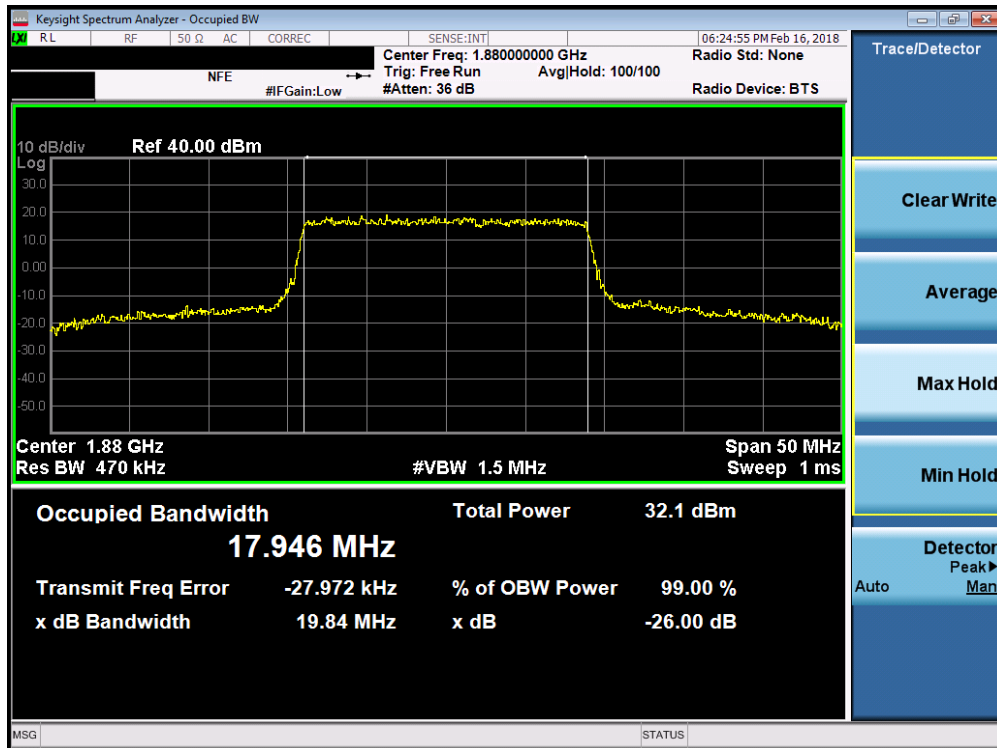


Plot 7-74. Occupied Bandwidth Plot (Band 2 - 15.0MHz 16-QAM - Full RB Configuration)

FCC ID: ZNFQ710TS		MEASUREMENT REPORT (CERTIFICATION)		Approved by: Quality Manager
Test Report S/N: 1M1803050033-03-R1.ZNF	Test Dates: 1/29/2018-3/30/2018	EUT Type: Portable Handset		Page 53 of 225

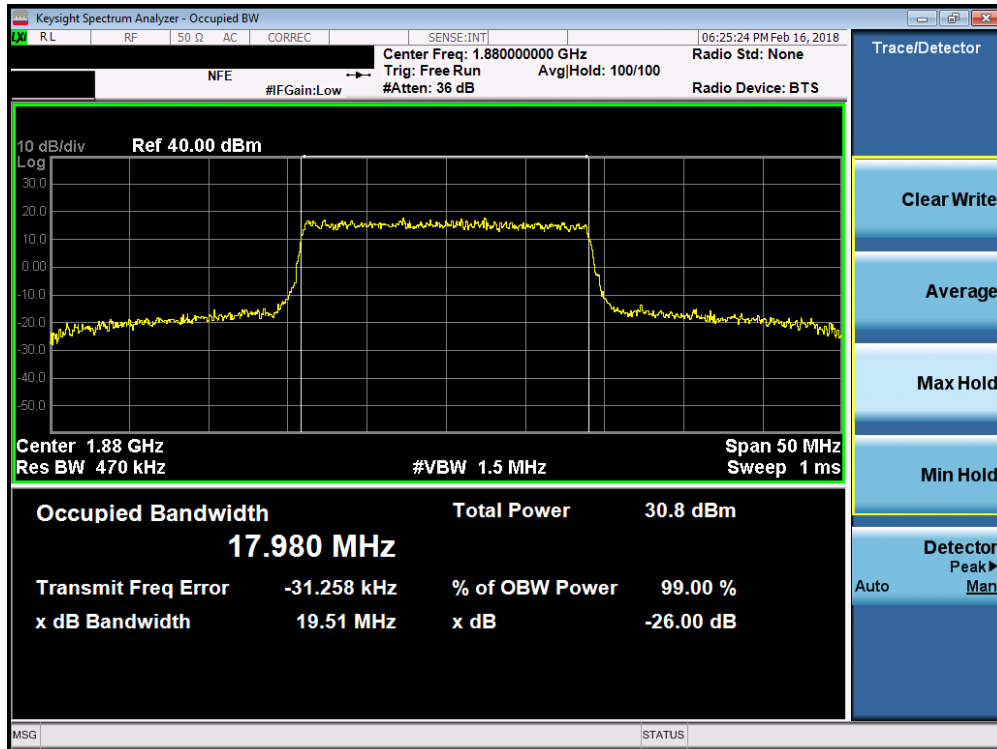


Plot 7-75. Occupied Bandwidth Plot (Band 2 - 15.0MHz 64-QAM - Full RB Configuration)

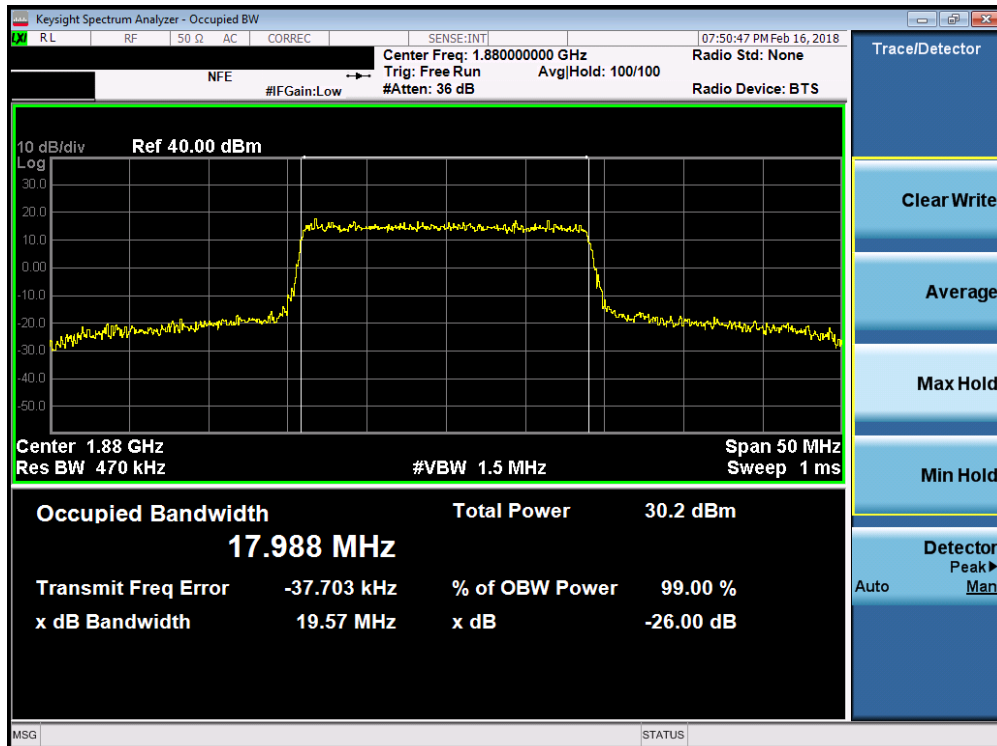


Plot 7-76. Occupied Bandwidth Plot (Band 2 - 20.0MHz QPSK - Full RB Configuration)

FCC ID: ZNFQ710TS		MEASUREMENT REPORT (CERTIFICATION)		Approved by: Quality Manager
Test Report S/N: 1M1803050033-03-R1.ZNF	Test Dates: 1/29/2018-3/30/2018	EUT Type: Portable Handset		Page 54 of 225



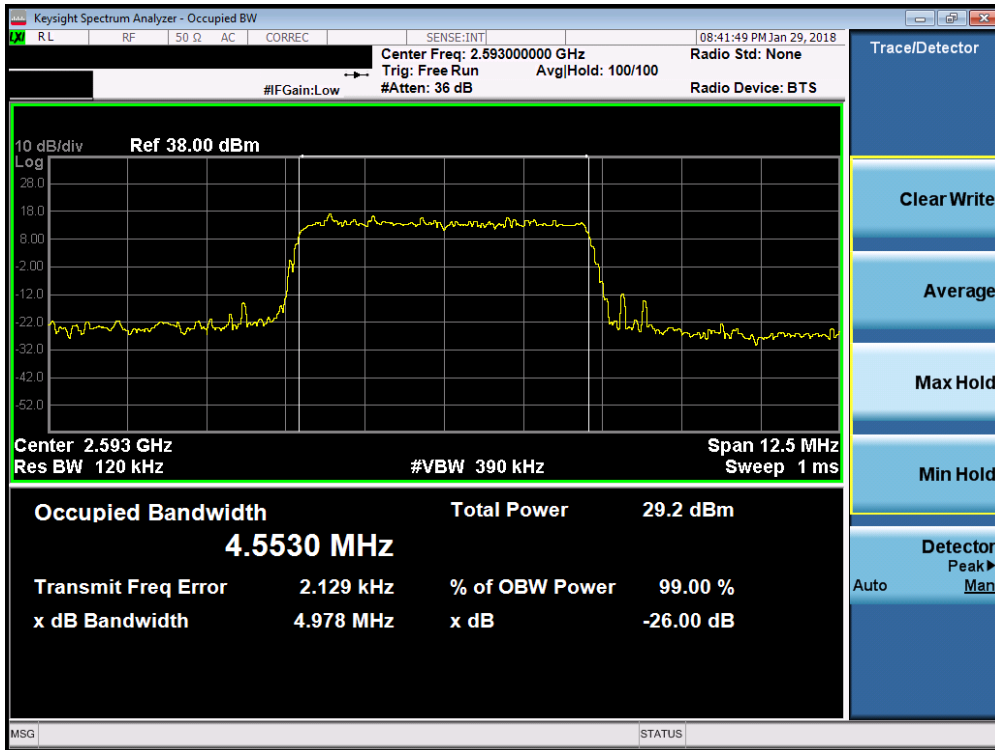
Plot 7-77. Occupied Bandwidth Plot (Band 2 - 20.0MHz 16-QAM - Full RB Configuration)



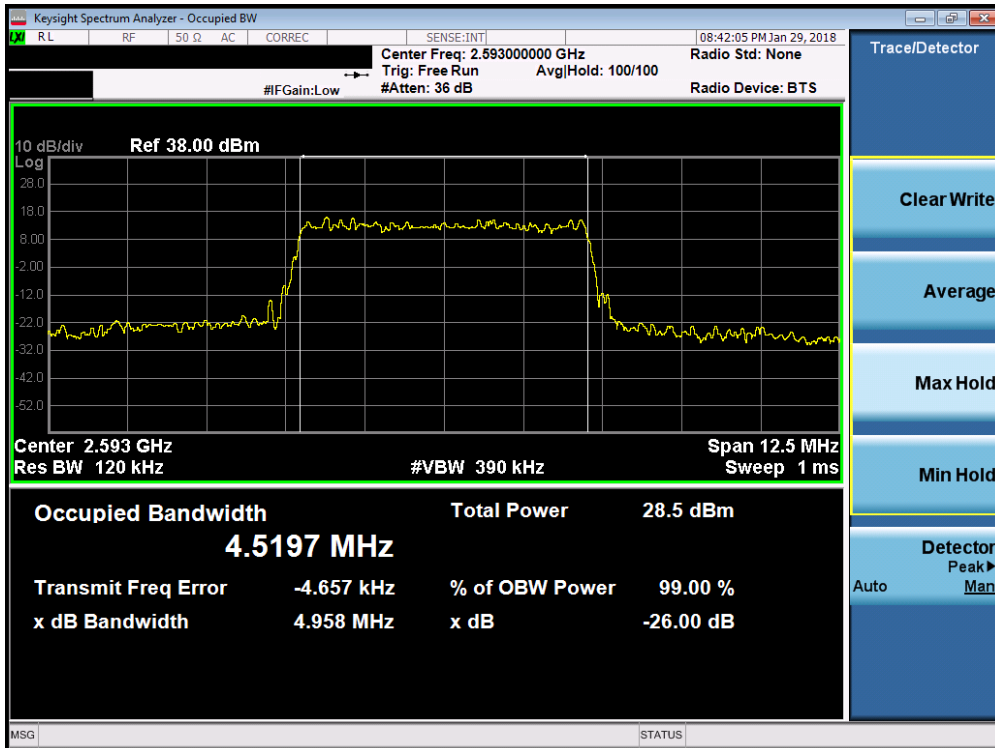
Plot 7-78. Occupied Bandwidth Plot (Band 2 - 20.0MHz 64-QAM - Full RB Configuration)

FCC ID: ZNFQ710TS		MEASUREMENT REPORT (CERTIFICATION)		Approved by: Quality Manager
Test Report S/N: 1M1803050033-03-R1.ZNF	Test Dates: 1/29/2018-3/30/2018	EUT Type: Portable Handset		Page 55 of 225

Band 41

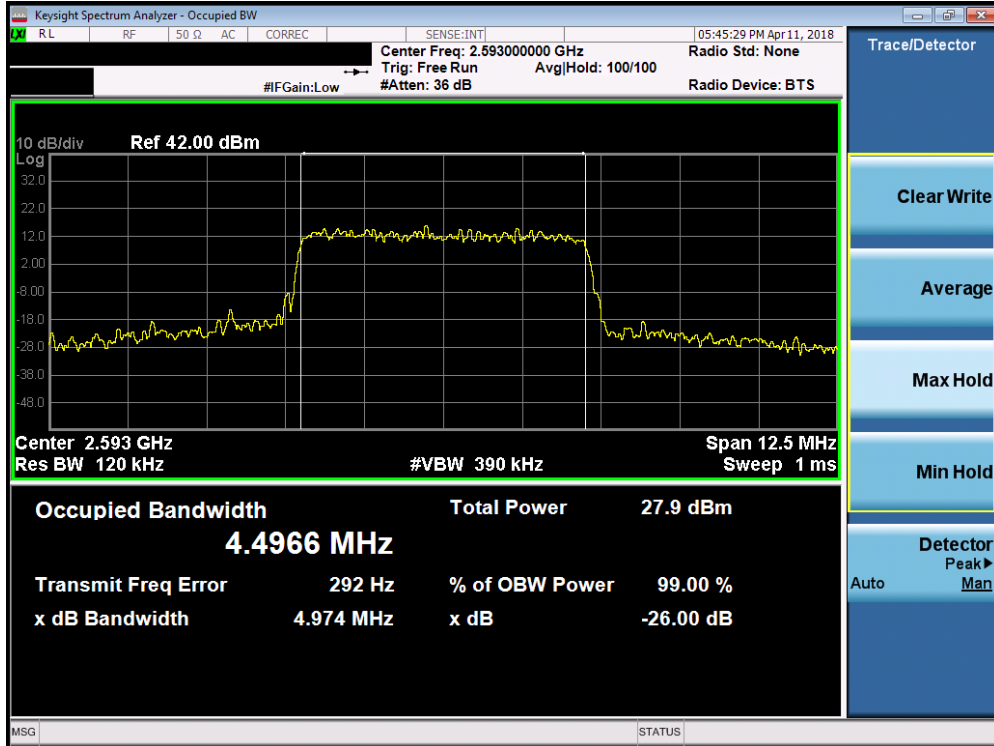


Plot 7-79. Occupied Bandwidth Plot (Band 41 - 5.0MHz QPSK - Full RB Configuration)

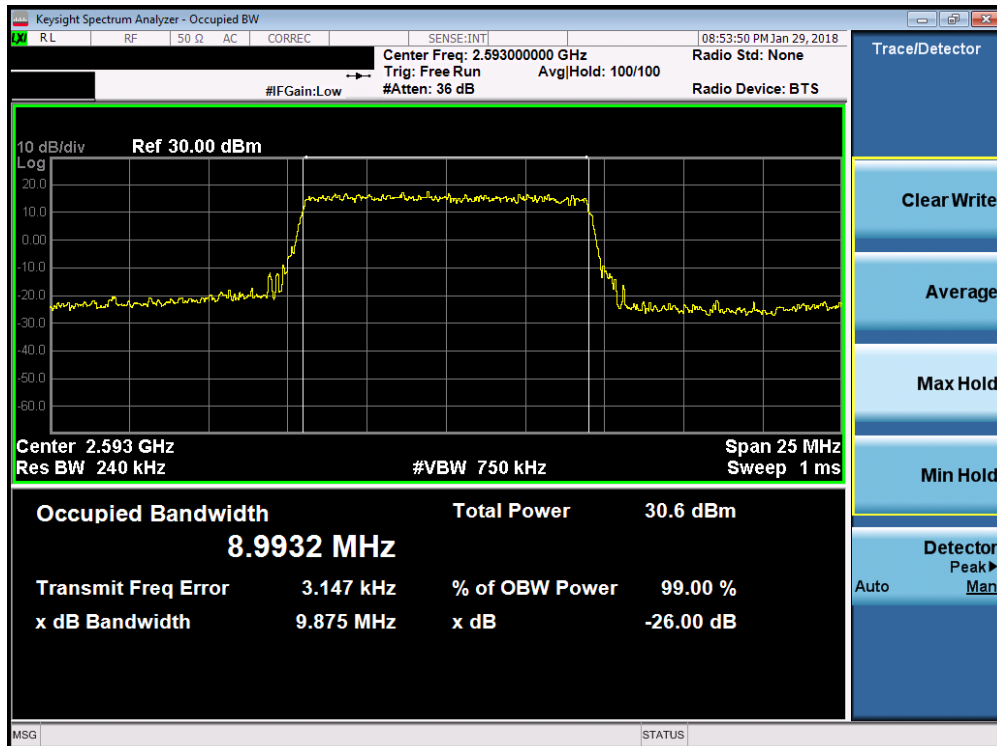


Plot 7-80. Occupied Bandwidth Plot (Band 41 - 5.0MHz 16-QAM - Full RB Configuration)

FCC ID: ZNFQ710TS		MEASUREMENT REPORT (CERTIFICATION)		Approved by: Quality Manager
Test Report S/N: 1M1803050033-03-R1.ZNF	Test Dates: 1/29/2018-3/30/2018	EUT Type: Portable Handset		Page 56 of 225

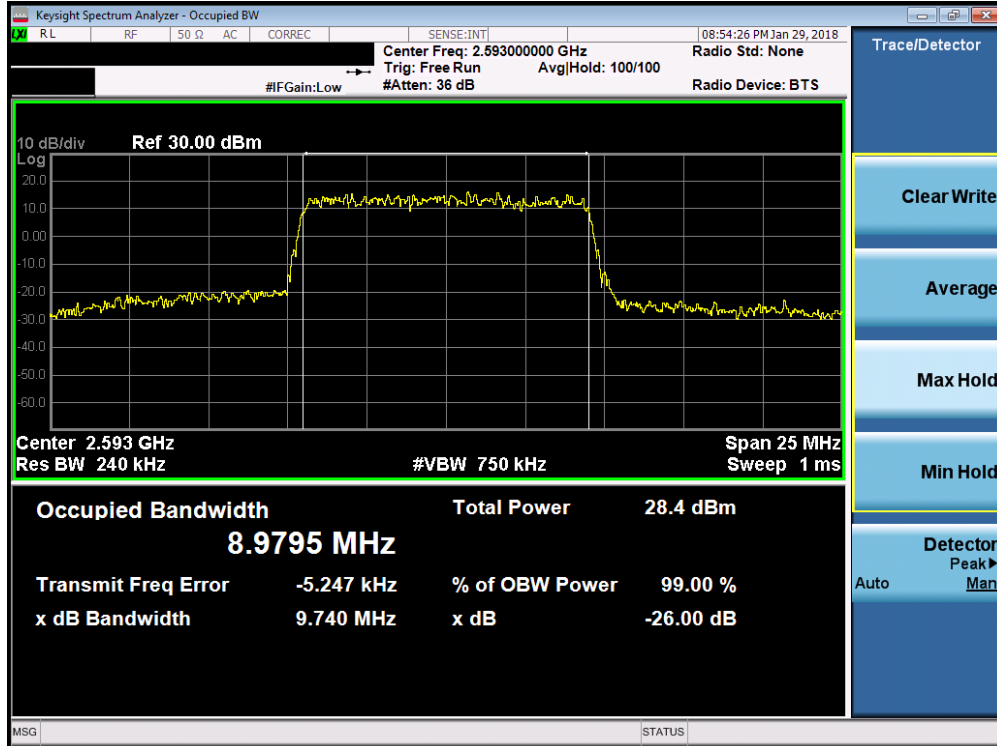


Plot 7-81. Occupied Bandwidth Plot (Band 41 - 5.0MHz 64-QAM - Full RB Configuration)

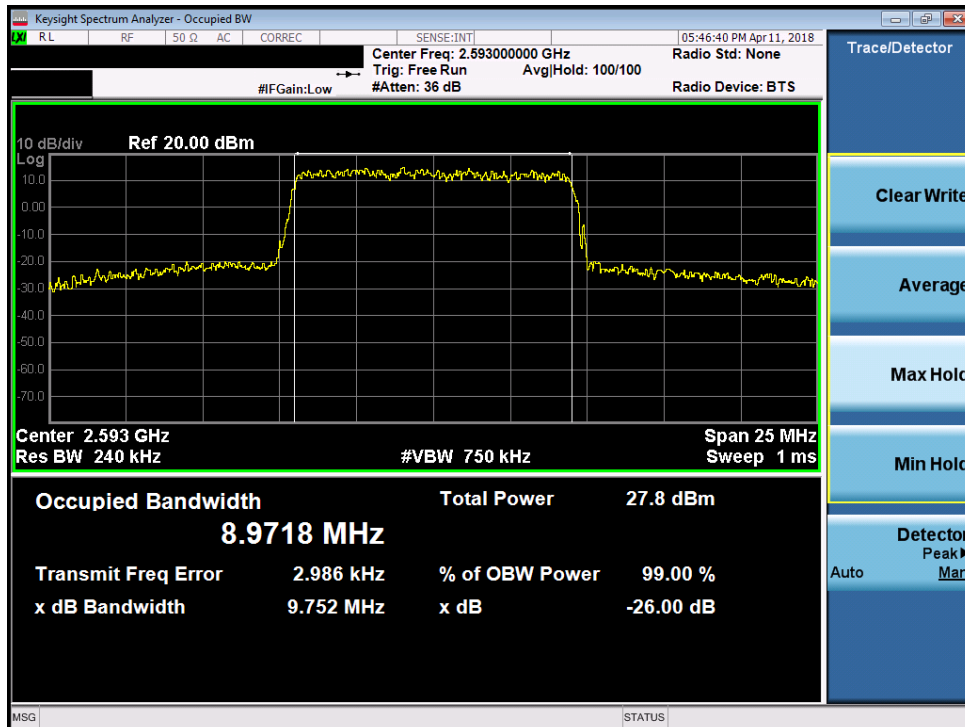


Plot 7-82. Occupied Bandwidth Plot (Band 41 - 10.0MHz QPSK - Full RB Configuration)

FCC ID: ZNFQ710TS		MEASUREMENT REPORT (CERTIFICATION)		Approved by: Quality Manager
Test Report S/N: 1M1803050033-03-R1.ZNF	Test Dates: 1/29/2018-3/30/2018	EUT Type: Portable Handset		Page 57 of 225

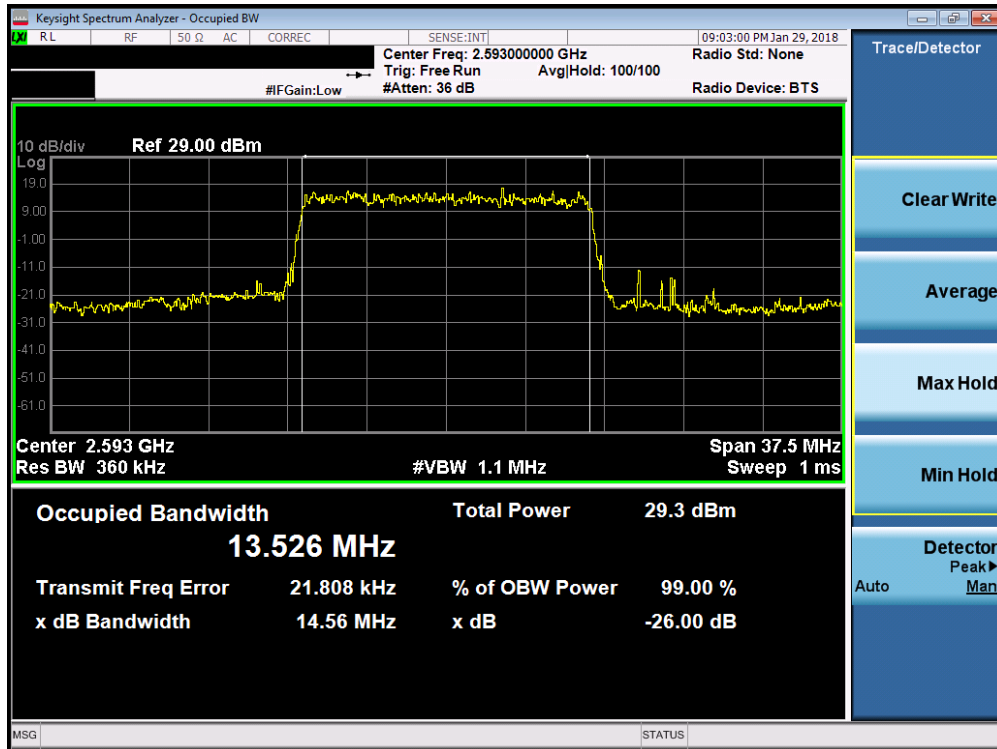


Plot 7-83. Occupied Bandwidth Plot (Band 41 - 10.0MHz 16-QAM - Full RB Configuration)

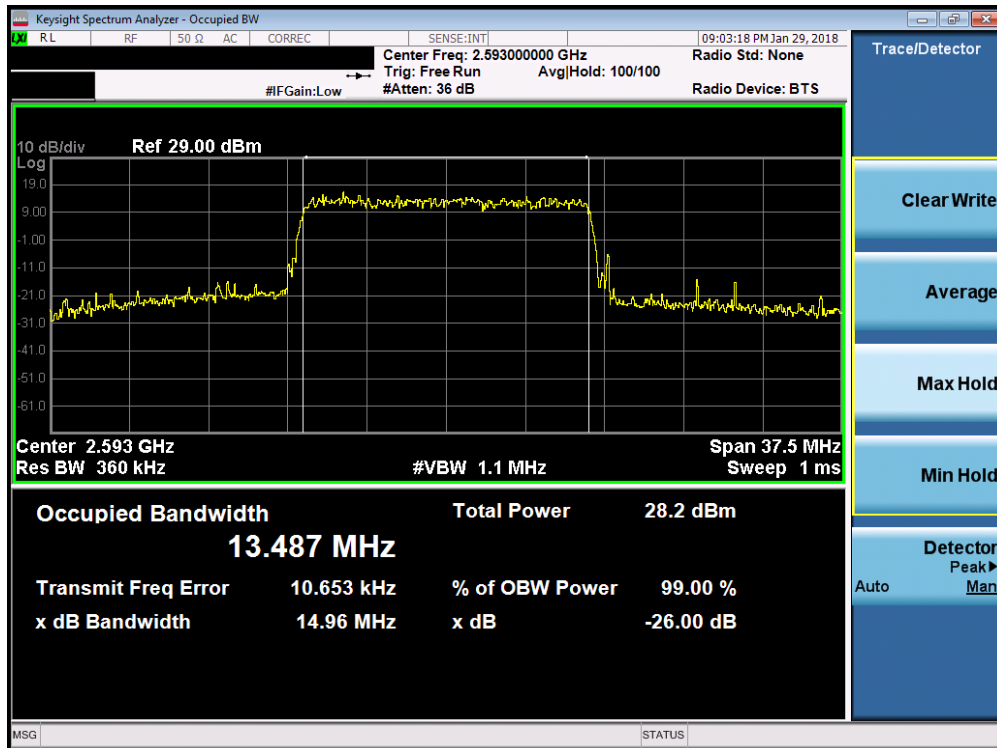


Plot 7-84. Occupied Bandwidth Plot (Band 41 - 10.0MHz 64-QAM - Full RB Configuration)

FCC ID: ZNFQ710TS		MEASUREMENT REPORT (CERTIFICATION)		Approved by: Quality Manager
Test Report S/N: 1M1803050033-03-R1-ZNF	Test Dates: 1/29/2018-3/30/2018	EUT Type: Portable Handset		Page 58 of 225

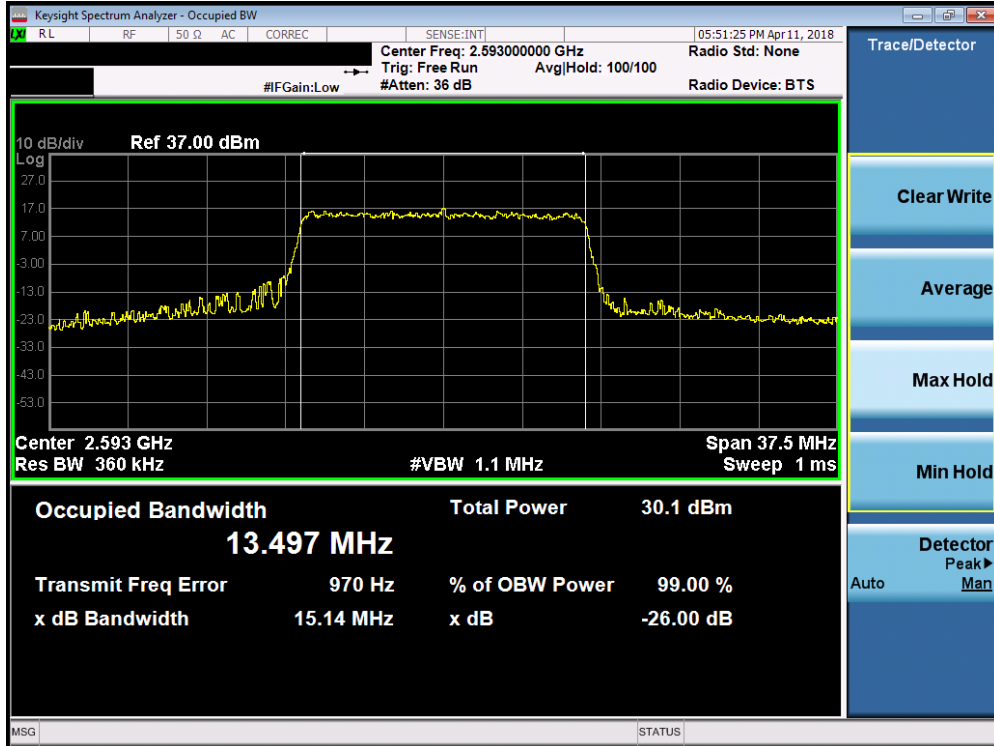


Plot 7-85. Occupied Bandwidth Plot (Band 41 - 15.0MHz QPSK - Full RB Configuration)

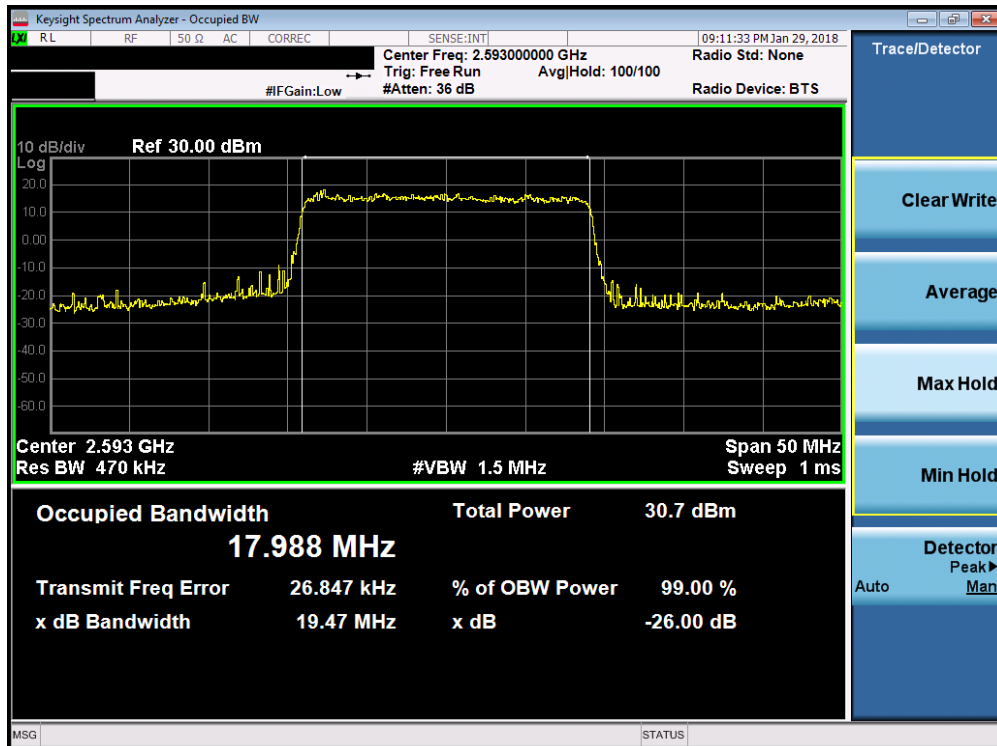


Plot 7-86. Occupied Bandwidth Plot (Band 41 - 15.0MHz 16-QAM - Full RB Configuration)

FCC ID: ZNFQ710TS		MEASUREMENT REPORT (CERTIFICATION)		Approved by: Quality Manager
Test Report S/N: 1M1803050033-03-R1.ZNF	Test Dates: 1/29/2018-3/30/2018	EUT Type: Portable Handset		Page 59 of 225

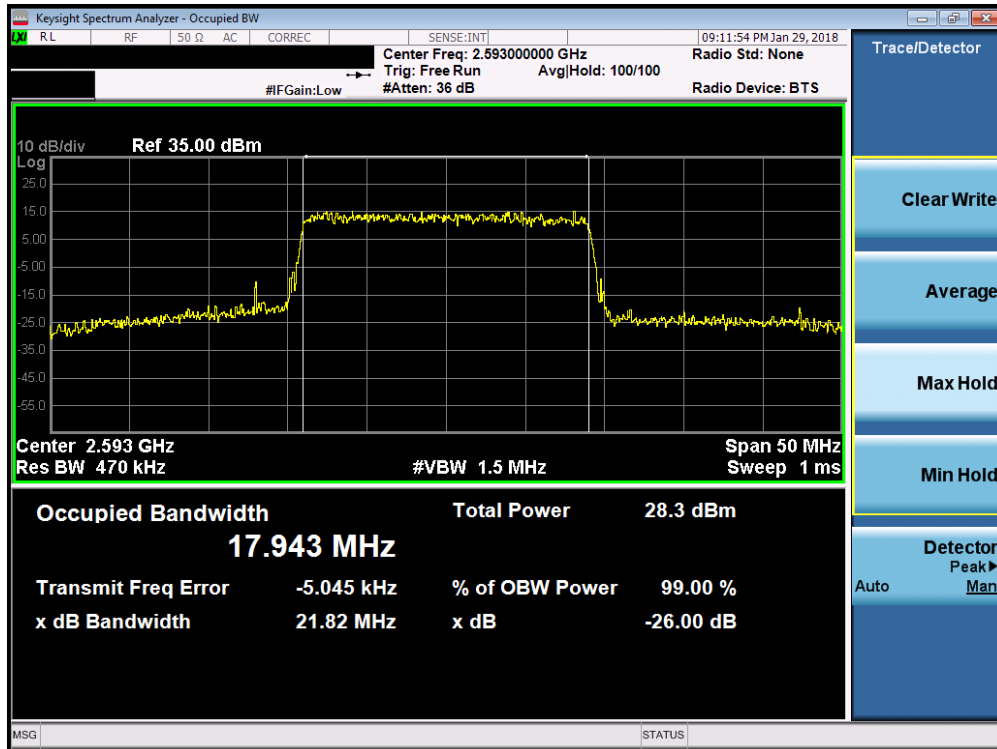


Plot 7-87. Occupied Bandwidth Plot (Band 41 - 15.0MHz 64-QAM - Full RB Configuration)

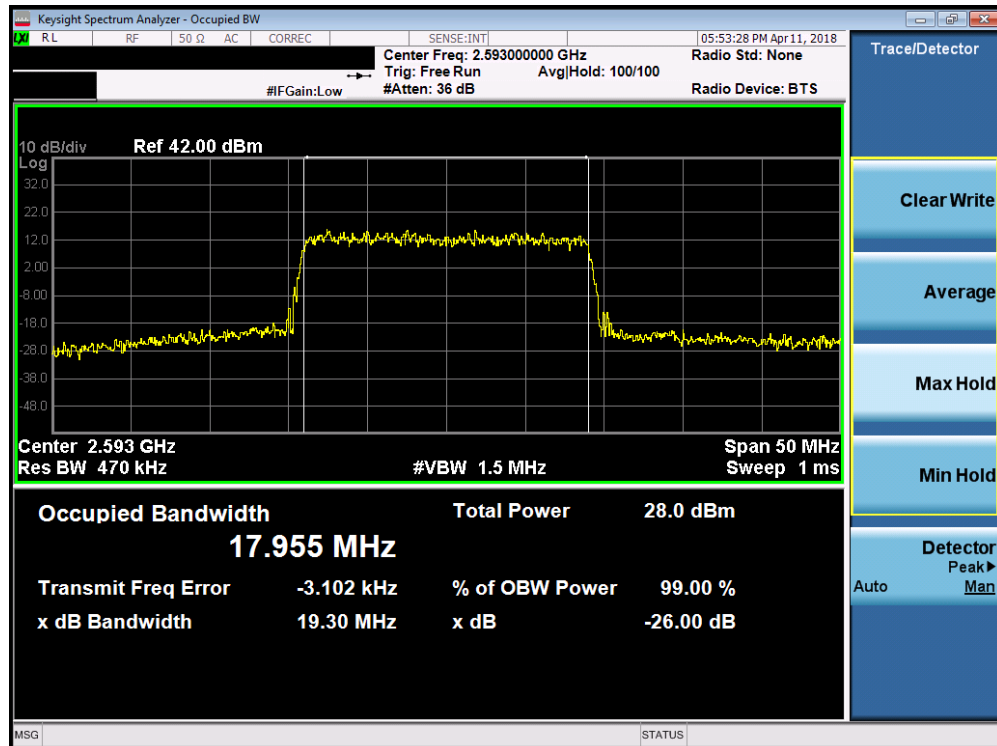


Plot 7-88. Occupied Bandwidth Plot (Band 41 - 20.0MHz QPSK - Full RB Configuration)

FCC ID: ZNFQ710TS		MEASUREMENT REPORT (CERTIFICATION)		Approved by: Quality Manager
Test Report S/N: 1M1803050033-03-R1.ZNF	Test Dates: 1/29/2018-3/30/2018	EUT Type: Portable Handset		Page 60 of 225



Plot 7-89. Occupied Bandwidth Plot (Band 41 - 20.0MHz 16-QAM - Full RB Configuration)



Plot 7-90. Occupied Bandwidth Plot (Band 41 - 20.0MHz 64-QAM - Full RB Configuration)

FCC ID: ZNFQ710TS		MEASUREMENT REPORT (CERTIFICATION)		Approved by: Quality Manager
Test Report S/N: 1M1803050033-03-R1.ZNF	Test Dates: 1/29/2018-3/30/2018	EUT Type: Portable Handset		Page 61 of 225

7.3 Spurious and Harmonic Emissions at Antenna Terminal

Test Overview

The level of the carrier and the various conducted spurious and harmonic frequencies is measured by means of a calibrated spectrum analyzer. The spectrum is scanned from the lowest frequency generated in the equipment up to a frequency including its 10th harmonic. All out of band emissions are measured with a spectrum analyzer connected to the antenna terminal of the EUT while the EUT is operating at its maximum duty cycle, at maximum power, and at the appropriate frequencies. All data rates were investigated to determine the worst case configuration. All modes of operation were investigated and the worst case configuration results are reported in this section.

The minimum permissible attenuation level of any spurious emission is $43 + \log_{10}(P_{[Watts]})$, where P is the transmitter power in Watts.

For Band 41, the minimum permissible attenuation level of any spurious emission is $55 + \log_{10}(P_{[Watts]})$.

Test Procedure Used

KDB 971168 D01 v03 – Section 6.0

Test Settings

1. Start frequency was set to 30MHz and stop frequency was set to at least 10 * the fundamental frequency (separated into at least two plots per channel)
2. Detector = RMS
3. Trace mode = trace average for continuous emissions, max hold for pulse emissions
4. Sweep time = auto couple
5. The trace was allowed to stabilize
6. Please see test notes below for RBW and VBW settings

Test Setup

The EUT and measurement equipment were set up as shown in the diagram below.

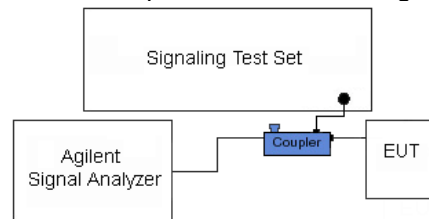


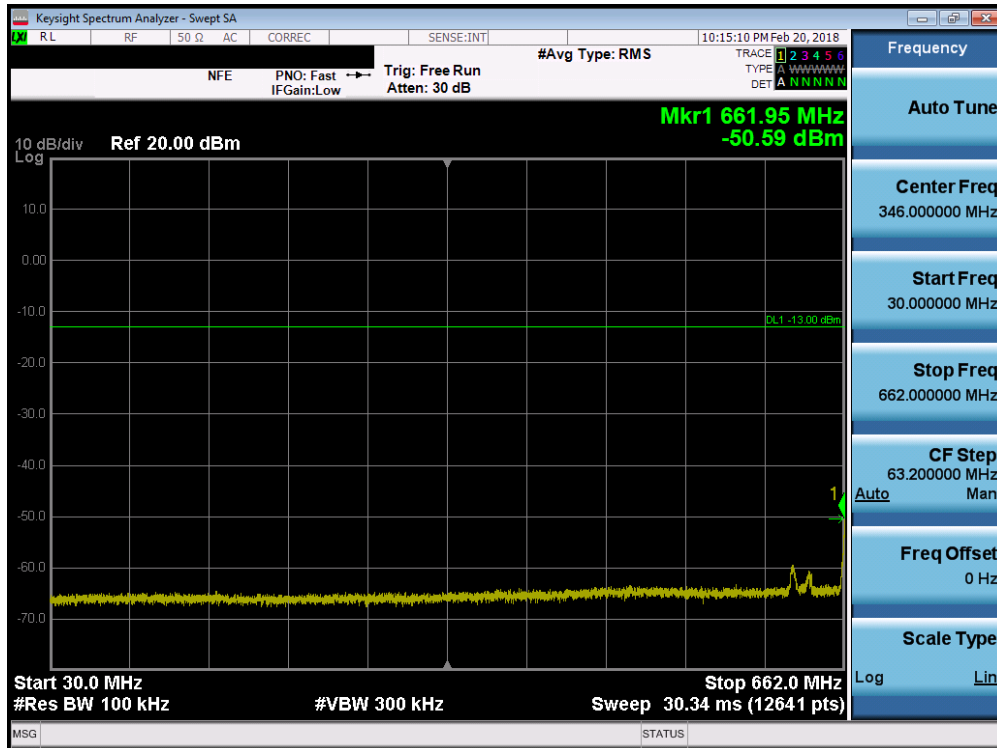
Figure 7-2. Test Instrument & Measurement Setup

Test Notes

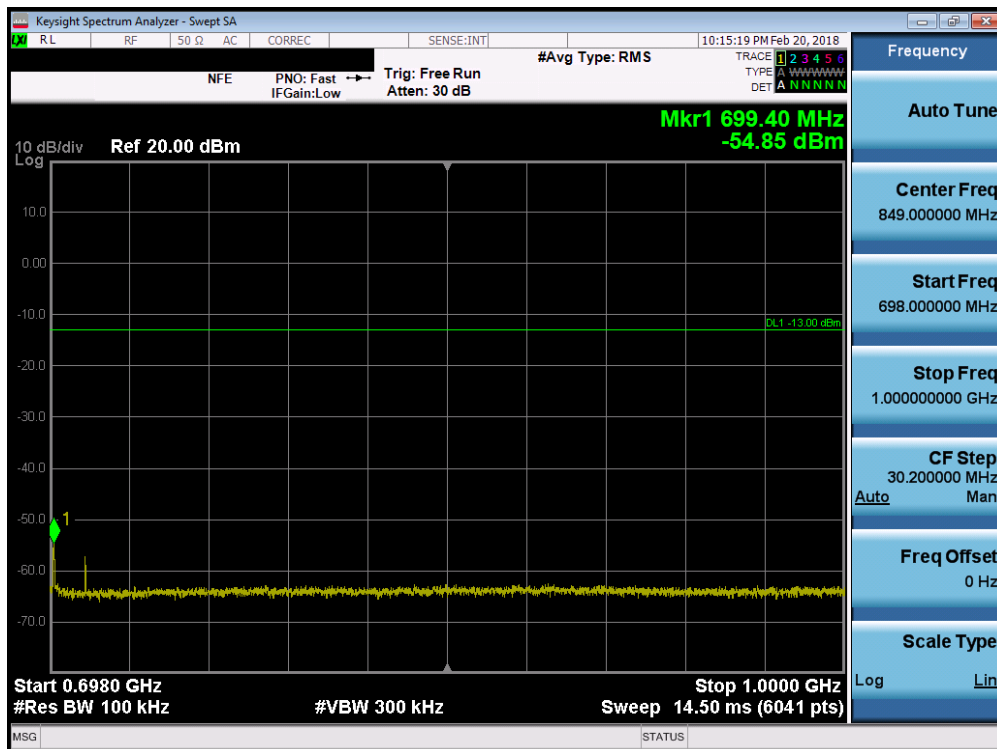
Compliance with the applicable limits is based on the use of measurement instrumentation employing a resolution bandwidth of 100 kHz or greater for frequencies less than 1 GHz and 1 MHz or greater for frequencies greater than 1 GHz. However, in the 1 MHz bands immediately outside and adjacent to the frequency block a resolution bandwidth of at least one percent of the emission bandwidth of the fundamental emission of the transmitter may be employed. The emission bandwidth is defined as the width of the signal between two points, one below the carrier center frequency and one above the carrier center frequency, outside of which all emission are attenuated at least 26 dB below the transmitter power.

FCC ID: ZNFQ710TS		MEASUREMENT REPORT (CERTIFICATION)		Approved by: Quality Manager
Test Report S/N: 1M1803050033-03-R1.ZNF	Test Dates: 1/29/2018-3/30/2018	EUT Type: Portable Handset		Page 62 of 225

Band 71

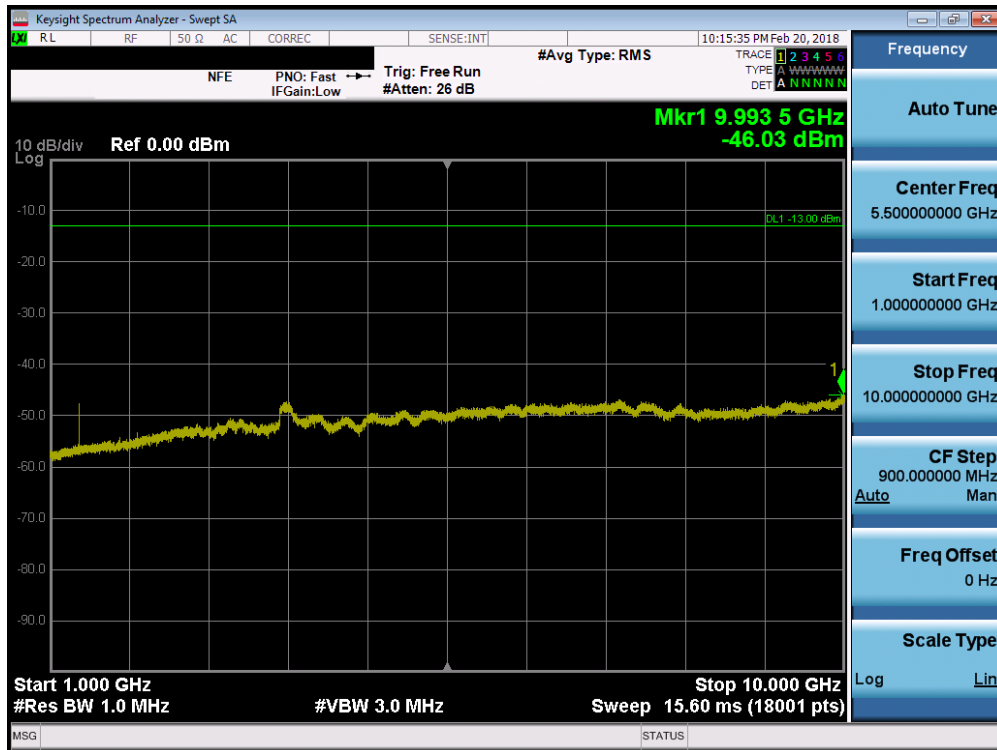


Plot 7-91. Conducted Spurious Plot (Band 71 - 20.0MHz QPSK - RB Size 1, RB Offset 0 - Low Channel)

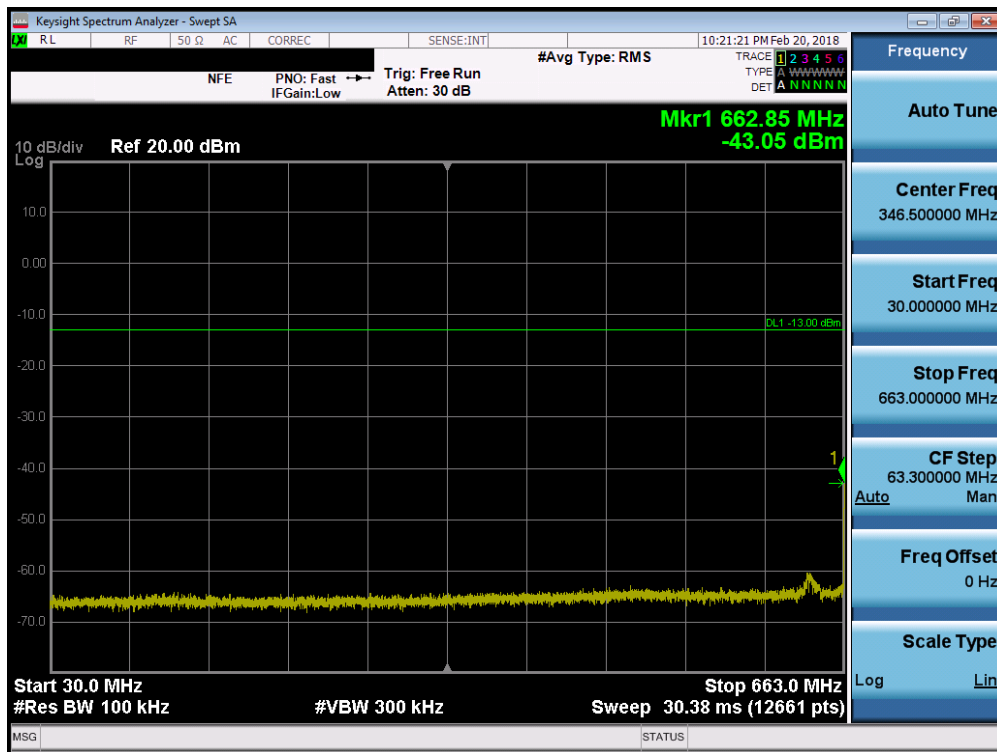


Plot 7-92. Conducted Spurious Plot (Band 71 - 20.0MHz QPSK - RB Size 1, RB Offset 0 - Low Channel)

FCC ID: ZNFQ710TS		MEASUREMENT REPORT (CERTIFICATION)		Approved by: Quality Manager
Test Report S/N: 1M1803050033-03-R1.ZNF	Test Dates: 1/29/2018-3/30/2018	EUT Type: Portable Handset		Page 63 of 225

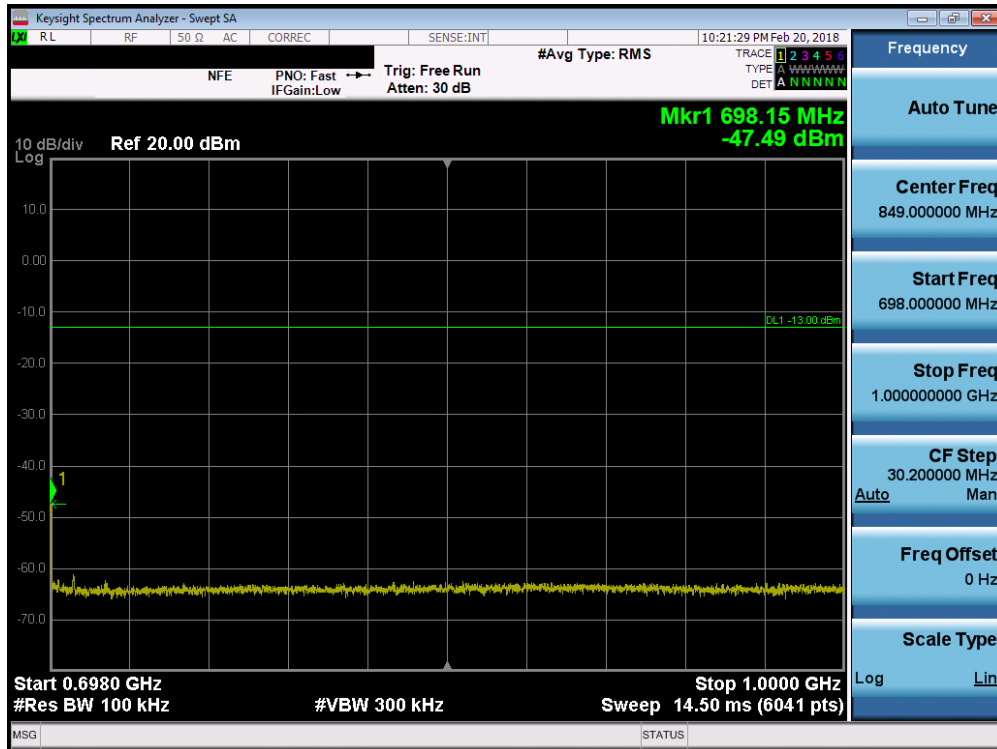


Plot 7-93. Conducted Spurious Plot (Band 71 - 20.0MHz QPSK - RB Size 1, RB Offset 0 - Low Channel)

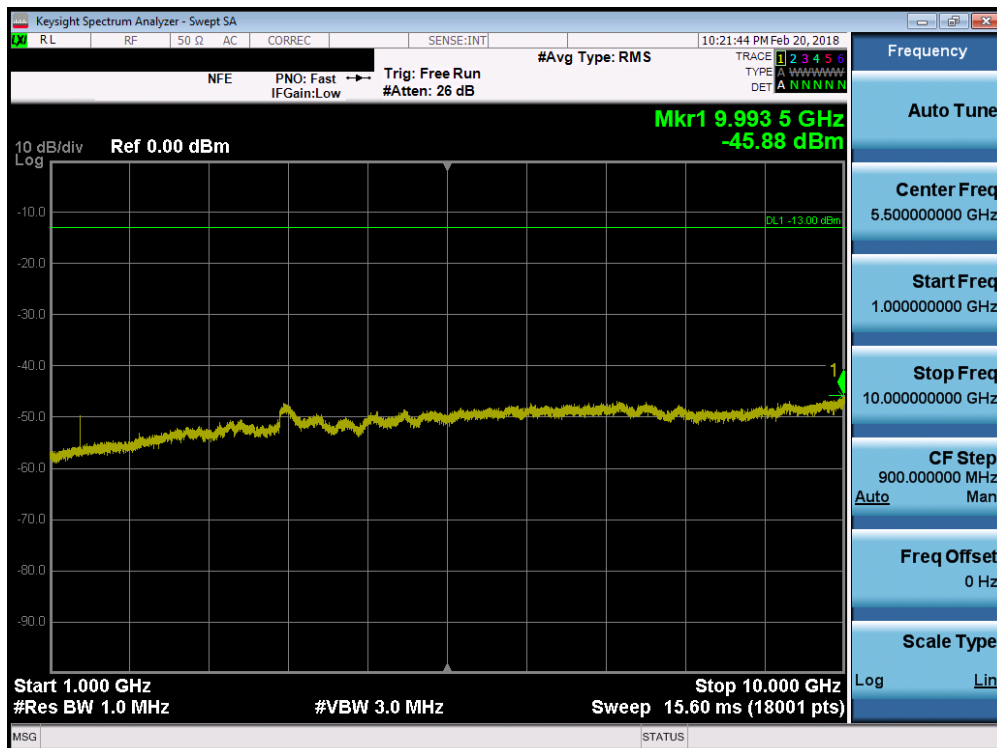


Plot 7-94. Conducted Spurious Plot (Band 71 - 20.0MHz QPSK - RB Size 1, RB Offset 0 - Mid Channel)

FCC ID: ZNFQ710TS		MEASUREMENT REPORT (CERTIFICATION)		Approved by: Quality Manager
Test Report S/N: 1M1803050033-03-R1-ZNF	Test Dates: 1/29/2018-3/30/2018	EUT Type: Portable Handset		Page 64 of 225

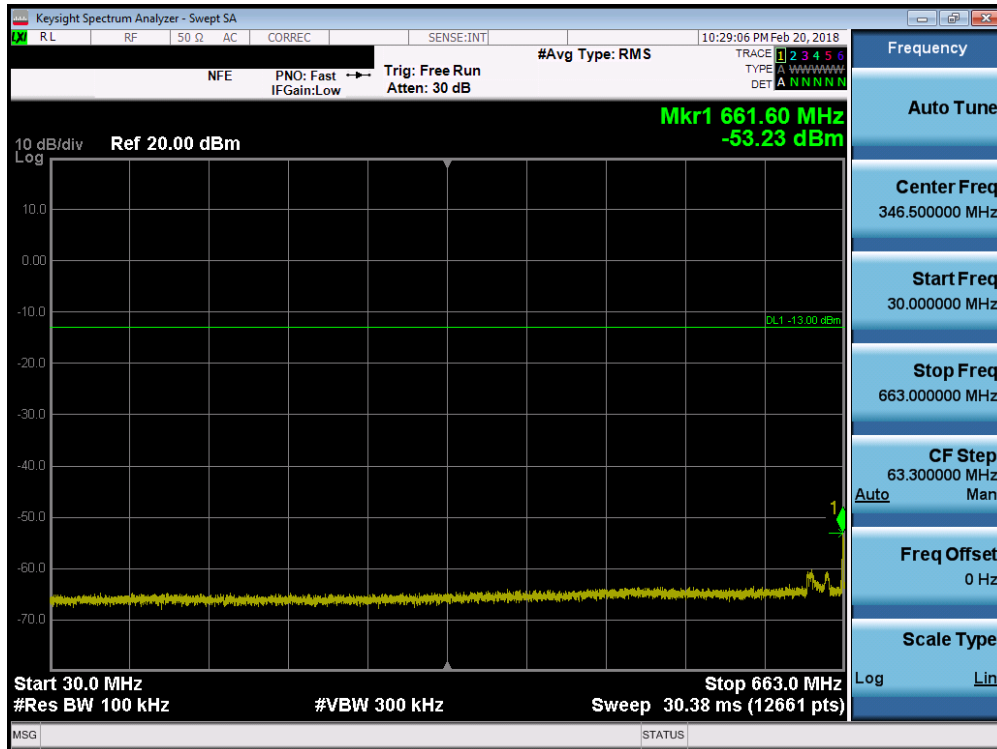


Plot 7-95. Conducted Spurious Plot (Band 71 - 20.0MHz QPSK - RB Size 1, RB Offset 0 - Mid Channel)

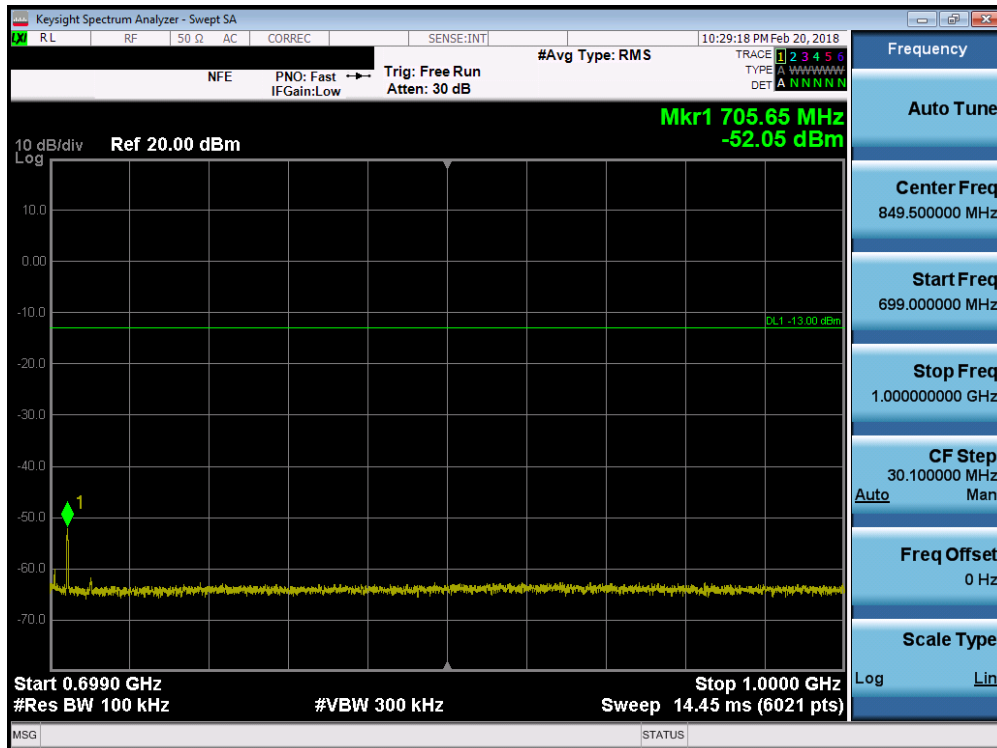


Plot 7-96. Conducted Spurious Plot (Band 71 - 20.0MHz QPSK - RB Size 1, RB Offset 0 - Mid Channel)

FCC ID: ZNFQ710TS	PCTEST ENGINEERING LABORATORY, INC.	MEASUREMENT REPORT (CERTIFICATION)	LG	Approved by: Quality Manager
Test Report S/N: 1M1803050033-03-R1.ZNF	Test Dates: 1/29/2018-3/30/2018	EUT Type: Portable Handset		Page 65 of 225

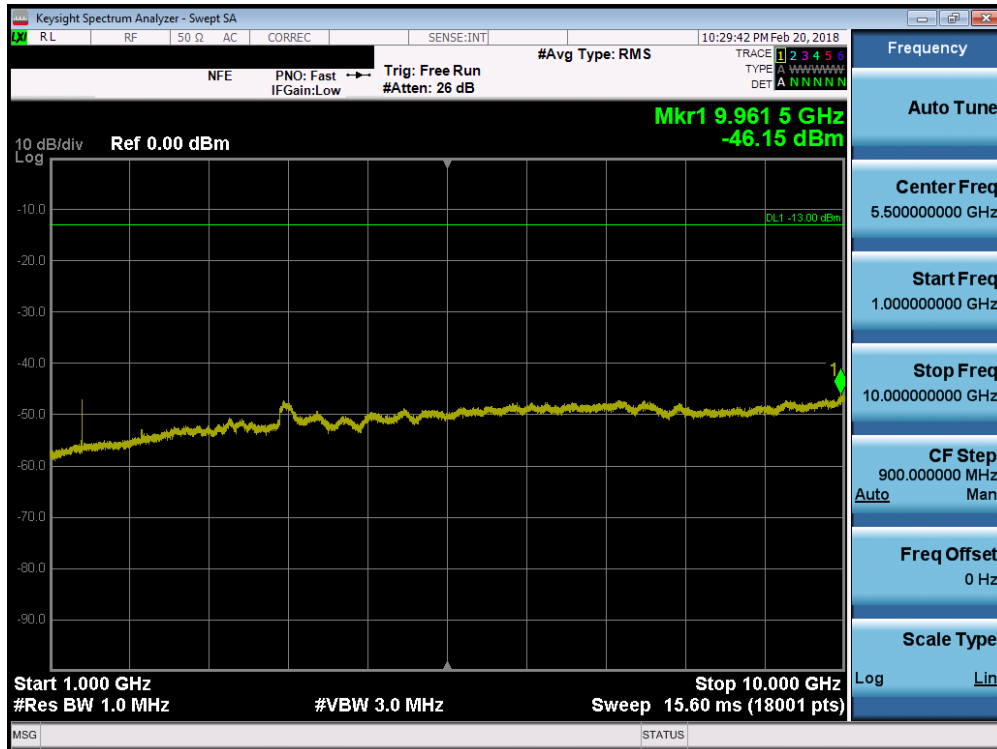


Plot 7-97. Conducted Spurious Plot (Band 71 - 20.0MHz QPSK - RB Size 1, RB Offset 0 - High Channel)



Plot 7-98. Conducted Spurious Plot (Band 71 - 20.0MHz QPSK - RB Size 1, RB Offset 0 - High Channel)

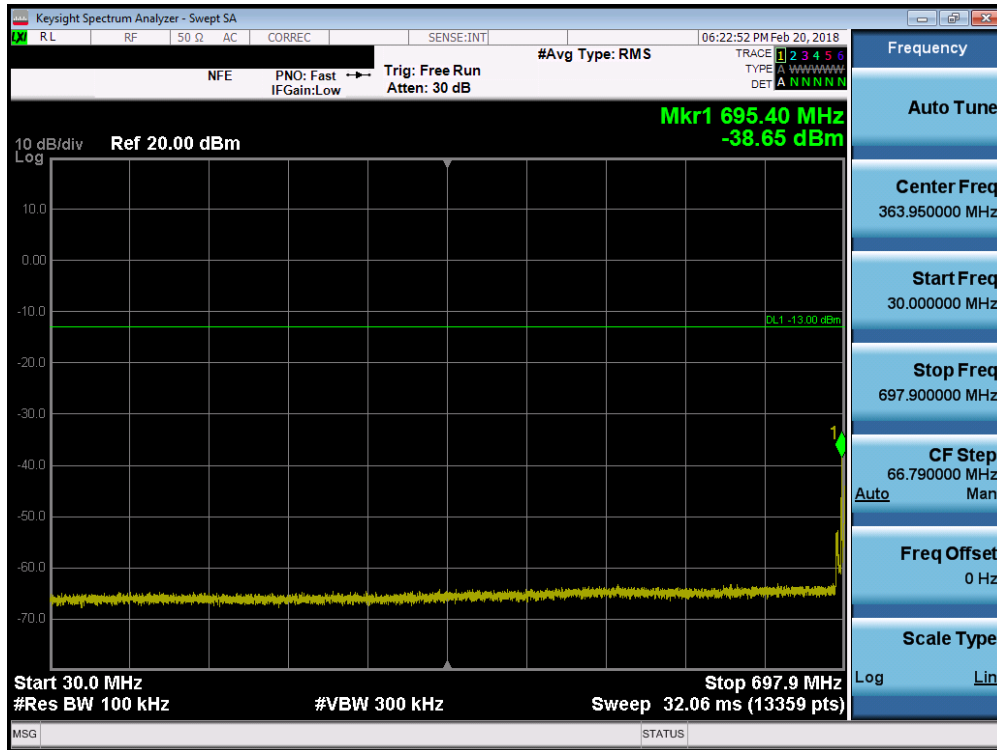
FCC ID: ZNFQ710TS		MEASUREMENT REPORT (CERTIFICATION)		Approved by: Quality Manager
Test Report S/N: 1M1803050033-03-R1.ZNF	Test Dates: 1/29/2018-3/30/2018	EUT Type: Portable Handset		Page 66 of 225



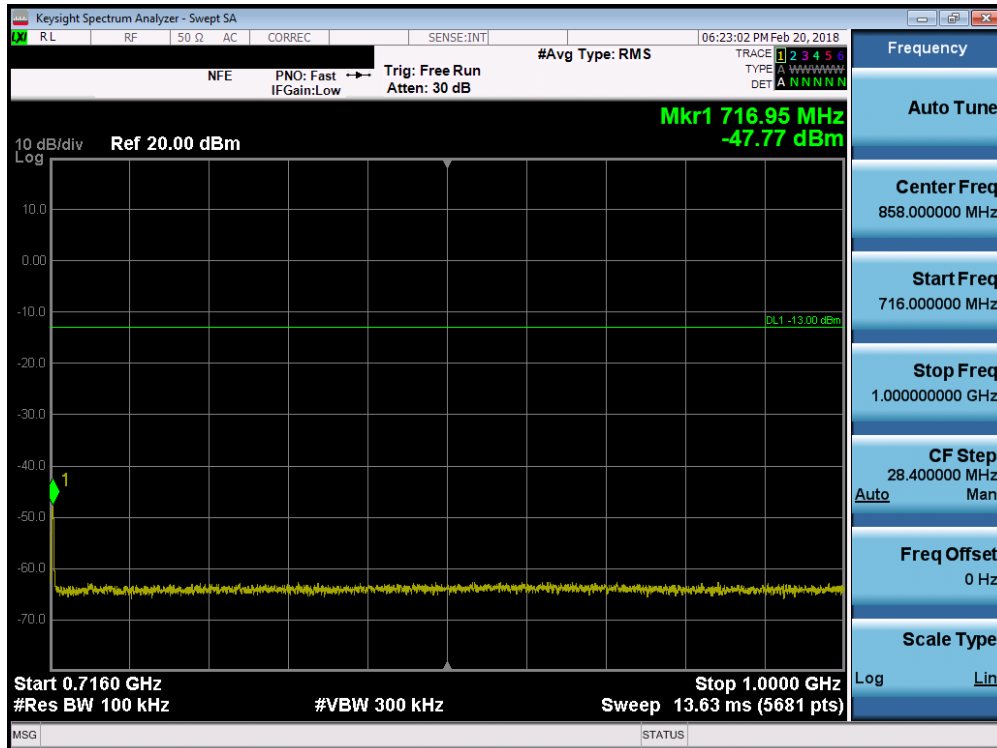
Plot 7-99. Conducted Spurious Plot (Band 71 - 20.0MHz QPSK - RB Size 1, RB Offset 0 - High Channel)

FCC ID: ZNFQ710TS		MEASUREMENT REPORT (CERTIFICATION)		Approved by: Quality Manager
Test Report S/N: 1M1803050033-03-R1-ZNF	Test Dates: 1/29/2018-3/30/2018	EUT Type: Portable Handset		Page 67 of 225

Band 12

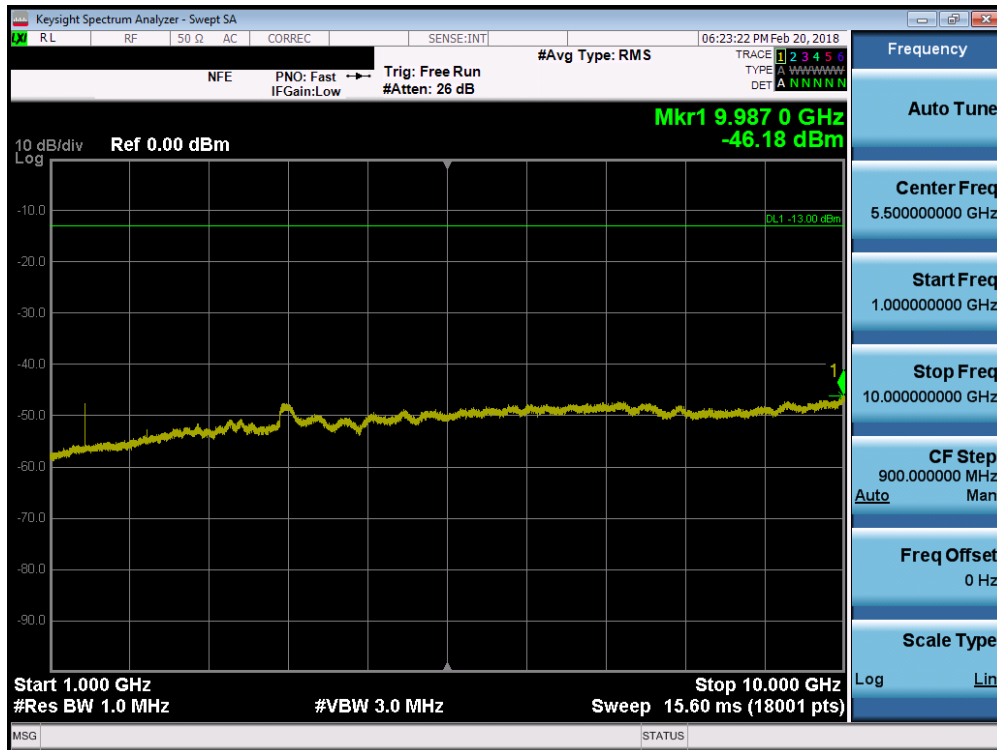


Plot 7-100. Conducted Spurious Plot (Band 12 - 10.0MHz QPSK - RB Size 1, RB Offset 0 - Low Channel)

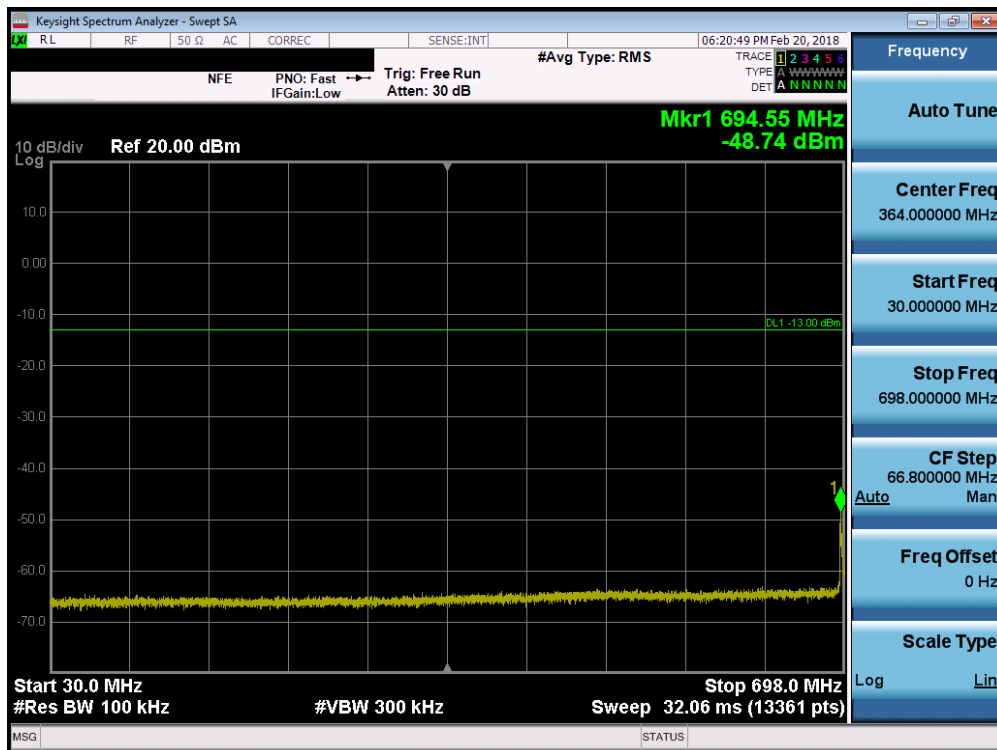


Plot 7-101. Conducted Spurious Plot (Band 12 - 10.0MHz QPSK - RB Size 1, RB Offset 0 - Low Channel)

FCC ID: ZNFQ710TS		MEASUREMENT REPORT (CERTIFICATION)		Approved by: Quality Manager
Test Report S/N: 1M1803050033-03-R1.ZNF	Test Dates: 1/29/2018-3/30/2018	EUT Type: Portable Handset		Page 68 of 225

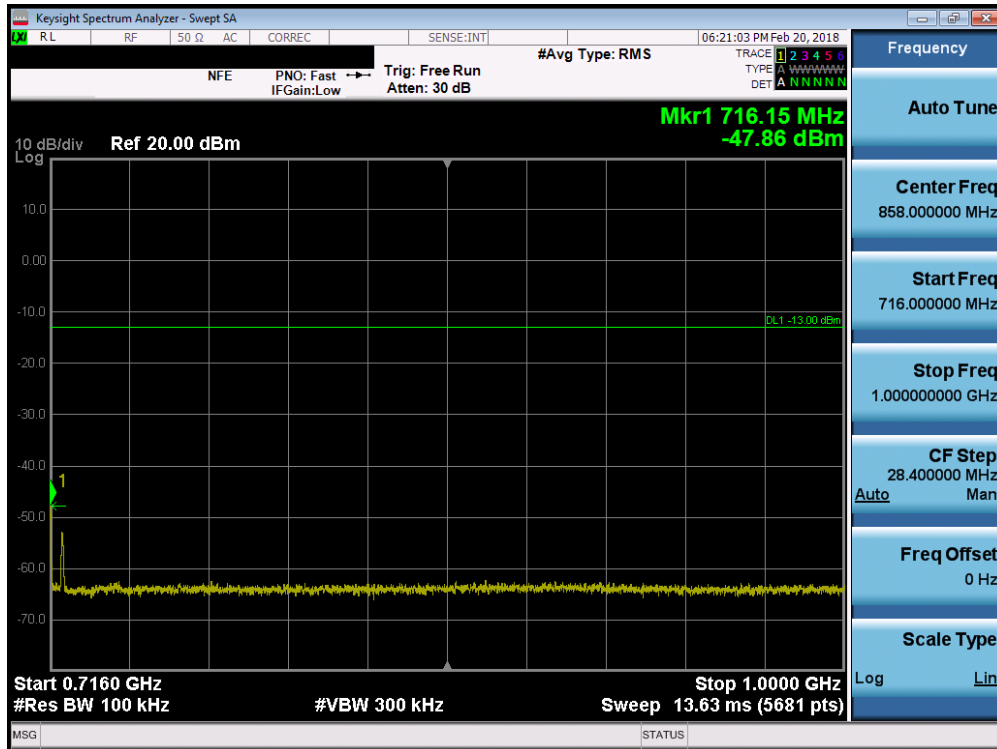


Plot 7-102. Conducted Spurious Plot (Band 12 - 10.0MHz QPSK - RB Size 1, RB Offset 0 - Low Channel)

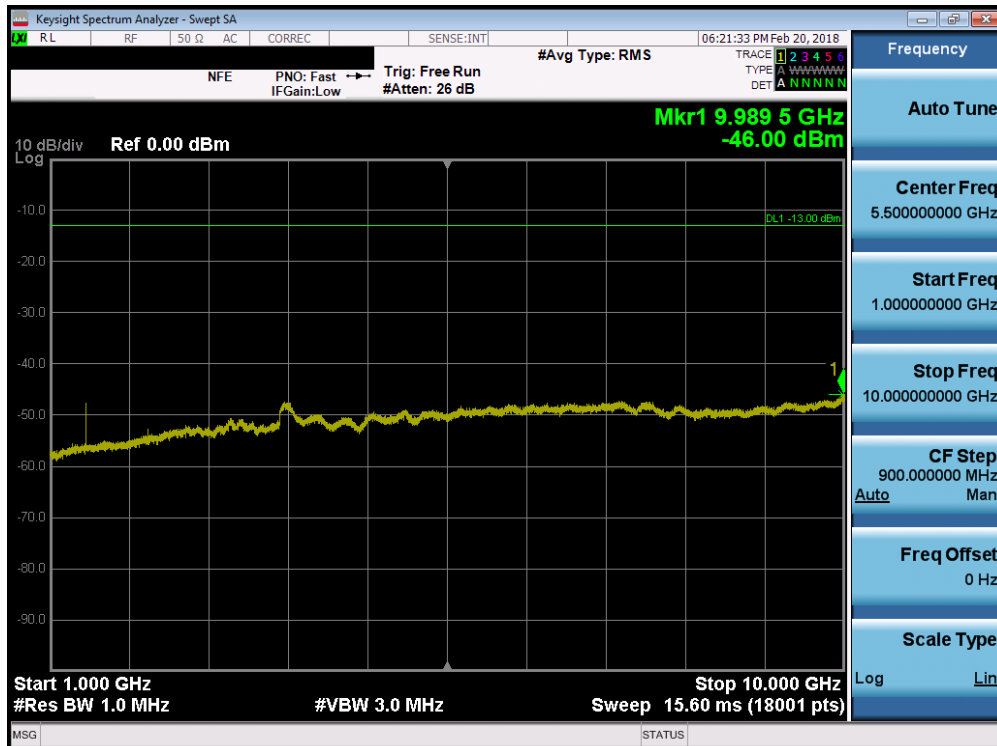


Plot 7-103. Conducted Spurious Plot (Band 12 - 10.0MHz QPSK - RB Size 1, RB Offset 0 - Mid Channel)

FCC ID: ZNFQ710TS		MEASUREMENT REPORT (CERTIFICATION)		Approved by: Quality Manager
Test Report S/N: 1M1803050033-03-R1-ZNF	Test Dates: 1/29/2018-3/30/2018	EUT Type: Portable Handset		Page 69 of 225



Plot 7-104. Conducted Spurious Plot (Band 12 - 10.0MHz QPSK - RB Size 1, RB Offset 0 - Mid Channel)



Plot 7-105. Conducted Spurious Plot (Band 12 - 10.0MHz QPSK - RB Size 1, RB Offset 0 - Mid Channel)

FCC ID: ZNFQ710TS		MEASUREMENT REPORT (CERTIFICATION)		Approved by: Quality Manager
Test Report S/N: 1M1803050033-03-R1.ZNF	Test Dates: 1/29/2018-3/30/2018	EUT Type: Portable Handset		Page 70 of 225