
Test Setup photographs (DTS & DSS)

EUT Position: X-axis




EUT Position: Y-axis




EUT Position: Z-axis




Test Setup Photo of Radiated Measurement (0.009 ~ 30MHz)



Test Setup Photo of Radiated Measurement (below 1000MHz)



Test Setup Photo of Radiated Measurement (6 GHz Above)



Test Setup photo of Conducted Emissions (DTS & DSS)

