

---

---

**Test Setup photographs (DTS & DSS)**

---

---

**EUT Position: X-axis**



**EUT Position: Y-axis**




**EUT Position: Z-axis**



---

**Test Setup Photo of Radiated Measurement (0.009 ~ 30MHz)**


---



---

**Test Setup Photo of Radiated Measurement (below 1000MHz)**


---



---

## Test Setup Photo of Radiated Measurement (1 GHz Above)

---



---

**Test Setup photo of Conducted Emissions (DTS & DSS)**

---

