

English



LG SoundPop[®] 360

PBS-C510 User Manual

Rev 1.0 US

All rights reserved. LG Electronics Inc., 2015

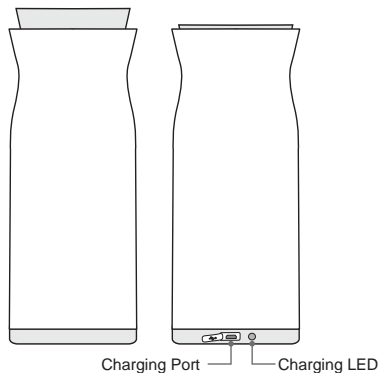
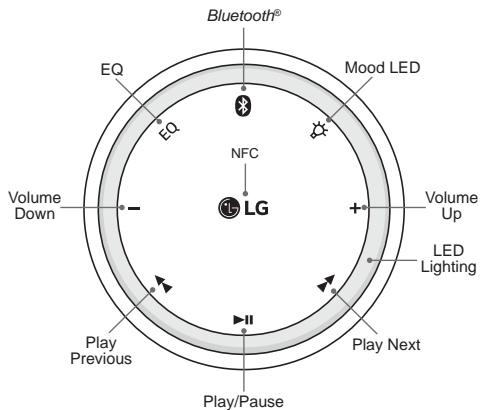
Please read all information carefully prior to using the PBS-C510 in order to prevent product damage and to enjoy the best performance.

WARNING:


This product contains chemicals known to the State of California to cause cancer and birth defects or other reproductive harm. Call (800) 243-0000 for more information. *Wash hands after handling.*

Description of Part

ENG



Included in the Package



PBS-C510
Bluetooth Speaker



User Manual



USB Charging
Cable

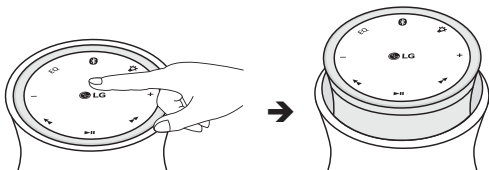
NOTE: Actual product design may differ from images shown in this manual.

How to Use

Power On/Off

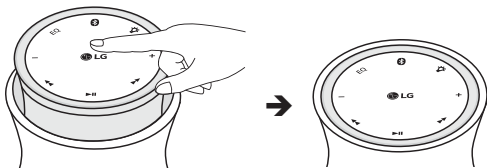
Power On

Press the top of the speaker to power on the product.



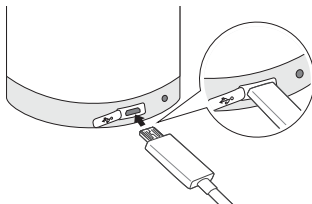
Power Off

If you press the top of the speaker while it is powered on, the power will be turned off.



Charging

1. Connect the USB adapter and USB charging cable.
2. Open the USB cover, then plug the USB charging cable (as shown below) into the speaker's charging port.
3. Plug the charger into an electrical outlet.



Low Battery

- A low battery alert will play once per minute.
- If the battery is not charged, the Speaker will power off.

Battery Status Alert

- Press and hold the **-** button for 2 seconds to check the battery status of the speaker.

Battery Status	Low (Under 80%)	Medium (Above 80%)	High (Fully Charged)
Charging LED Indicator	Red light	Violet light	Blue light

Button Description

Button	Description	Button duration
▶	Play / Pause	Short touch
+	Volume Up	Short touch
-	Volume Down	Short touch
	Display Battery Status	Long touch (2 secs)
▶▶	Play Next	Short touch
◀◀	Play Previous	Short touch
EQ	Equalization Mode Changes	Short touch
📶	Enter Pairing Mode	Long touch (2 secs)
💡	Change the Mood LED light. Default → Always On → Off	Short touch
📶 + +	Dual Play Inquire	Long touch (2 secs)
📶 + -	Change to Dual play	Long touch (2 secs)
📶 + + or 📶 + -	End the Dual Play	Long touch (2 secs)
📶 + ▶	Connect with TV Sync	Long touch (2 secs)
📶 + ▶▶ + ◀◀	Reset the Speaker	Long touch (5 secs)


Pairing

To use the speaker, you must first pair it with your mobile device.

Easy Pairing

1. Push the power button to the on position. The speaker will enter pairing mode.
2. When the speaker enters pairing mode, the LED light will blink twice every 2 seconds. Pairing mode is active for 10 minutes.
3. With your mobile device, scan for and select the *Bluetooth* speaker.
4. If prompted, enter a password to pair the devices.

Manual Pairing (use when pairing with a second mobile device or re-pairing with a previously paired device)

1. Push the power button to the on position.
2. Touch and hold the  button.
3. Repeat step 2 through 4 of Easy Pairing.

NFC

Bluetooth connection is available through NFC.

In order to use this feature, you need to activate NFC on your mobile device. (The Read/Write item should be checked on the NFC menu on your mobile device.)

1. Bring your mobile device close to the LG logo on the top of the speaker.
2. Select "Yes" from the pop-up window to pair and connect the mobile device and speaker.
3. Once connected via NFC, bringing your mobile device close to the LG logo (NFC) on the speaker will disabled the connection.

NOTE:

- Once the speaker and a device have been paired, the next time the speaker is powered on it will automatically try to reconnect with the last device it was paired with.
- If the speaker cannot connect to a previously paired device within 20 minutes, it will automatically power off.

Advanced Multipoint

The speaker can be connected to two devices at the same time.

Pairing with Two Devices

1. Pair the speaker with the *Bluetooth*-enabled mobile device you want to use as your secondary device (see Pairing instructions).
2. Once paired, power off the speaker.
3. Pair and connect the speaker with your other *Bluetooth*-enabled mobile device. This will be your primary device.

NOTE:

- When the speaker is connected to two mobile devices at the same time (Multipoint), the speaker will work with the primary mobile device.
- If the speaker fails to connect to the primary mobile device through Easy Pairing, it will enter Pairing mode.


Auto Reconnect

If in range of each other when the speaker is powered on, the speaker and the primary mobile device will automatically reconnect.

The secondary mobile device will need to be manually connected by selecting LG PBS-C510 from the available devices listed in the *Bluetooth* menu.

Out of Range








If the paired devices are separated by a range of 33 feet (10 meters) or more, the speaker and paired mobile device(s) will disconnect, and the speaker will alert you.

If the speaker and paired mobile device do not automatically reconnect when they are back within the required range, briefly press  on the speaker to manually reconnect.




When connected to multiple devices, the paired device that is not in use will disconnect when out of range.

Dual Play (Optional)

You can enjoy stereo sound using two PBS-C510 products.

1. Using the Pairing instructions, pair your mobile device with the first speaker .
2. Press the  button and the  button of speaker  at the same time for about 2 seconds.
3. Press the  button and the  button of speaker  at the same time for about 2 seconds. The LED lighting will blink once every 2 seconds.
4. The two speakers will connect in about 5 to 10 seconds, and you can begin to play music with stereo sound.

NOTE:

- With Dual Play, you can adjust the volume of both speakers at the same time.
- To disable the Dual Play connection, press the  button and the  button (or  button) at the same time for about 2 seconds.
- Dual Play is support on Android or IOS devices.

Equalizer Mode Change



PBS-C510 speakers have three types of preset Equalizer modes.

Briefly touch the EQ button on the top of the speaker. When you press the EQ button, the EQ settings will be applied in the order as follows:

EQ Mode	LED Blinking
Bass Boost Mode (Low-Band Boost, Default)	1
Treble Boost (High-Band Boost)	2
Power Boost Mode (Full-Band Boost)	3

Reset the Speaker Setting

You can reset speaker settings such as the paired device list, volume level, equalizer mode, and mood LED as well as restore settings to default.

Press the  button and  button at the same time for about 5 seconds.

NOTE:

- Reset the speaker to clear the speaker memory.
- It cannot be reset while playing music.





LG Sound Sync

LG Sound Sync enables you to control some functions of this unit by your LG TV remote control. Controllable functions are volume up, volume down, and mute. Make sure that your TV has LG Sound Sync logo as shown above.

1. Set up the sound output of your TV.
TV setting menu → [Sound] → [TV Sound output] → [LG Sound Sync (Wireless)]

NOTE:

- The setting method of LG Sound Sync may differ depending on the TV. Refer to your TV manual.
2. Press the  button and  button at the same time for about 2 seconds.
 3. When in pairing mode, select the LG TV in the available devices list to connect the LG PBS-C510.

When Using the Product

Bluetooth

- You can connect up to two *Bluetooth* devices simultaneously.
- Multi-pairing connection (Advanced Multipoint) is only available with Android™ or iOS devices. (Multi-pairing connection may not be available with some devices due to their specifications.)
- If two *Bluetooth* devices are connected using multi-pairing, you can play and control music by selecting one of the connected devices.
- When two mobile devices are connected to a speaker, each mobile device's volume operates independently of the other device's volume.

Dual Play

- During Dual Play, you can only connect your mobile device to one of the *Bluetooth* speakers (speaker **A** or speaker **B**).
- Dual Play is only available with PBS-C510 speakers for use with Android and iOS devices. Dual Play is not available on other Music Flow series or other smart audio products.
- Multi-pairing (Advanced Multipoint) is not available during Dual Play.
- When Dual Play is connected, the function cannot be changed without first disconnecting from the paired mobile device. Once disconnected, the function can be changed or another mobile device can be pair with the PBS-C510.
- When the speakers are in the process of connecting with Dual Play, the speakers will not be visible to other *Bluetooth*-enabled mobile devices.

LG Sound Sync

- This product recognizes input signals such as *Bluetooth* and LG sound sync and automatically changes the mode according to the signals.

Energy Saving Features

- If the speaker cannot connect to a *Bluetooth*-enabled device within 20 minutes, it will automatically power off to save energy.
- If the speaker powers off to save energy, to power it on again you will need to press the top of speaker twice—once to complete the powering off and a second time to power it on.

Troubleshooting

Does Not Power On

- The battery is discharged. Charge the battery.

Muted or Distorted Sound

- The volume of this product or smart device may be set up to minimum. Adjust the volume of this product or the smart device the speaker is paired with.
- If the volume of the connected device is set up to maximum, the sound may be distorted. Reduce the volume of the connected device.
- If you use this product for purposes other than playing music, it may not work properly or the sound quality may decrease.

Bluetooth Pairing Failed

Bluetooth pairing may not work properly depending on the types of *Bluetooth* devices or environments.

- Ensure *Bluetooth* is on.
- Deactivate *Bluetooth* on the *Bluetooth*-enabled device you are trying to pair with, and then reactivate *Bluetooth* to try to pair again.
- Remove obstacles between this product and the *Bluetooth*-enabled device you are trying to pair with.
- Ensure that the device you want to pair with isn't already paired with another *Bluetooth*-enabled device. If it is, disable the unwanted connection.

LG Sound Sync Failed

- If the connection fails, check this product and your TV for their power and modes.
- If you turn off the TV and turn it on again, you will need to set up the LG sound sync connection again.

Product Not Properly Working

- If this product works improperly, power it off and then back on again.
- If the battery has been completely discharged, *Bluetooth* information may be deleted. Always maintain a charge to better ensure *Bluetooth* information is saved.
- When this product's power is off, the previous settings/mode may not be saved. Reconnect settings/mode using the instructions for this product.
- Do not use this product where temperature and humidity are too high or too low.
- Please contact LG Electronics Customer Service Center if you are still having issues with this product.

Precautions

- Do not drop the device.
- Do not modify, repair, or disassemble.
- Do not expose directly to water, alcohol, benzene, etc., for cleaning.
- Do not expose directly to flammables.
- Do not place or keep the device near flammables.
- Keep the device away from excessive humidity and dust.
- Do not place heavy objects on the device.
- Only charge the speaker with an original LG charger, rated current higher than 1.2A, otherwise the product may be damaged. If you use a charger rated under 1.2A, it may cause damage to the device or cause the device to not charge.
- Changes or modifications not expressly approved by the party responsible for compliance could void the user's authority to operate the equipment.
- Risk of damage or explosion if incorrect battery is used.
- Dispose of used batteries according to the instructions.
- If you have an implanted medical device, consult with a doctor prior to using this product.

Additional Information

Radio frequency exposure

This *Bluetooth* Stereo Speaker PBS-C510 is a radio transmitter and receiver. When in operation it communicates with a *Bluetooth*-equipped mobile device by receiving and transmitting radio frequency (RF) electromagnetic fields (microwaves) in the frequency range 2.4 to 2.4835 GHz. Your *Bluetooth* speaker is designed to operate in compliance with the RF exposure guidelines and limits set by national authorities and international health agencies when used with any compatible LG Electronics mobile device.

Potentially explosive atmosphere

Power off your electronic device when in any area with a potentially explosive atmosphere. Although this is uncommon, your electronic device could generate sparks. Sparks in such areas could cause an explosion or fire resulting in bodily injury or even death. Areas with a potentially explosive atmosphere are often, but not always, clearly marked.

Battery information

A rechargeable battery has a long service life if treated properly. A new battery or one that has not been used for a long period of time could have reduced capacity the first few times it is used. Do not expose the battery to extreme temperatures, never above +60°C (+140°F) or below -10°C (14°F). For maximum battery capacity, use the battery at room temperature. If the battery is used in low temperatures, the battery capacity will be reduced. The battery can only be charged in temperatures between +10°C (+50°F) and +45°C (+113°F). For your safety, do not remove the battery incorporated with the product. If you need to replace the battery, take it to the nearest authorized LG Electronics service point or dealer for assistance.

Recycling the battery in your *Bluetooth* speaker

The battery in your *Bluetooth* speaker must be disposed of properly and should never be placed in municipal waste. The LG Electronics service partner who removes the battery will dispose of it according to local regulations.

Conditions

- The warranty is valid only if the original receipt issued to the original purchaser by the dealer, specifying the date of purchase and serial number, is presented with the product to be repaired or replaced. LG Electronics reserves the right to refuse warranty service if this information has been removed or changed after the original purchase of the product from the dealer.
- If LG Electronics repairs or replaces the product, the repaired or replaced product shall be warranted for the remaining time of the original warranty period or for ninety (90) days from the date of repair, whichever is longer. Repair or replacement may involve the use of functionally equivalent reconditioned units. Replaced parts or components will become the property of LG Electronics.
- This warranty does not cover any failure of the product due to normal wear and tear, or due to misuse, including but not limited to use in other than the normal and customary manner, in accordance with instructions for use and maintenance of the product. Nor does this warranty cover any failure of the product due to accident, modification or adjustment, acts of God or damage resulting from liquid.
- This warranty does not cover product failures due to improper repair installations, modifications or service performed by a non-LG Electronics authorized person. Tampering with any of the seals on the product will void the warranty.
- THERE ARE NO EXPRESS WARRANTIES, WHETHER WRITTEN OR ORAL, OTHER THAN THIS PRINTING INCLUDING WITHOUT LIMITATION THE IMPLIED WARRANTIES OF MERCHANTABILITY OR FITNESS FOR A PARTICULAR PURPOSE, ARE LIMITED TO THE DURATION OF THIS LIMITED WARRANTY. IN NO EVENT SHALL LG ELECTRONICS OR ITS VENDORS BE LIABLE FOR INCIDENTAL OR CONSEQUENTIAL DAMAGES OF ANY NATURE WHATSOEVER, INCLUDING BUT NOT LIMITED TO LOST PROFITS OR COMMERCIAL LOSS, TO THE FULL EXTENT THOSE DAMAGES CAN BE DISCLAIMED BY LAW.
- Some countries/states do not allow the exclusion or limitation of incidental or consequential damages, or limitation of the duration of implied warranties, so the preceding limitations or exclusions may not apply to you. The warranty provided does not affect the consumer's statutory rights under applicable national legislation in force, nor the consumer's rights against the dealer arising from their sales/purchase contract.

Limited Warranty

Subject to the conditions of this Limited Warranty, LG Electronics warrants this product to be free from defects in design, material and workmanship at the time of its original purchase by a consumer, and for a subsequent period of one (1) year. Should your product need warranty service, please return it to the dealer from whom it was purchased or contact your local LG Electronics contact center to get further information.

Important Safety Information



CAUTION: TO REDUCE THE RISK OF ELECTRIC SHOCK, DO NOT REMOVE COVER (OR BACK). NO USER-SERVICEABLE PARTS INSIDE. REFER SERVICING TO QUALIFIED SERVICE PERSONNEL.



This lightning flash with arrowhead symbol within an equilateral triangle is intended to alert the user to the presence of uninsulated dangerous voltage within the product's enclosure that may be of sufficient magnitude to constitute a risk of electric shock to persons.



The exclamation point within an equilateral triangle is intended to alert the user to the presence of important operating and maintenance (servicing) instructions in the literature accompanying the product.

WARNING:

- To prevent fire or electric shock hazard, do not expose this product to rain or moisture.
- The battery pack shall not be exposed to excessive heat such as sunshine, fire or the like.
- Do not install this equipment in a confined space such as a book case or similar unit.
- This unit contains magnets which can be harmful to some kind of object (Ex: Magnetic card, Pacemaker etc.).

CAUTION:

- Do not block any ventilation openings. Install in accordance with the manufacturer's instructions. Slots and openings in the cabinet are provided for ventilation and to ensure reliable operation of the product and to protect it from over heating. The openings shall be never be blocked by placing the product on a bed, sofa, rug or other similar surface. This product shall not be placed in a built-in installation such as a bookcase or rack unless proper ventilation is provided or the manufacturer's instruction has been adhered to.
- The apparatus should not be exposed to water (dripping or splashing) and no objects filled with liquids, such as vases, should be placed on the apparatus.
- No naked flame sources, such as lighted candles, should be placed on the apparatus.
- Internal lithium battery in the unit should not be replaced by user because of danger of explosion if battery is incorrectly replaced, and must be replaced with the same type battery by expert.
- Only use the AC adapter supplied by LGE, Rated current 1.2A. Do not use a power supply from another device or another manufacturer. Using any other power cable or power supply may cause damage to the device and void your warranty.

- To avoid fire or electric shock, do not open the unit. Contact to qualified personnel only.
- Do not leave the unit in a place near the heating appliances or subject to direct sunlight, moisture, or mechanical shock.
- To clean the unit, use a soft, dry cloth. If the surfaces are extremely dirty, use a soft cloth lightly moistened with a mild detergent solution. Do not use strong solvents such as alcohol, benzine, or thinner, as these might damage the surface of the unit.
- Do not use volatile liquids such as insecticide spray near the unit. Wiping with strong pressure may damage the surface. Do not leave rubber or plastic products in contact with the unit for a long period of time.
- Do not place the unit over the vehicle's air bag. When the air bag deploys, it may result in injury. Before using in the car, fix the unit.
- Do not use the hands-free function while driving a car.
- Do not leave the unit on an unstable place such as high shelves. It may fall down because of the vibration of the sound.
- Do not use high voltage products around this product (ex. Electrical swatter). This product may malfunction due to electrical shock.

CAUTION when using this product in environments of low humidity

- It may cause static electricity in environments of low humidity.
- It is recommended to use this product after touching any metal object which conducts electricity.

CAUTION concerning the power cord

- Most appliances recommend they be placed upon a dedicated circuit; That is, a single outlet circuit which powers only that appliance and has no additional outlets or branch circuits. Check the specification page of this manual to be certain.
- Do not overload wall outlets. Overloaded wall outlets, loose or damaged wall outlets, extension cords, frayed power cords, or damaged or cracked wire insulation are dangerous. Any of these conditions could result in electric shock or fire.
- Periodically examine the cord of your appliance, and if its appearance indicates damage or deterioration, unplug it, discontinue use of the appliance, and have the cord replaced with an exact replacement part by an authorized service center. Protect the power cord from physical or mechanical abuse, such as being twisted, kinked, pinched, closed in a door, or walked upon.
- Pay particular attention to plugs, wall outlets, and the point where the cord exits the appliance.
- To disconnect power from the mains, pull out the mains cord plug. When installing the product, ensure that the plug is easily accessible.
- This device is equipped with a portable battery or accumulator.
- Replace the battery pack only with a genuine replacement battery pack from LG or an authorized LG dealer. LG cannot warrant the safety and compatibility or assure the operability of batteries from other manufacturers for use in operating this product. Keep battery pack clean and dry.
- The battery needs to be charged before use.
- Always use the correct LG charger, rated current higher than 1.2A, and refer to the manufacturer's instructions or equipment manual for proper charging instructions.
- To prevent contamination of the environment and bring on possible threat to human and animal health, the old battery or the battery put it in the appropriate container at designated collection points.

- Do not dispose of batteries or battery together with other waste. It is recommended that you use local, free reimbursement systems batteries and accumulators.
- The battery shall not be exposed to excessive heat such as sunshine, fire or the like.

NOTICE: For safety information, including product identification and supply ratings, please refer to the main label on the bottom of the apparatus.

Avoiding hearing damage

Permanent hearing loss may occur if you use your speaker at a high volume.

Set the volume to a safe level. Over time you can become accustomed to a higher volume that may sound normal but can be damaging to your hearing.

If you experience ringing in your ears or muffled speech, reduce the sound volume and have your hearing checked. The louder the volume, the less time is required before your hearing could be affected.

Hearing experts suggest that to protect your hearing:

- Limit the amount of time you use the speaker at high volume.
- Avoid increasing the volume to block out noisy surroundings.

Using speakers safely

Be careful and attentive while driving. Stop using this device if you find it disruptive or distracting while operating any type of vehicle or performing any other activity that requires your full attention.

Part 15.19 statement

This device complies with Part 15 of the FCC Rules. Operation is subject to the following two conditions: (1) this device may not cause harmful interference, and (2) this device must accept any interference received, including interference that may cause undesired operation.

Part 15.21 statement

Changes or modifications not expressly approved by the manufacturer (or party responsible) for compliance could void the user's authority to operate the equipment.

Part 15.105 statement

This equipment has been tested and found to comply with the limits for a class B digital device, pursuant to Part 15 of the FCC Rules.

These limits are designed to provide reasonable protection against harmful interference in a residential installation. This equipment generates, uses, and can radiate radio frequency energy and, if not installed and used in accordance with the instructions, may cause harmful interference to radio communications. However, there is no guarantee that interference will not occur in a particular installation. If this equipment does cause harmful interference or television reception, which can be determined by powering the equipment off and on, the user is encouraged to try to correct the interference by one or more of the following measures:

- Reorient or relocate the receiving antenna.
- Increase the separation between the equipment and receiver.
- Connect the equipment into an outlet on a circuit different from that to which the receiver is connected.
- Consult the dealer or an experienced radio/TV technician for help.

RF Exposure

This equipment complies with FCC radiation exposure limits set forth for an uncontrolled environment.

IMPORTANT NOTE:

To comply with the FCC RF exposure compliance requirements, no change to the antenna or the device is permitted. Any change to the antenna or the device could result in the device exceeding the RF exposure requirements and void user's authority to operate the device.

Bluetooth® is a registered trademark of *Bluetooth SIG, Inc.* worldwide.



FCC ID: ZNFPBSC510

Product Specifications

Power

Power	- 5 V / 1.2 A (AC adapter) - Built-in rechargeable battery
Power consumption	2 W (typical volume)
Size	Φ 67 x 204 mm
Weight	580 g
Working temperature	5°C – 35°C
Working humidity	5% – 60%
External port	Micro USB port for battery charging
Communication	<i>Bluetooth</i>
Amp	- 8 W (4 Ω, 1 kHz) + 4 W (8 Ω, 1 kHz) - THD: Within 10%
Speaker	- Type: Built-in type - Impedance: Woofer 4 Ω, full range 8 Ω - Rated power input: 12 W
Battery	- Battery capacity: 5200 mAh - Operating time: Approx. 20 hours (Based on 30% volume, 1 kHz signal signal with a fully charged battery) - Charging time: Less than 5.5 hours. The operating time can be varied depending on the conditions of the battery or operation.

Wireless *Bluetooth* Speaker

Company name	LG Electronics Inc.
Equipment name (model name)	Specific low power wireless device (PBS-C510)
Manufacturer / Manufacturing country	LG Electronics Inc. / Korea
<i>Bluetooth</i> version	4.1 (Speaker/A2DP profiles)

- Product designs and specifications are subject to change without prior notice.
- As this wireless device may cause electromagnetic interference, safety or medical services will not be provided.

LIMITED WARRANTY STATEMENT

1. WHAT THIS WARRANTY COVERS:

LG offers you a limited warranty that the enclosed unit and its enclosed accessories will be free from defects in material and workmanship, according to the following terms and conditions:

- (1) The limited warranty for the product extends for TWELVE (12) MONTHS beginning on the date of purchase of the product with valid proof of purchase, or absent valid proof of purchase, FIFTEEN (15) MONTHS from date of manufacture as determined by the unit's manufacture date code.
- (2) The limited warranty extends only to the original purchaser of the product and is not assignable or transferable to any subsequent purchaser/end user.
- (3) This warranty is good only to the original purchaser of the product during the warranty period as long as it is in the U.S., including Alaska, Hawaii, U.S. Territories and Canada.
- (4) The external housing and cosmetic parts shall be free of defects at the time of shipment and, therefore, shall not be covered under these limited warranty terms.
- (5) Upon request from LG, the consumer must provide information to reasonably prove the date of purchase.
- (6) The customer shall bear the cost of shipping the product to the Customer Service Department of LG. LG shall bear the cost of shipping the product back to the consumer after the completion of service under this limited warranty.

2. WHAT THIS WARRANTY DOES NOT COVER:

- (1) Defects or damages resulting from use of the product in other than its normal and customary manner.
- (2) Defects or damages from abnormal use, abnormal conditions, improper storage, exposure to moisture or dampness, unauthorized modifications, unauthorized connections, unauthorized repair, misuse, neglect, abuse, accident, alteration, improper installation, or other acts which are not the fault of LG, including damage caused by shipping, blown fuses, spills of food or liquid.
- (3) Breakage or damage to antennas unless caused directly by defects in material or workmanship.
- (4) Alleged product defects or malfunction of which the Customer Service Department at LG was not notified by consumer during the applicable limited warranty period.

- (5) Products which have had the serial number removed or made illegible.
- (6) This limited warranty is in lieu of all other warranties, express or implied either in fact or by operations of law, statutory or otherwise, including, but not limited to any implied warranty of marketability or fitness for a particular use.
- (7) Damage resulting from use of non-LG approved accessories.
- (8) All plastic surfaces and all other externally exposed parts that are scratched or damaged due to normal customer use.
- (9) Products operated outside published maximum ratings.
- (10) Products used or obtained in a rental program.
- (11) Consumables (such as fuses).

3. STATE LAW RIGHTS:

No other express warranty is applicable to this product. THE DURATION OF ANY IMPLIED WARRANTIES, INCLUDING THE IMPLIED WARRANTY OF MARKETABILITY OR MERCHANTABILITY OR FITNESS FOR A PARTICULAR PURPOSE, IS LIMITED TO THE DURATION OF THE EXPRESS WARRANTY HEREIN. LG SHALL NOT BE LIABLE FOR THE LOSS OF THE USE OF THE PRODUCT, INCONVENIENCE, LOSS OR ANY OTHER DAMAGES, DIRECT OR CONSEQUENTIAL, ARISING OUT OF THE USE OF, OR INABILITY TO USE, THIS PRODUCT OR FOR ANY BREACH OF ANY EXPRESS OR IMPLIED WARRANTY, INCLUDING THE IMPLIED WARRANTY OF MARKETABILITY OR MERCHANTABILITY OR FITNESS FOR A PARTICULAR PURPOSE APPLICABLE TO THIS PRODUCT.

Some states do not allow the exclusive limitation of incidental or consequential damages or limitations on how long an implied warranty lasts; so these limitations or exclusions may not apply to you. This warranty gives you specific legal rights and you may also have other rights which vary from state to state.

4. HOW TO GET WARRANTY SERVICE:

To obtain warranty service, please call or fax to the following telephone numbers from anywhere in the continental United States:

Tel. 1-800-793-8896 or Fax. 1-800-448-4026

Or visit <http://us.lgservice.com>. Correspondence may also be mailed to:
LG Electronics Service- Mobile Handsets
P.O. Box 240007, Huntsville, AL 35824

DO NOT RETURN YOUR PRODUCT TO THE ABOVE

ADDRESS. Please call or write for the location of the LG authorized service center nearest you and for the procedures for obtaining warranty claims.