



## 10. SETUP PHOTOS



### ANTENNA PORT CONDUCTED RF MEASUREMENT SETUP




**RADIATED RF MEASUREMENT SETUP**




**RADIATED RF MEASUREMENT SETUP FOR PORTABLE CONFIGURATION**






**POWERLINE CONDUCTED EMISSIONS MEASUREMENT SETUP**

LINE CONDUCTED FRONT PHOTO



LINE CONDUCTED BACK PHOTO



**END OF REPORT**