



9. SETUP PHOTOS

ANTENNA PORT CONDUCTED RF MEASUREMENT SETUP




RADIATED RF MEASUREMENT SETUP FOR PORTABLE CONFIGURATION


X-AXIS PHOTO



Y-AXIS PHOTO




Z-AXIS PHOTO



ENVIRONMENTAL CHAMBER

ENVIRONMENTAL CHAMBER PHOTO



END OF REPORT