





17. TEST PHOTOGRAPHS

See following Attached Pages for setup photographs.



FCC ID: ZNFMS870	 PCTEST ENGINEERING LABORATORY, INC.	HAC (RF EMISSIONS) TEST REPORT	 LG	Reviewed by: Quality Manager
HAC Filename: 0Y1211051599.ZNF	Test Dates: November 6-8, 2012	EUT Type: Portable Handset	Page 77 of 79	



**Figure 17-1
Ear Reference Point HAC Phantom Alignment**



**Figure 17-2
HAC Phantom Plane Alignment**

FCC ID: ZNFMS870		HAC (RF EMISSIONS) TEST REPORT	 LG Reviewed by: Quality Manager
HAC Filename: 0Y1211051599.ZNF	Test Dates: November 6-8, 2012	EUT Type: Portable Handset	Page 78 of 79

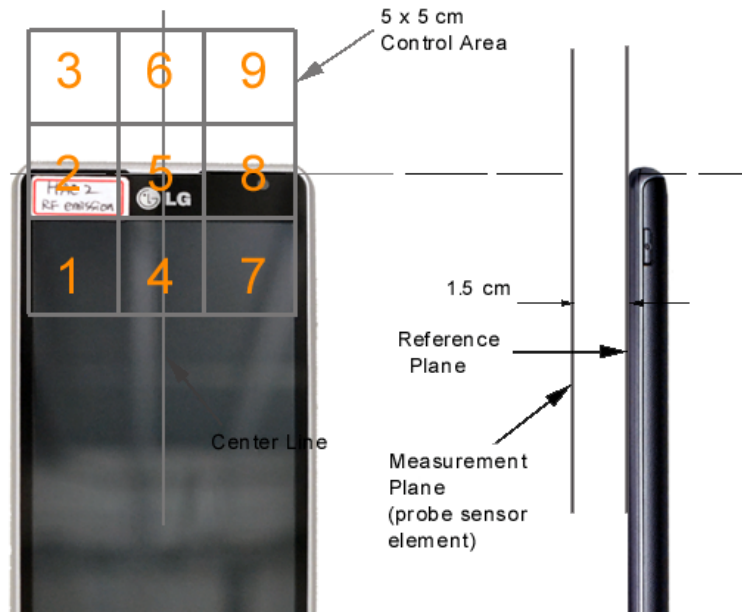


Figure 17-3
5x5 Scan grid above WD



Figure 17-4
E-Field WD Scan overlay




Figure 17-5
H-Field WD Scan overlay

FCC ID: ZNFMS870	PCTEST ENGINEERING LABORATORY, INC.	HAC (RF EMISSIONS) TEST REPORT	LG	Reviewed by: Quality Manager
HAC Filename: 0Y1211051599.ZNF	Test Dates: November 6-8, 2012	EUT Type: Portable Handset		Page 79 of 79