



PCTEST ENGINEERING LABORATORY, INC.

7185 Oakland Mills Road, Columbia, MD 21046 USA
Tel. 410.290.6652 / Fax 410.290.6654
http://www.pctestlab.com



MEASUREMENT REPORT FCC PART 15.247 / IC RSS-210 Bluetooth (Low Energy)

Applicant Name:
LG Electronics MobileComm U.S.A
1000 Sylvan Avenue
Englewood Cliffs, NJ 07632
United States

Date of Testing:
11/9/2012
Test Site/Location:
PCTEST Lab, Columbia, MD, USA
Test Report Serial No.:
0Y1211051596.ZNF

FCC ID:	ZNFMS870
APPLICANT:	LG Electronics MobileComm U.S.A

Application Type: Class II Permissive Change
Model: MS870, LG-MS870, LGMS870, LG-LW870, LGLW870, LW870
EUT Type: Portable Handset
Frequency Range: 2402 - 2480 MHz
FCC Classification: Digital Transmission System (DTS)
FCC Rule Part(s): Part 15.247
IC Specification(s): RSS-210 Issue 8
Test Procedure(s): ANSI C63.10-2009
Class II Perm. Change: Please see FCC change documents.
Original Grant Date: 11/09/2012

This equipment has been shown to be capable of compliance with the applicable technical standards as indicated in the measurement report and was tested in accordance with the measurement procedures specified in ANSI C63.10-2009. Test results reported herein relate only to the item(s) tested.

I attest to the accuracy of data. All measurements reported herein were performed by me or were made under my supervision and are correct to the best of my knowledge and belief. I assume full responsibility for the completeness of these measurements and vouch for the qualifications of all persons taking them.

PCTEST certifies that no party to this application has been subject to a denial of Federal benefits that includes FCC benefits pursuant to Section 5301 of the Anti-Drug Abuse Act of 1988, 21 U.S.C. 862.



Randy Ortanez
President

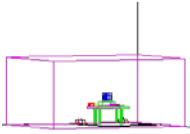


FCC ID: ZNFMS870		FCC Pt. 15.247 BLUETOOTH (LE) TEST REPORT (CLASS II PERMISSIVE CHANGE)		Reviewed by: Quality Manager
Test Report S/N: 0Y1211051596.ZNF	Test Dates: 11/9/2012	EUT Type: Portable Handset		Page 1 of 16

TABLE OF CONTENTS

FCC PART 15.247 MEASUREMENT REPORT.....	3
1.0 INTRODUCTION.....	4
1.1 SCOPE.....	4
1.2 PCTEST TEST LOCATION.....	4
2.0 PRODUCT INFORMATION.....	5
2.1 EQUIPMENT DESCRIPTION.....	5
2.2 DEVICE CAPABILITIES.....	5
2.3 TEST CONFIGURATION.....	5
2.4 EMI SUPPRESSION DEVICE(S)/MODIFICATIONS.....	5
2.5 LABELING REQUIREMENTS.....	5
3.0 DESCRIPTION OF TEST.....	6
3.1 EVALUATION PROCEDURE.....	6
3.2 RADIATED EMISSIONS.....	6
4.0 ANTENNA REQUIREMENTS.....	7
5.0 TEST EQUIPMENT CALIBRATION DATA.....	8
6.0 TEST RESULTS.....	9
6.1 SUMMARY.....	9
6.2 RADIATED SPURIOUS EMISSION MEASUREMENTS.....	10
6.3 RADIATED RESTRICTED BAND EDGE MEASUREMENTS.....	14
7.0 CONCLUSION.....	16

FCC ID: ZNFMS870		FCC Pt. 15.247 BLUETOOTH (LE) TEST REPORT (CLASS II PERMISSIVE CHANGE)		Reviewed by: Quality Manager
Test Report S/N: 0Y1211051596.ZNF	Test Dates: 11/9/2012	EUT Type: Portable Handset	Page 2 of 16	



MEASUREMENT REPORT

FCC Part 15.247





§ 2.1033 General Information



APPLICANT: LG Electronics MobileComm U.S.A
APPLICANT ADDRESS: 1000 Sylvan Avenue
 Englewood Cliffs, NJ 07632, United States
TEST SITE: PCTEST ENGINEERING LABORATORY, INC.
TEST SITE ADDRESS: 7185 Oakland Mills Road, Columbia, MD 21046 USA
FCC RULE PART(S): Part 15.247
IC SPECIFICATION(S): RSS-210 Issue 8
FCC ID: ZNFMS870
Test Device Serial No.: BT/WIFI Radiated Production Pre-Production Engineering
FCC CLASSIFICATION: Digital Transmission System (DTS)
DATE(S) OF TEST: 11/9/2012
TEST REPORT S/N: 0Y1211051596.ZNF

Test Facility / Accreditations

Measurements were performed at PCTEST Engineering Lab located in Columbia, MD 21046, U.S.A.



- PCTEST facility is an FCC registered (PCTEST Reg. No. 159966) test facility with the site description report on file and has met all the requirements specified in Section 2.948 of the FCC Rules and Industry Canada (2451B-1).
- PCTEST Lab is accredited to ISO 17025 by U.S. National Institute of Standards and Technology (NIST) under the National Voluntary Laboratory Accreditation Program (NVLAP Lab code: 100431-0) in EMC, FCC and Telecommunications.
- PCTEST Lab is accredited to ISO 17025-2005 by the American Association for Laboratory Accreditation (A2LA) in Specific Absorption Rate (SAR) testing, Hearing Aid Compatibility (HAC) testing, CTIA Test Plans, and wireless testing for FCC and Industry Canada Rules.
- PCTEST Lab is a recognized U.S. Conformity Assessment Body (CAB) in EMC and R&TTE (n.b. 0982) under the U.S.-EU Mutual Recognition Agreement (MRA).
- PCTEST TCB is a Telecommunication Certification Body (TCB) accredited to ISO/IEC Guide 65 by the American National Standards Institute (ANSI) in all scopes of FCC Rules and Industry Canada Standards (RSS).
- PCTEST facility is an IC registered (2451B-1) test laboratory with the site description on file at Industry Canada.
- PCTEST is a CTIA Authorized Test Laboratory (CATL) for AMPS, CDMA, and EvDO wireless devices and for Over-the-Air (OTA) Antenna Performance testing for AMPS, CDMA, GSM, GPRS, EGPRS, UMTS (W-CDMA), CDMA 1xEVDO, and CDMA 1xRTT.

FCC ID: ZNFMS870	 FCC Pt. 15.247 BLUETOOTH (LE) TEST REPORT (CLASS II PERMISSIVE CHANGE)		Reviewed by: Quality Manager
Test Report S/N: 0Y1211051596.ZNF	Test Dates: 11/9/2012	EUT Type: Portable Handset	Page 3 of 16

1.0 INTRODUCTION

1.1 Scope

Measurement and determination of electromagnetic emissions (EMC) of radio frequency devices including intentional and/or unintentional radiators for compliance with the technical rules and regulations of the Federal Communications Commission and the Industry Canada Certification and Engineering Bureau.

1.2 PCTEST Test Location

The map below shows the location of the PCTEST LABORATORY, its proximity to the FCC Laboratory, the Columbia vicinity area, the Baltimore-Washington Intern't'l (BWI) airport, the city of Baltimore and the Washington, DC area. (See Figure 1-1).

These measurement tests were conducted at the PCTEST Engineering Laboratory, Inc. facility located at 7185 Oakland Mills Road, Columbia, MD 21046. The site coordinates are 39° 10'23" N latitude and 76° 49'50" W longitude. The facility is 0.4 miles North of the FCC laboratory, and the ambient signal and ambient signal strength are approximately equal to those of the FCC laboratory. The detailed description of the measurement facility was found to be in compliance with the requirements of § 2.948 according to ANSI C63.4-2009 on February 15, 2012.

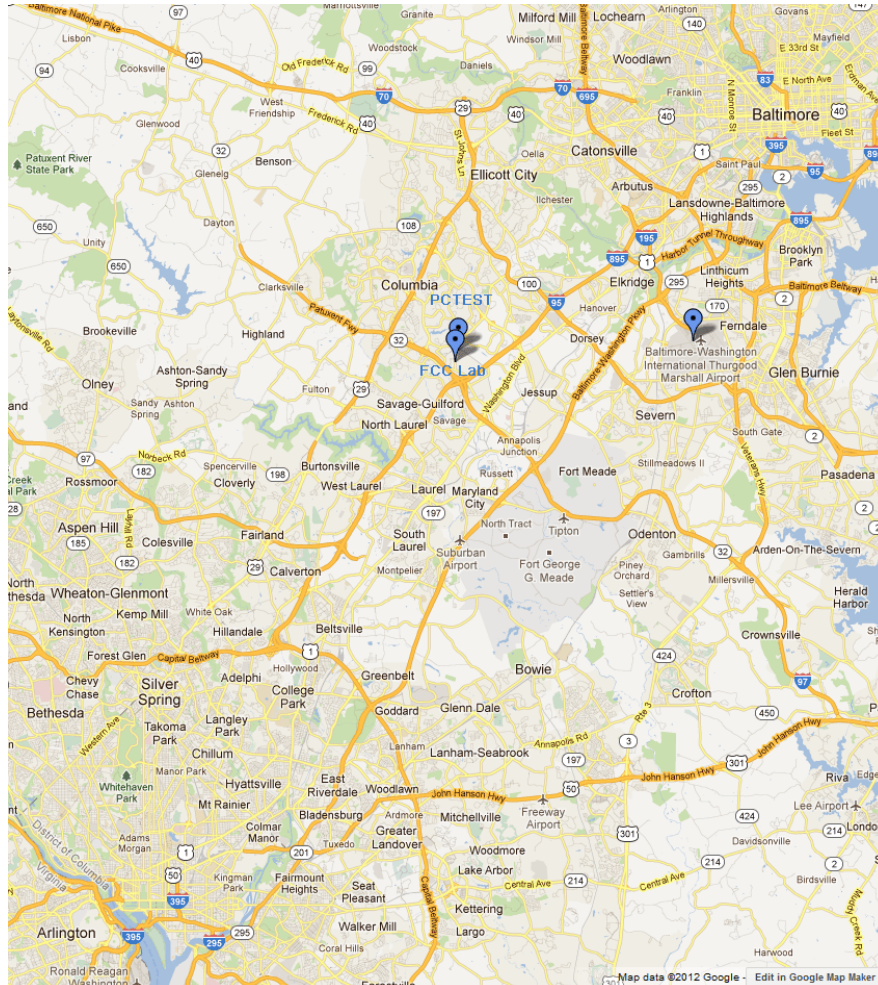


Figure 1-1. Map of the Greater Baltimore and Metropolitan Washington, D.C. area

FCC ID: ZNFMS870		FCC Pt. 15.247 BLUETOOTH (LE) TEST REPORT (CLASS II PERMISSIVE CHANGE)		Reviewed by: Quality Manager
Test Report S/N: 0Y1211051596.ZNF	Test Dates: 11/9/2012	EUT Type: Portable Handset	Page 4 of 16	

2.0 PRODUCT INFORMATION

2.1 Equipment Description

The Equipment Under Test (EUT) is the **LG Portable Handset FCC ID: ZNFMS870**. The data found in this test report was taken with the EUT operating in Bluetooth low energy mode. While in low energy mode, the Bluetooth transmitter hops pseudo-randomly between 40 channels, three of which are “advertising channels”. When the transmitter is hopping only between the three advertising channels, the EUT does not fall under the category of a “hopper” as defined in 15.247(a)(iii) which states that a “frequency hopping systems in the 2400–2483.5 MHz band shall use at least 15 channels.” As operation on only the advertising channels does not qualify the EUT as a hopper, the EUT is certified as a DTS device in this mode. The data found in this report is representative of the device when it transmits on its advertising channels. Typical Bluetooth operation is covered under the DSS report found with this application.

2.2 Device Capabilities

This device contains the following capabilities:

850/1700/1900 CDMA/EvDO Rev0/A (BC0, BC15, BC1), Band 2 (1.4, 3, 5, 10 Mhz), Band 4 (1.4, 3, 5, 10 Mhz), Band 25 (5, 10 Mhz) LTE, 802.11b/g/n WLAN, Bluetooth (1x, EDR, LE)

2.3 Test Configuration

The LG Portable Handset FCC ID: ZNFMS870 was tested per the guidance of ANSI C63.10-2009. See Sections 3.2, and 6.1 of this test report for a description of the radiated emissions, and antenna port conducted emissions test setups, respectively.

2.4 EMI Suppression Device(s)/Modifications



No EMI suppression device(s) were added and/or no modifications were made during testing.

2.5 Labeling Requirements

Per 15.19; Docket 95-19

The label shall be permanently affixed at a conspicuous location on the device; instruction manual or pamphlet supplied to the user and be readily visible to the purchaser at the time of purchase. However, when the device is so small wherein placement of the label with specified statement is not practical, only the trade name and FCC ID must be displayed on the device per Section 15.19(a)(5).

Please see attachment for FCC ID label and label location.

FCC ID: ZNFMS870		FCC Pt. 15.247 BLUETOOTH (LE) TEST REPORT (CLASS II PERMISSIVE CHANGE)		Reviewed by: Quality Manager
Test Report S/N: 0Y1211051596.ZNF	Test Dates: 11/9/2012	EUT Type: Portable Handset		Page 5 of 16

3.0 DESCRIPTION OF TEST

3.1 Evaluation Procedure

The measurement procedures described in the American National Standard for Testing Unlicensed Wireless Devices (ANSI C63.10-2009) was used in the measurement of the **LG Portable Handset FCC ID: ZNFMS870**.



Deviation from measurement procedure.....None

3.2 Radiated Emissions

The radiated test facilities consisted of an indoor 3 meter semi-anechoic chamber used for final measurements and exploratory measurements, when necessary. The measurement area is contained within the semi-anechoic chamber which is shielded from any ambient interference. For measurements above 1GHz absorbers are arranged on the floor between the turn table and the antenna mast in such a way so as to maximize the reduction of reflections. For measurements below 1GHz, the absorbers are removed. An ETS Lindgren Model 2188 raised turntable is used for radiated measurement. It is a continuously rotatable, remote-controlled, metallic turntable and 2 meters (6.56 ft.) in diameter. The turn table is flush with the raised floor of the chamber in order to maintain its function as a ground plane. A 78cm high PVC support structure is placed on top of the turntable. A 3/4" (~1.9cm) sheet of high density polyethylene is used as the table top and is placed on top of the PVC supports to bring the total height of the table to 80cm.

For all measurements, the spectrum was scanned through all EUT azimuths and from 1 to 4 meter receive antenna height using a broadband antenna from 30MHz up to the upper frequency shown in 15.33(b)(1) depending on the highest frequency generated or used in the device or on which the device operates or tunes. For frequencies above 1GHz, linearly polarized double ridge horn antennas were used. For frequencies below 30MHz, a calibrated loop antenna was used. When exploratory measurements were necessary, they were performed at 1 meter test distance inside the semi-anechoic chamber using broadband antennas, broadband amplifiers, and spectrum analyzers to determine the frequencies and modes producing the maximum emissions. Sufficient time for the EUT, support equipment, and test equipment was allowed in order for them to warm up to their normal operating condition. The test set-up was placed on top of the 0.8 meter high, 1 x 1.5 meter table. The EUT, support equipment, and interconnecting cables were arranged and manipulated to maximize each emission. Appropriate precaution was taken to ensure that all emissions from the EUT were maximized and investigated. The system configuration, clock speed, mode of operation or video resolution, if applicable, turntable azimuth, and receive antenna height was noted for each frequency found.

Final measurements were made in the semi-anechoic chamber using calibrated, linearly polarized broadband and horn antennas. The test setup was configured to the setup that produced the worst case emissions. The spectrum analyzer was set to investigate all frequencies required for testing to compare the highest radiated disturbances with respect to the specified limits. The turntable containing the EUT was rotated through 360 degrees and the height of the receive antenna was varied 1 to 4 meters and stopped at the azimuth and height producing the maximum emission. Each emission was maximized by varying: the mode of operation or resolution, clock or data rate, scrolling H pattern to the EUT and/or support equipment, and changing the polarity of the receive antenna, whichever produced the worst-case emissions. To record the final measurements, the analyzer detector function was set to CISPR quasi-peak mode and the bandwidth of the spectrum analyzer was set to 120kHz for frequencies below 1GHz or 1MHz for frequencies above 1GHz. For average measurements above 1GHz, the analyzer was set to peak detector with a reduced VBW setting (RBW = 1MHz, VBW = 1/THz, where T = pulse width).

FCC ID: ZNFMS870		FCC Pt. 15.247 BLUETOOTH (LE) TEST REPORT (CLASS II PERMISSIVE CHANGE)		Reviewed by: Quality Manager
Test Report S/N: 0Y1211051596.ZNF	Test Dates: 11/9/2012	EUT Type: Portable Handset	Page 6 of 16	

4.0 ANTENNA REQUIREMENTS

Excerpt from §15.203 of the FCC Rules/Regulations:

“An intentional radiator antenna shall be designed to ensure that no antenna other than that furnished by the responsible party can be used with the device. The use of a permanently attached antenna or of an antenna that uses a unique coupling to the intentional radiator shall be considered sufficient to comply with the provisions of this section.”



- The antenna(s) of the Portable Handset are **permanently attached**.
- There are no provisions for connection to an external antenna.

Conclusion:

The **LG Portable Handset FCC ID: ZNFMS870** unit complies with the requirement of §15.203.

Ch.	Frequency (MHz)
0	2402
:	:
19	2440
:	:
39	2480

Table 4-1. Frequency / Channel Operations



FCC ID: ZNFMS870		FCC Pt. 15.247 BLUETOOTH (LE) TEST REPORT (CLASS II PERMISSIVE CHANGE)		Reviewed by: Quality Manager
Test Report S/N: 0Y1211051596.ZNF	Test Dates: 11/9/2012	EUT Type: Portable Handset		Page 7 of 16

5.0 TEST EQUIPMENT CALIBRATION DATA

Test Equipment Calibration is traceable to the National Institute of Standards and Technology (NIST).

Manufacturer	Model	Description	Cal Date	Cal Interval	Cal Due	Serial Number
-	RE1	Radiated Emissions Cable Set (UHF/EHF)	7/10/2012	Annual	7/10/2013	N/A
-	RE2	Radiated Emissions Cable Set (VHF/UHF)	2/13/2012	Annual	2/13/2013	N/A
Agilent	8447D	Broadband Amplifier	5/8/2012	Annual	5/8/2013	2443A01900
ETS Lindgren	3117	1-18 GHz DRG Horn (Medium)	7/22/2011	Biennial	7/22/2013	125518
ETS Lindgren	3160-09	18-26.5 GHz Standard Gain Horn	5/30/2012	Biennial	5/30/2014	135427
Mini-Circuits	VHF-3100+	High Pass Filter	1/15/2012	Annual	1/15/2013	30841
Rohde & Schwarz	TS-PR18	1-18 GHz Pre-Amplifier	6/26/2012	Annual	6/26/2013	100071
Rohde & Schwarz	TS-PR26	18-26.5 GHz Pre-Amplifier	5/30/2012	Annual	5/30/2013	100040
Rohde & Schwarz	ESU26	EMI Test Receiver	12/15/2011	Annual	12/15/2012	100342
Sunol	JB5	Bi-Log Antenna (30M - 5GHz)	1/26/2012	Biennial	1/26/2014	A051107

Table 5-1. Annual Test Equipment Calibration Schedule

FCC ID: ZNFMS870		FCC Pt. 15.247 BLUETOOTH (LE) TEST REPORT (CLASS II PERMISSIVE CHANGE)		Reviewed by: Quality Manager
Test Report S/N: 0Y1211051596.ZNF	Test Dates: 11/9/2012	EUT Type: Portable Handset		Page 8 of 16

6.0 TEST RESULTS

6.1 Summary



Company Name: LG Electronics MobileComm U.S.A
 FCC ID: ZNFMS870
 FCC Classification: Digital Transmission System (DTS)
 Number of Channels: 40

FCC Part Section(s)	RSS Section(s)	Test Description	Test Limit	Test Condition	Test Result	Reference
TRANSMITTER MODE (TX)						
15.205 15.209	RSS-210 [A8.5]	General Field Strength Limits (Restricted Bands and Radiated Emission Limits)	Emissions in restricted bands must meet the radiated limits detailed in 15.209 (RSS-210 table 3 limits)	RADIATED	PASS	Sections 6.2, 6.3
RECEIVER MODE (RX) / DIGITAL EMISSIONS						
15.109	RSS-Gen [7.2.3.2]	General Field Strength Limits (Restricted Bands and Radiated Emissions Limits)	< FCC 15.109 limits or < RSS-210 table 3 limits	RADIATED (30MHz-1GHz) (1-25 GHz)	PASS	Part 15B Test Report

Table 6-1. Summary of Test Results

Notes:

- 1) All modes of operation were investigated. The test results shown in the following sections represent the worst case emissions.
- 2) All antenna port conducted emissions testing was performed on a test bench with the antenna port of the EUT connected to the spectrum analyzer through calibrated cables and attenuators.

FCC ID: ZNFMS870		FCC Pt. 15.247 BLUETOOTH (LE) TEST REPORT (CLASS II PERMISSIVE CHANGE)		Reviewed by: Quality Manager
Test Report S/N: 0Y1211051596.ZNF	Test Dates: 11/9/2012	EUT Type: Portable Handset	Page 9 of 16	

6.2 Radiated Spurious Emission Measurements

§15.205, §15.209, §15.247(d); RSS-210 [A8.5]

The EUT was tested from 9kHz and up to the 10th harmonic of the fundamental frequency of the transmitter using CISPR quasi peak detector below 1GHz. Above 1 GHz, average and peak measurements were taken using linearly polarized horn antennas. All out of band emissions appearing in a restricted band as specified in Section 15.205 of the Title 47 CFR must not exceed the limits shown in Table 6-2 per Section 15.209.



All measurements shown in this section were obtained using traditional radiated test methods as defined in ANSI C63.10-2009. No significant radiated band edge emissions were found in the 2310 – 2390MHz restricted band.

Frequency	Field Strength [$\mu\text{V/m}$]	Measured Distance [Meters]
0.009 – 0.490 MHz	2400/F (kHz)	300
0.490 – 1.705 MHz	24000/F (kHz)	30
1.705 – 30.00 MHz	30	30
30.00 – 88.00 MHz	100	3
88.00 – 216.0 MHz	150	3
216.0 – 960.0 MHz	200	3
Above 960.0 MHz	500	3

Table 6-2. Radiated Limits

Sample Calculation

- Field Strength Level [$\text{dB}_{\mu\text{V/m}}$] = Analyzer Level [dBm] + 107 + AFCL [dB/m]
- AFCL [dB/m] = Antenna Factor [dB/m] + Cable Loss [dB]
- Margin [dB] = Field Strength Level [$\text{dB}_{\mu\text{V/m}}$] – Limit [$\text{dB}_{\mu\text{V/m}}$]

FCC ID: ZNFMS870		FCC Pt. 15.247 BLUETOOTH (LE) TEST REPORT (CLASS II PERMISSIVE CHANGE)		Reviewed by: Quality Manager
Test Report S/N: 0Y1211051596.ZNF	Test Dates: 11/9/2012	EUT Type: Portable Handset		Page 10 of 16

Radiated Spurious Emission Measurements (Cont'd)
§15.205, §15.209, §15.247(d); RSS-210 [A8.5]



Bluetooth Mode: LE
 Distance of Measurements: 3 Meters
 Operating Frequency: 2402MHz
 Channel: 0

Frequency [MHz]	Analyzer Level [dBm]	Detector	Pol [H/V]	AFCL [dB]	Field Strength [dB μ V/m]	Limit [dB μ V/m]	Margin [dB]
4804.00	-109.36	Avg	H	39.45	37.08	53.98	-16.89
4804.00	-98.08	Peak	H	39.45	48.36	73.98	-25.61
12010.00	-135.00	Avg	H	49.63	21.63	53.98	-32.35
12010.00	-125.00	Peak	H	49.63	31.63	73.98	-42.35

Table 6-3. Radiated Measurements @ 3 meters

NOTES:

1. All emissions shown lie in the restricted bands specified in §15.205 and RSS-210 section 2.7, Table 1 and are below the limit shown in Table 6-2.
2. For frequencies > 1GHz, average and peak measurements are recorded. Average measurements were recorded using RBW = 1MHz and VBW \geq 1/T = 3kHz to ensure that the spurious emissions were not over-averaged and peak measurements are recorded using RBW = 1MHz and VBW = 3MHz per ANSI C63.10-2009.
3. The antenna is manipulated through typical positions, polarity and length during the tests. The EUT is manipulated through three orthogonal planes.
4. The EUT is supplied with nominal AC voltage and/or a new/fully-recharged battery.
5. The spectrum is measured from 9kHz to the 10th harmonic and the worst-case emissions are reported. No significant emissions were found beyond the second harmonic for this device.
6. Levels at - 135 dBm represent the analyzer noise floor and signify that no emission was detected.
7. Above 960MHz the limit is 500 μ V/m (54dB μ /m) at 3 meters radiated.

FCC ID: ZNFMS870		FCC Pt. 15.247 BLUETOOTH (LE) TEST REPORT (CLASS II PERMISSIVE CHANGE)		Reviewed by: Quality Manager
Test Report S/N: 0Y1211051596.ZNF	Test Dates: 11/9/2012	EUT Type: Portable Handset	Page 11 of 16	

Radiated Spurious Emission Measurements (Cont'd)

§15.205, §15.209, §15.247(d); RSS-210 [A8.5]

Bluetooth Mode: LE

Distance of Measurements: 3 Meters

Operating Frequency: 2440MHz



Channel: 19

Frequency [MHz]	Analyzer Level [dBm]	Detector	Pol [H/V]	AFCL [dB]	Field Strength [dB μ V/m]	Limit [dB μ V/m]	Margin [dB]
4880.00	-109.19	Avg	H	39.48	37.29	53.98	-16.69
4880.00	-97.74	Peak	H	39.48	48.74	73.98	-25.24
9760.00	-135.00	Avg	H	42.39	14.39	53.98	-39.59
9760.00	-125.00	Peak	H	42.39	24.39	73.98	-49.59
19520.00	-135.00	Avg	H	50.35	22.35	53.98	-31.63
19520.00	-125.00	Peak	H	50.35	32.35	73.98	-41.63

Table 6-4. Radiated Measurements @ 3 meters

NOTES:

- All emissions shown lie in the restricted bands specified in §15.205 and RSS-210 section 2.7, Table 1 and are below the limit shown in Table 6-2.
- For frequencies > 1GHz, average and peak measurements are recorded. Average measurements were recorded using RBW = 1MHz and VBW \geq 1/T = 3kHz to ensure that the spurious emissions were not over-averaged and peak measurements are recorded using RBW = 1MHz and VBW = 3MHz per ANSI C63.10-2009.
- The antenna is manipulated through typical positions, polarity and length during the tests. The EUT is manipulated through three orthogonal planes.
- The EUT is supplied with nominal AC voltage and/or a new/fully-recharged battery.
- The spectrum is measured from 9kHz to the 10th harmonic and the worst-case emissions are reported. No significant emissions were found beyond the second harmonic for this device.
- Levels at - 135 dBm represent the analyzer noise floor and signify that no emission was detected.
- Above 960MHz the limit is 500 μ V/m (54dB μ /m) at 3 meters radiated.

FCC ID: ZNFMS870		FCC Pt. 15.247 BLUETOOTH (LE) TEST REPORT (CLASS II PERMISSIVE CHANGE)		Reviewed by: Quality Manager
Test Report S/N: 0Y1211051596.ZNF	Test Dates: 11/9/2012	EUT Type: Portable Handset		Page 12 of 16

Radiated Spurious Emission Measurements (Cont'd)

§15.205, §15.209, §15.247(d); RSS-210 [A8.5]

Bluetooth Mode: LE

Distance of Measurements: 3 Meters

Operating Frequency: 2480MHz



Channel: 39

Frequency [MHz]	Analyzer Level [dBm]	Detector	Poi [H/V]	AFCL [dB]	Field Strength [dB μ V/m]	Limit [dB μ V/m]	Margin [dB]
4960.00	-111.90	Avg	H	39.51	34.61	53.98	-19.37
4960.00	-98.95	Peak	H	39.51	47.56	73.98	-26.42
7440.00	-135.00	Avg	H	42.56	14.56	53.98	-39.42
7440.00	-125.00	Peak	H	42.56	24.56	73.98	-49.42
12400.00	-135.00	Avg	H	51.07	23.07	53.98	-30.91
12400.00	-125.00	Peak	H	51.07	33.07	73.98	-40.91

Table 6-5. Radiated Measurements @ 3 meters

NOTES:

- All emissions shown lie in the restricted bands specified in §15.205 and RSS-210 section 2.7, Table 1 and are below the limit shown in Table 6-2.
- For frequencies > 1GHz, average and peak measurements are recorded. Average measurements were recorded using RBW = 1MHz and VBW \geq 1/T = 3kHz to ensure that the spurious emissions were not over-averaged and peak measurements are recorded using RBW = 1MHz and VBW = 3MHz per ANSI C63.10-2009.
- The antenna is manipulated through typical positions, polarity and length during the tests. The EUT is manipulated through three orthogonal planes.
- The EUT is supplied with nominal AC voltage and/or a new/fully-recharged battery.
- The spectrum is measured from 9kHz to the 10th harmonic and the worst-case emissions are reported. No significant emissions were found beyond the second harmonic for this device.
- Levels at - 135 dBm represent the analyzer noise floor and signify that no emission was detected.
- Above 960MHz the limit is 500 μ V/m (54dB μ /m) at 3 meters radiated.

FCC ID: ZNFMS870		FCC Pt. 15.247 BLUETOOTH (LE) TEST REPORT (CLASS II PERMISSIVE CHANGE)		Reviewed by: Quality Manager
Test Report S/N: 0Y1211051596.ZNF	Test Dates: 11/9/2012	EUT Type: Portable Handset		Page 13 of 16

6.3 Radiated Restricted Band Edge Measurements §15.205, §15.209, §15.247(d); RSS-210 [A8.5]



Bluetooth Mode: LE
 Distance of Measurements: 3 Meters
 Operating Frequency: 2402MHz
 Channel: 0

Frequency [MHz]	Analyzer Level [dBm]	Detector	Pol [H/V]	AFCL [dB]	Field Strength [dB μ V/m]	Limit [dB μ V/m]	Margin [dB]
2373.72	-111.44	Avg	H	35.85	31.40	53.98	-22.58
2373.72	-97.92	Peak	H	35.85	44.92	73.98	-29.06
2380.38	-111.22	Avg	H	35.92	31.70	53.98	-22.28
2380.38	-96.46	Peak	H	35.92	46.46	73.98	-27.52
2390.00	-111.12	Avg	H	36.02	31.90	53.98	-22.08
2390.00	-98.46	Peak	H	36.02	44.56	73.98	-29.42

Table 6-6. Radiated Restricted Band Edge Measurements (2310 – 2390MHz)

NOTES:

1. All emissions shown lie in the restricted bands specified in §15.205 and RSS-210 section 2.7, Table 1 and are below the limit shown in Table 6-2.
2. For frequencies > 1GHz, average measurements are recorded using RBW = 1MHz and VBW \geq 1/T = 3kHz. Peak measurements are recorded using RBW = 1MHz and VBW = 3MHz.
3. The antenna is manipulated through typical positions, polarity and length during the tests. The EUT is manipulated through three orthogonal planes.
4. The EUT is supplied with nominal AC voltage and/or a new/fully-recharged battery.
5. Above 960MHz the limit is 500 μ V/m (54dB μ /m) at 3 meters radiated.

FCC ID: ZNFMS870		FCC Pt. 15.247 BLUETOOTH (LE) TEST REPORT (CLASS II PERMISSIVE CHANGE)		Reviewed by: Quality Manager
Test Report S/N: 0Y1211051596.ZNF	Test Dates: 11/9/2012	EUT Type: Portable Handset	Page 14 of 16	

Radiated Restricted Band Edge Measurements (Cont'd)
§15.205, §15.209, §15.247(d); RSS-210 [A8.5]



Bluetooth Mode: LE
 Distance of Measurements: 3 Meters
 Operating Frequency: 2480MHz
 Channel: 39

Frequency [MHz]	Analyzer Level [dBm]	Detector	Pol [H/V]	AFCL [dB]	Field Strength [dB μ V/m]	Limit [dB μ V/m]	Margin [dB]
2483.50	-93.23	Avg	H	36.97	50.74	53.98	-3.24
2483.50	-81.73	Peak	H	36.97	62.24	73.98	-11.74
2483.53	-93.60	Avg	H	36.98	50.37	53.98	-3.61
2483.53	-81.58	Peak	H	36.98	62.39	73.98	-11.59
2483.98	-98.55	Avg	H	36.98	45.43	53.98	-8.55
2483.98	-86.42	Peak	H	36.98	57.56	73.98	-16.42

Table 6-7. Radiated Restricted Band Edge Measurements (2483.5 – 2500MHz)



NOTES:

1. All emissions shown lie in the restricted bands specified in §15.205 and RSS-210 section 2.7, Table 1 and are below the limit shown in Table 6-2.
2. For frequencies > 1GHz, average measurements are recorded using RBW = 1MHz and VBW \geq 1/T = 3kHz. Peak measurements are recorded using RBW = 1MHz and VBW = 3MHz.
3. The antenna is manipulated through typical positions, polarity and length during the tests. The EUT is manipulated through three orthogonal planes.
4. The EUT is supplied with nominal AC voltage and/or a new/fully-recharged battery.
5. Above 960MHz the limit is 500 μ V/m (54dB μ /m) at 3 meters radiated.

FCC ID: ZNFMS870		FCC Pt. 15.247 BLUETOOTH (LE) TEST REPORT (CLASS II PERMISSIVE CHANGE)		Reviewed by: Quality Manager
Test Report S/N: 0Y1211051596.ZNF	Test Dates: 11/9/2012	EUT Type: Portable Handset		Page 15 of 16

7.0 CONCLUSION

The data collected relate only the item(s) tested and show that the **LG Portable Handset FCC ID: ZNFMS870** is in compliance with Part 15C of the FCC Rules and RSS-210 of the Industry Canada Rules.

FCC ID: ZNFMS870		FCC Pt. 15.247 BLUETOOTH (LE) TEST REPORT (CLASS II PERMISSIVE CHANGE)		Reviewed by: Quality Manager
Test Report S/N: 0Y1211051596.ZNF	Test Dates: 11/9/2012	EUT Type: Portable Handset		Page 16 of 16