




APPENDIX D: SAR TEST SETUP PHOTOGRAPHS



FCC ID: ZNFMS870	 PCTEST ENGINEERING LABORATORY, INC.	SAR EVALUATION REPORT	 LG	Reviewed by: Quality Manager
Test Dates: 09/10/12 - 09/19/12	DUT Type: Portable Handset			Page D1 of D6



SAR Test Setup Photo 1 – Right Cheek



SAR Test Setup Photo 2 – Right Tilt



FCC ID: ZNFMS870		SAR EVALUATION REPORT		Reviewed by: Quality Manager
Test Dates: 09/10/12 - 09/19/12	DUT Type: Portable Handset	Page D2 of D6		



SAR Test Setup Photo 3 – Left Cheek



SAR Test Setup Photo 4 – Left Tilt



FCC ID: ZNFMS870	 PCTEST <small>ENGINEERING LABORATORY, INC.</small>	SAR EVALUATION REPORT		Reviewed by: Quality Manager
Test Dates: 09/10/12 - 09/19/12	DUT Type: Portable Handset	Page D3 of D6		



SAR Test Setup Photo 5 – Back Side at 1.0 cm



SAR Test Setup Photo 6 – Front Side at 1.0 cm



FCC ID: ZNFMS870		SAR EVALUATION REPORT		Reviewed by: Quality Manager
Test Dates: 09/10/12 - 09/19/12	DUT Type: Portable Handset			Page D4 of D6



SAR Test Setup Photo 7 – Top Edge at 1.0 cm



SAR Test Setup Photo 8 – Bottom Edge at 1.0 cm



FCC ID: ZNFMS870		SAR EVALUATION REPORT		Reviewed by: Quality Manager
Test Dates: 09/10/12 - 09/19/12	DUT Type: Portable Handset			Page D5 of D6



SAR Test Setup Photo 9 – Right Edge at 1.0 cm



SAR Test Setup Photo 10 – Left Edge at 1.0 cm

FCC ID: ZNFMS870		SAR EVALUATION REPORT		Reviewed by: Quality Manager
Test Dates: 09/10/12 - 09/19/12	DUT Type: Portable Handset	Page D6 of D6		