


## 10. SETUP PHOTOS

### ANTENNA PORT CONDUCTED RF MEASUREMENT SETUP




**RADIATED RF MEASUREMENT SETUP FOR PORTABLE CONFIGURATION**


X-AXIS PHOTO




Y-AXIS PHOTO



Z-AXIS PHOTO



ENVIRONMENTAL CHAMBER PHOTO



**END OF REPORT**