

## 18. External Photos

Front View of the DUT

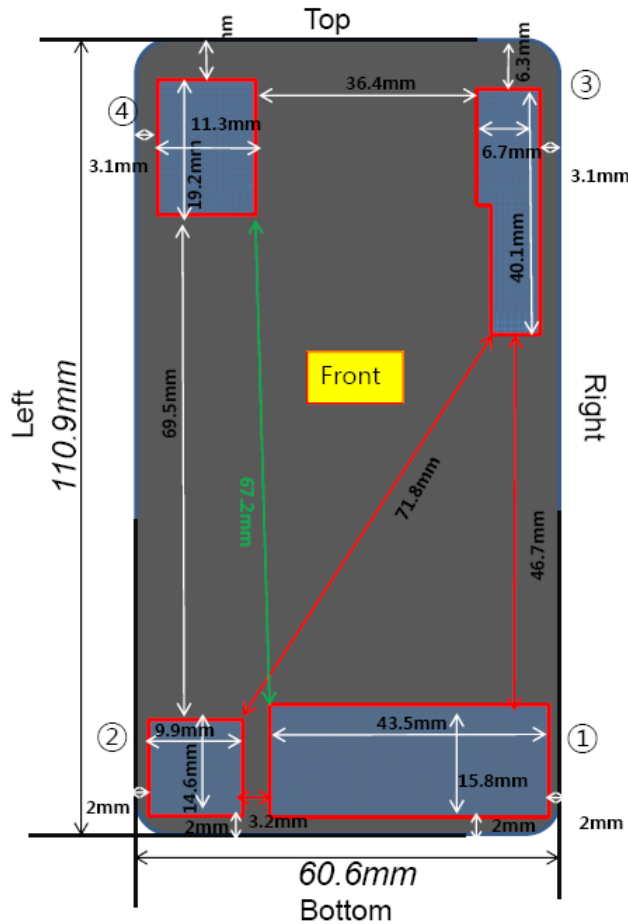


Rear View of the DUT



## 19. Antenna Locations & Separation Distances

MS770 Antenna Distance



① CDMA 1x BC0, BC1 and BC15

MODE	BAND	TX(MHz)	RX(MHz)
CDMA	BC0	824 ~ 849	869 ~ 894
	BC1	1850 ~ 1910	1930 ~ 1990
	BC15	1710 ~ 1755	2110 ~ 2155

② LTE Band 2 and 4 2<sup>nd</sup> RX, EVDO BC1 and BC15 Diversity

MODE	BAND	TX(MHz)	RX(MHz)
LTE	B2	2 <sup>nd</sup> RX	1930 ~ 1990
	B4	2 <sup>nd</sup> RX	2110 ~ 2155
EVDO	BC1	Diversity	1930 ~ 1990
	BC15	Diversity	2110 ~ 2155

③ LTE Band 2 and 4 RX/TX  
 EVDO BC1 and BC15 RX/TX  
 \* BC0 doesn't support EVDO capability

MODE	BAND	TX(MHz)	RX(MHz)
LTE	B2	1850 ~ 1910	1930 ~ 1990
	B4	1710 ~ 1755	2110 ~ 2155
EVDO	BC1	1850 ~ 1910	1930 ~ 1990
	BC15	1710 ~ 1755	2110 ~ 2155

④ GPS & BT/WiFi

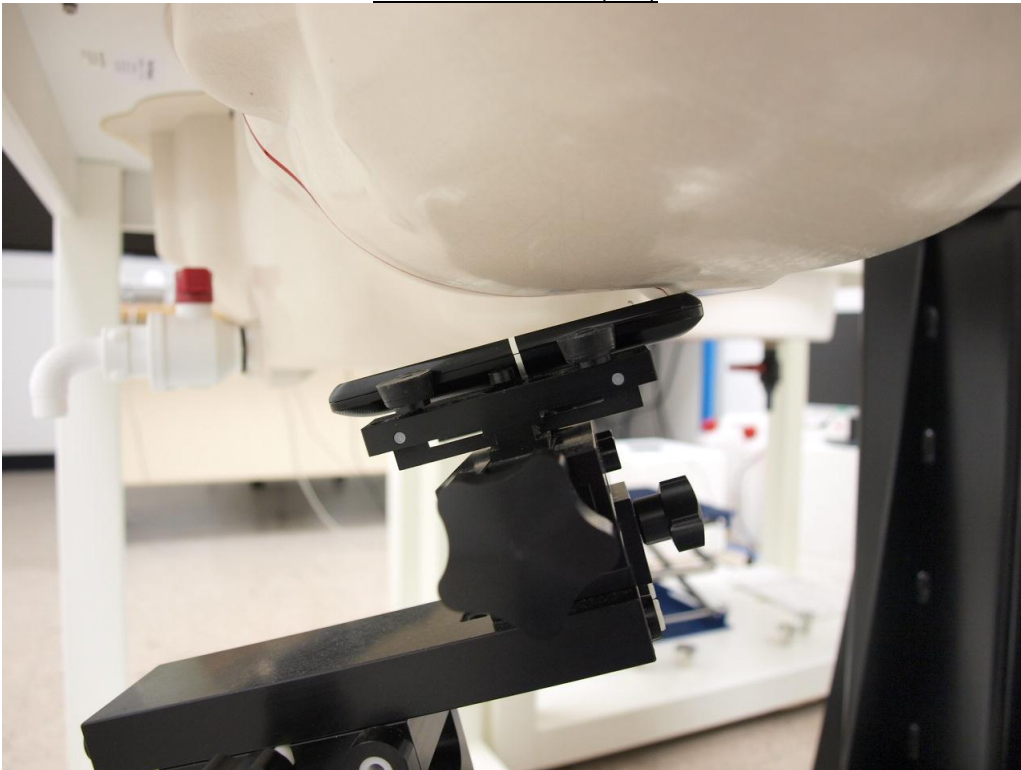
MODE	TX(MHz)	RX(MHz)
GPS	x	1575.42
BT /WiFi(802.11b/g/n)	2412 ~ 2462	2412 ~ 2462

## 20. Setup Photos


Left Hand Side Touch




Left Hand Side Tilt (15°)




Right Hand Side Touch



Right Hand Side Tilt (15°)




Body & Hotspot - Rear w/ 10 mm Separation



Body - Rear w/ 10 mm Separation (w/ Headset)




Body & Hotspot - Front w/ 10 mm Separation




Hotspot – Edge 1 w/ 10 mm Separation




Hotspot - Edge 2 w/ 10 mm Separation



Hotspot - Edge 3 w/ 10 mm Separation



Hotspot - Edge 4 w/ 10 mm Separation



**END OF REPORT**