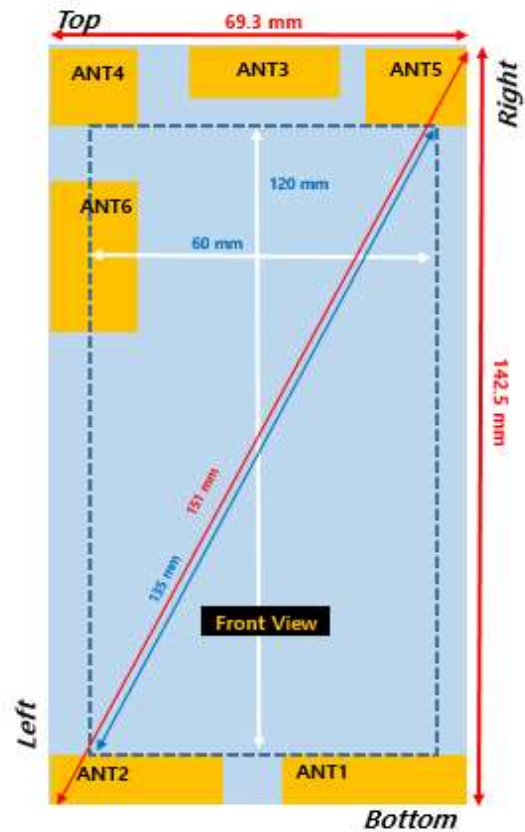
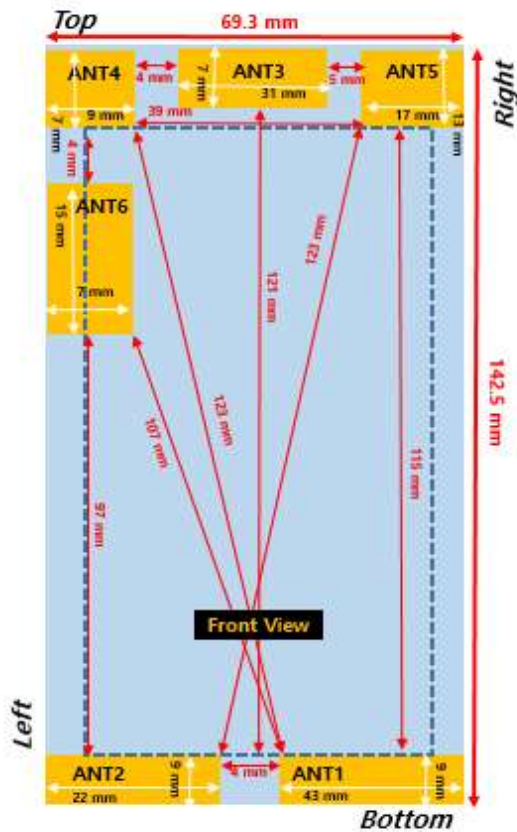



Antenna and Device Information




| Antenna | Mode | Band |
|---------|------------|---|
| ANT1 | Main LB | LTE B5/8/28 W5/8 GSM850/EGSM – TX,RX |
| ANT2 | Main MB/HB | LTE B1/3/7/38/40/41 W1/2 DCS/PCS – TX,RX |
| ANT3 | LB/HB MRD | LTE B5/7/8/28/38/40/41 W5/8 GSM850/EGSM– RX |
| ANT4 | MB MRD | LTE B1/3 W1/2 DCS/PCS – RX |
| ANT5 | GPS | GPS |
| ANT6 | BT/WIFI | 2.4G |

SAR Test Setup Photographs

■ Test Setup Photo (Left All)



■ Test Setup Photo (Left Touch/Tilt)




■ Test Setup Photo (Right All)




■ Test Setup Photo (Right Touch/Tilt)



■ **Test Setup Photo (Body All)**




■ Test Setup Photo (Rear)



[Distance of 1.0 cm from the EUT]

■ **Test Setup Photo (Front)**



[Distance of 1.0 cm from the EUT]

■ Setup Photo (Left)



[Distance of 1.0 cm from the EUT]

■ Setup Photo (Right)



[Distance of 1.0 cm from the EUT]

■ Setup Photo (Top)



[Distance of 1.0 cm from the EUT]

■ **Setup Photo (Bottom)**



[Distance of 1.0 cm from the EUT]